

# Hospital utilization in Indonesia in 2018: do urban-rural disparities exist?

*by* Ratna Dwi Wulandari Et Al

---

**Submission date:** 15-Apr-2022 01:00PM (UTC+0800)

**Submission ID:** 1811219911

**File name:** 0f7664d7-f4c5-425e-a0d3-5b63ff80d757.pdf (2.65M)

**Word count:** 7851

**Character count:** 41565

RESEARCH

Open Access



# Hospital utilization in Indonesia in 2018: do urban–rural disparities exist?

Ratna Dwi Wulandari<sup>1,2\*</sup>, Agung Dwi Laksono<sup>2,3</sup>, Zainul Khaqiqi Nantabah<sup>3</sup>, Nikmatur Rohmah<sup>4</sup> and Zuardin Zuardin<sup>5</sup>

## Abstract

**Background:** The government must ensure equality in health services access, minimizing existing disparities between urban and rural areas. The referral system in Indonesia is conceptually sound. However, there are still problems of uneven service access, and there is an accumulation of patients in certain hospitals. The study aims to analyze the urban–rural disparities in hospital utilization in Indonesia.

**Methods:** The study used secondary data from the 2018 Indonesian Basic Health Survey. This is cross-sectional study gathered 629,370 respondents through stratification and multistage random sampling. In addition to the kind of home and hospital utilization, the study looked at age, gender, marital status, education, occupation, wealth, and health insurance as control factors. The research employed multinomial logistic regression to evaluate the data in the final step.

**Results:** According to the findings, someone who lives in an urban region has 1.493 times higher odds of using outpatient hospital services than someone in a rural area (AOR 1.493; 95% CI 1.489–1.498). Meanwhile, someone who lives in an urban region has 1.075 times higher odds of using an inpatient facility hospital than someone who lives in a rural one (AOR 1.075; 95% CI 1.073–1.077). Furthermore, someone living in an urban region has 1.208 times higher odds than someone who lives in a rural area using outpatient and inpatient hospital services simultaneously (AOR 1.208; 95% CI 1.204–1.212).

**Conclusion:** The study concluded there were urban–rural disparities in hospital utilization in Indonesia.

**Keywords:** Hospital utilization, Healthcare evaluation, Healthcare access, Public health

## Background

The World Health Organization identifies six principal components (building blocks) in the health system framework. One of these components is health services [1]. For the referral process to function appropriately in health services, it is necessary to have a system that regulates the transfer of patients from one place to another [2]. In Indonesia, the referral process adheres to a tiered health service system: the first or primary level of service,

the second or secondary level, and the third or tertiary level [3]. In the referral system in Indonesia, the hospital is an advanced level referral health facility and the gateway to the highest health facility. The situation means that the government expected hospitals to help and solve community problems related to health/medical entirely. Even though the concept is good, there are still problems of uneven service access and accumulation of patients in certain hospitals, the last level in the referral system [4].

In Indonesia, around 110 regional referral hospitals, 20 provincial referral hospitals, and 14 central referral hospitals [5]. Although the government has developed a regional referral system, there are still challenges in

\*Correspondence: ratna-20@fkm.unair.ac.id

<sup>1</sup> Faculty of Public Health, Universitas Airlangga, Surabaya, Indonesia  
Full list of author information is available at the end of the article



© The Author(s) 2022. **Open Access** This article is licensed under a Creative Commons Attribution 4.0 International License, which permits use, sharing, adaptation, distribution and reproduction in any medium or format, as long as you give appropriate credit to the original author(s) and the source, provide a link to the Creative Commons licence, and indicate if changes were made. The images or other third party material in this article are included in the article's Creative Commons licence, unless indicated otherwise in a credit line to the material. If material is not included in the article's Creative Commons licence and your intended use is not permitted by statutory regulation or exceeds the permitted use, you will need to obtain permission directly from the copyright holder. To view a copy of this licence, visit <http://creativecommons.org/licenses/by/4.0/>. The Creative Commons Public Domain Dedication waiver (<http://creativecommons.org/publicdomain/zero/1.0/>) applies to the data made available in this article, unless otherwise stated in a credit line to the data.

geography, health care facilities availability, and patients. Geographical conditions in archipelagic Indonesia have proven to cause disparities between regions. Access to services is a significant obstacle, which has implications for the uneven distribution of health care facilities [6, 7].

From the patient side, although health costs for some people are no longer a problem because of National Health Insurance (NHI), the biggest obstacle is the cost of transportation to reach services [8, 9]. In addition, the Indonesian people still adhere to a solid cultural and kinship system so that it dramatically influences the decision-making to use health services [10]. Meanwhile, there are challenges with human resources issues, the availability of infrastructure and medical equipment, and drugs [4]. The government has developed a program to accelerate service access to overcome these problems, especially in remote, underdeveloped, border, and island areas. Another policy form is releasing the *Nusantara Sehat* (healthy archipelago) program. This program explicitly places health workers in remote, underdeveloped, border, and island areas [11].

Referring to the global commitments contained in the Sustainable Development Goals (SDGs), Indonesia must meet the targets agreed in the SDGs. This issue is related to the 3rd goal in the health sector, namely a healthy and prosperous life associated with Universal Health Coverage (UHC). Various other SDGs goals also listed the achievement of health indicators. It is necessary to have government support and commitment to prepare and provide adequate and sufficient infrastructure and health resources for the entire community so that there is no disparity in health services throughout Indonesia to achieve the SDG's target [12].

Several studies widely documented disparities in health services in studies in various countries. The difference generally refers to the health status and services between populations in an area [13–15]. We can view the gap from multiple dimensions, including social class, economy, age, education, geography, language, gender, persons with disabilities, citizenship, gender, and sexual orientation [16, 17]. The problem is, in Indonesia, even though the lower economic community is the group that most needs health services, access to health services is still concentrated in the upper financial community [18, 19, 42].

Previous studies found that disparities in access to health care facilities can also exist in Iran and China. Some areas have very developed health services but are less advanced [20, 21]. One previous study in Indonesia that analyzed healthcare utilization among children under five found that children living in rural areas and from low-income families tended to choose primary health centers [22]. On the other hand, another study in

Taiwan informed that Universal Health Coverage could minimize psychiatric services inequality in urban and rural areas [23]. Moreover, in Indonesia, NHI positively affects service utilization in all health care facilities, both government and private [24–26].

Based on the explanation of previous studies, several existing disparities in hospital utilization are urban–rural, age, socioeconomic, geography, insurance ownership, language, gender, persons with disabilities, citizenship, gender, and sexual orientation. Based on the research background, the study aims to analyze the urban–rural disparities in hospital utilization in Indonesia. The study included other relevant variables as controls.

## 13 Materials and methods

### Data source

The research employed secondary data from the 2018 Indonesian Basic Health Survey. Meanwhile, the study was a national-scale cross-sectional survey undertaken by the Republic of Indonesia's Ministry of Health. The survey collected data during May–July 2018 through interviews with Household Instruments and Individual Instruments.

The 2018 Indonesian Basic Health Survey population is all households in Indonesia. The survey uses the 2018 National Socio-Economic Survey sample framework, conducted in March 2018. Moreover, the survey visited the target sample of 300,000 households from 30,000 of the 2018 Socio-Economic Survey census blocks (run by the Central Statistics Agency) [27].

The survey uses the PPS (probability proportional to size) method using systematic linear sampling, with Two-Stage Sampling: Stage 1: Implicit stratification of all census blocks resulting from the 2010 Population Census based on welfare strata. The sample survey selected by PPS to be the sampling frame for the selection of census blocks from the master frame of 720,000 Census Blocks from the 2010 Population Census, 180,000 Census Blocks (25%). The survey determined several census blocks with the PPS method in each urban/rural strata per regency/city to produce a Census Block Sample List. The total number of selected Census Blocks is 30,000 Census Blocks. Stage 2: Selecting ten households in each Census Block updated by systematic sampling with the highest implicit stratification of education completed by the Head of the Household to maintain the representation of the diversity value of household characteristics. Individuals sampled in the 2018 Indonesian Basic Health Survey to be interviewed all household members in the selected household [27].

The population in this study was all adults ( $\geq 15$  years old) in Indonesia. The study described 629,370

respondents as a weighted sample based on the sampling methods.

#### Outcome variable

The study used hospital utilization as the outcome variable—adults' access to hospitals, whether outpatient or inpatient, was hospital utilization. The hospital utilization consists of four categories: unutilized, outpatient, inpatient, and outpatient as well as an inpatient. On the other hand, outpatient hospitalizations were restricted to the previous month, whereas the study determined inpatient hospitalizations to the past year. The poll requested respondents to recollect outpatient and inpatient incidents correctly [27].

#### Exposure variable

The analysis employed the type of residence as an exposure variable in the study. The survey classified the type of residence given into two categories: urban and rural. Furthermore, the study used the Indonesian Central Statistics Agency's provisions for urban–rural categorization in the survey.

#### Control variables

The study used seven elements as control variables as part of those variables. The seven criteria were age, gender, marital status, education level, work type, wealth status, and health insurance ownership.

The study determined the age based on the last birthday that the respondent passed. Gender, on the other hand, was divided into two categories in the survey: male and female. The study also classified marital status into three groups: never in a union, married/living with a partner, and divorced/widowed.

The respondent's education is their acknowledgment of their most recent diploma. There are four levels of education in the study: no education, primary, secondary, and higher education. Meanwhile, the work typically consists of six types: no work, civil servant/army/police, private sector, entrepreneur, farmer/fisherman/labor, others.

The survey used the wealth index formula to identify wealth status in the study. The survey calculated the wealth index using a weighted average of a family's total spending. Meanwhile, the survey computed the wealth index using primary household expenditures such as health insurance, food, and lodging, among other things. Furthermore, the poll divided the income index into five categories: the poorest, poorer, middle, richer, and the richest [19]. Moreover, the survey splits health insurance ownership into four types: uninsured, government-run insurance, private-run insurance, and have government-run and private-run insurance.

#### Data analysis

First, the study utilized the Chi-Square test to produce a bivariate comparison for the dichotomous variable. At the same time, the study used the T-test for the continuous variable (age). Furthermore, a collinearity test was utilized in the study to ensure that the independent variables in the final regression model did not have a strong connection. The analysis used a multinomial logistic regression in the study's last point. The study utilized this previous test to investigate the multivariate relationship between all independent variables and hospital utilization in the survey. The research used the IBM SPSS 22 application throughout the statistical analysis phase in the investigation [13].

In contrast, the study used ArcGIS 10.3 (ESRI Inc., Redlands, CA, USA) to map hospital utilization among the elderly in Indonesia by the province in 2018. The Indonesian Bureau of Statistics submitted a shapefile of administrative border polygons for the analysis.

#### Results

The analysis results found that Indonesia's national average hospital utilization in 2018 was outpatient 1.465%, inpatient 3.053%, and patient-inpatient simultaneous 0.934%. Meanwhile, Figure 1 shows the distribution map of hospital utilization by the province in Indonesia in 2018. Figure 1 shows the distribution map of outpatient; Figure 2 shows the distribution map of inpatient; Figure 3 shows the distribution map of outpatient-inpatient simultaneous. The three maps indicate no particular trend pattern spatially; the distribution of hospital utilization proportion looks random.

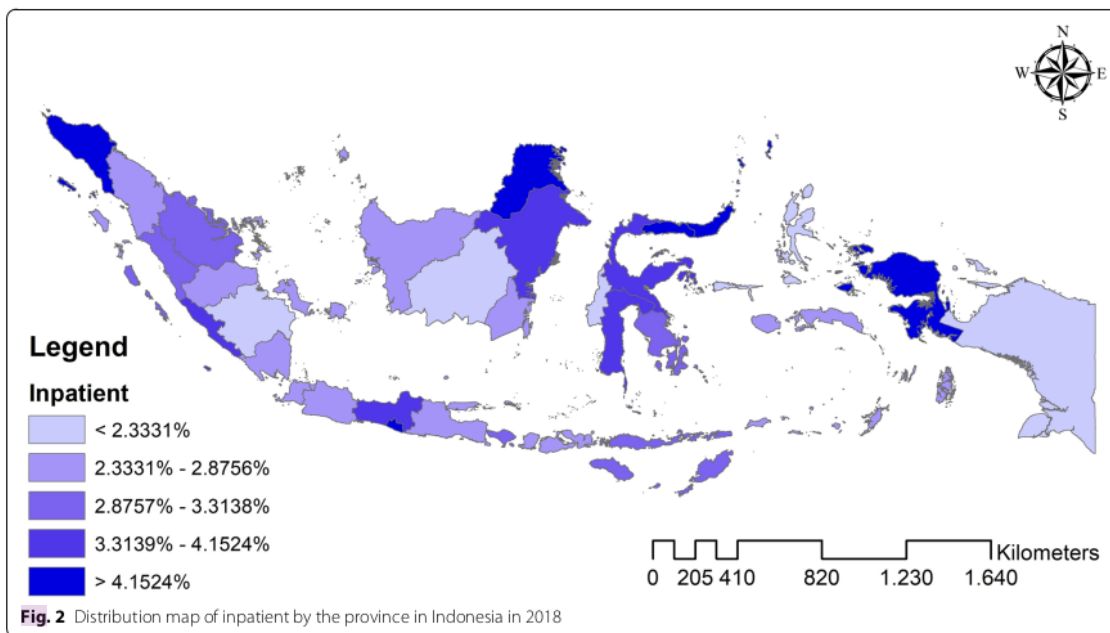
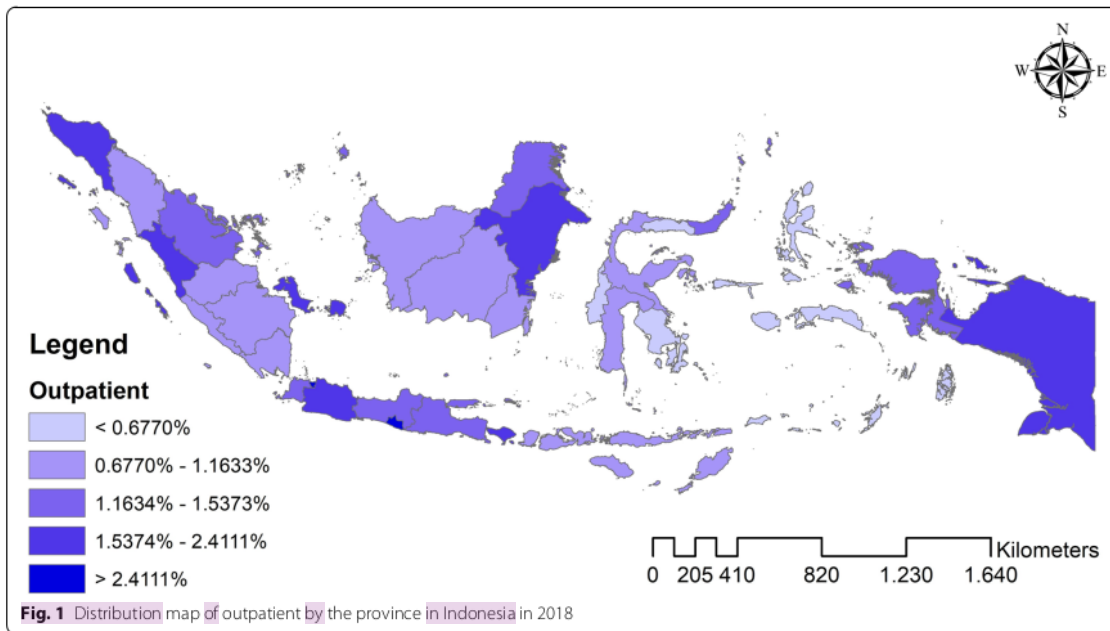
Table 1 shows descriptive statistics of the respondents. Unutilized people are mainly in urban and rural areas based on hospital utilization. Meanwhile, those who live in rural areas have a slightly older average age than those in urban areas. Moreover, based on gender, females lead in both urban and rural areas.

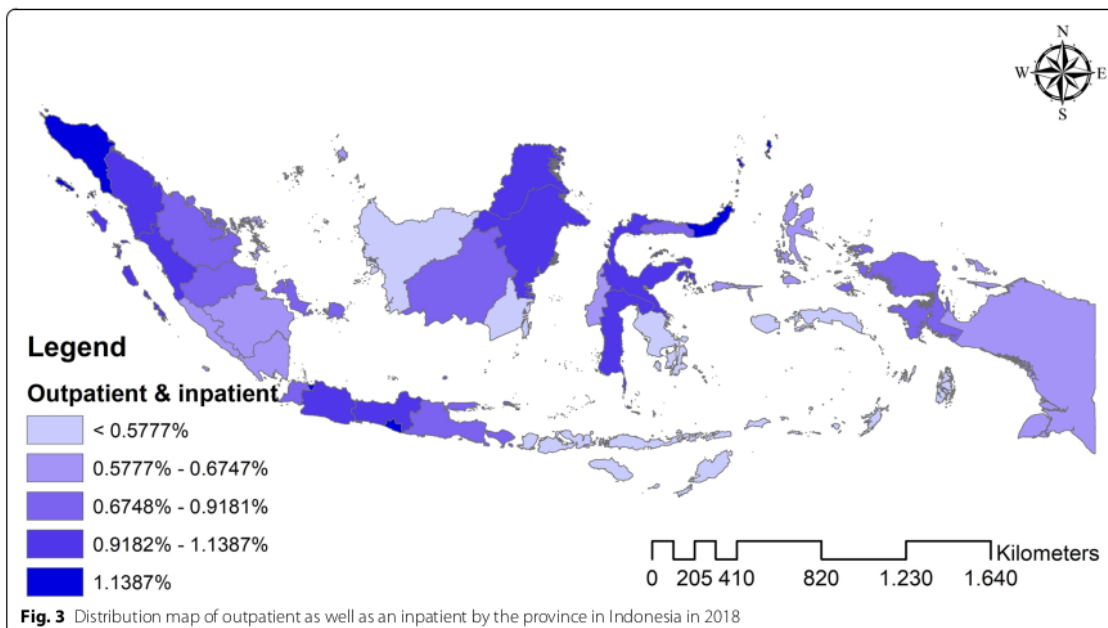
Table 1 shows that those married or living with a partner lead in urban and rural areas. On the other hand, secondary education represents both urban and rural areas. After this, based on work type, those who do not work led in the urban area, and meanwhile, farmer/fisherman/labor led in the rural area.

According to wealth status, the richest held in the urban area. Contrary, the poorest ruled in rural areas. Then, based on health insurance ownership, those who have government-run insurance are in urban and rural areas.

Table 2 shows the results of the collinearity test of hospital utilization in Indonesia. The analysis results







demonstrate no strong association between the independent variables. <sup>12</sup>

Table 2 demonstrates that the tolerance value for all variables is more significant than 0.10. For all factors, the variance inflation factor (VIF) value is less than 10.00. The study then noted that the regression model exhibited no signs of multicollinearity, indicating the test's decision-making foundation. <sup>5</sup>

Table 3 shows the result of multinomial logistic regression of hospital utilization in Indonesia. The analysis in this final stage uses 'hospital unutilized' as a reference.

Table 3 indicates an apparent disparity between the adults based on the type of residence in Indonesia. Someone who lives in an urban area has 1.493 times higher odds than someone in a rural area to utilize outpatient service at the hospital (AOR 1.493; 95% CI 1.489–1.498). Meanwhile, someone who lives in an urban area has 1.075 times higher odds than someone in a rural area to utilize the inpatient facility hospital (AOR 1.075; 95% CI 1.073–1.077). Moreover, someone who lives in an urban area has 1.208 times higher odds than those who live in a rural area to utilize at the same time outpatient and inpatient services at the hospital (AOR 1.208; 95% CI 1.204–1.212).

This analysis indicates that disparities still exist based on the type of residence in Indonesia. Those who live in urban areas have better chances than those who live in

rural areas, both in outpatient, inpatient, and both services at the hospital in Indonesia.

In addition to the type of residence, the study found seven control variables to have a significant relationship with hospital utilization. First, the study found age to have a substantial connection with hospital utilization in outpatient, inpatient, and outpatient and inpatient at the same time.

Second, based on gender. Males have a lower odds than females of utilizing outpatient and inpatient services in hospitals. On the other hand, males have a higher odds of using outpatient and inpatient services simultaneously than females.

Third, regarding marital status. Someone who was never in a union has better odds than someone who is divorced/widowed to take advantage of outpatient services but has a lower odds of using other hospital services. On the other side, someone who is married or living with a partner has a higher odds than someone who is divorced/widowed to take advantage of all services at the hospital.

Fourth, according to education level. The analysis results indicate that the better the education level, the better the utilization of services at the hospital. This situation applies to all services in the hospital. Fifth, based on work type, those with all work types have a lower odds than those with other work types to take advantage of hospital services, except for someone who does not

**Table 1** Descriptive statistic of respondents (n = 629,370)

Elderly Characteristics	Type of Residence		p-value
	Urban (n = 271,814)	Rural (n = 357,556)	
<b>Hospital utilization</b>			<0.001
Unutilized	93.5%	95.8%	
Outpatient	1.9%	0.9%	
Inpatient	3.4%	2.6%	
Outpatient and inpatient simultaneous	1.1%	0.7%	
<b>Age (mean)</b>	(38.89)	(39.9)	<0.001
<b>Gender</b>			
Male	49.8%	49.8%	
Female	50.2%	50.2%	
<b>Marital status</b>			<0.001
Never in union	25.3%	20.1%	
Married/Living with a partner	66.5%	71.4%	
Divorced/Widowed	8.2%	8.5%	
<b>Education level</b>			<0.001
No education	3.7%	8.3%	
Primary	48.6%	68.8%	
Secondary	36.0%	18.7%	
Higher	11.7%	4.2%	
<b>Work type</b>			<0.001
No work	39.8%	34.7%	
Civil servant/army/police	3.8%	1.8%	
Private sector	14.6%	4.6%	
Entrepreneur	17.3%	10.6%	
Farmer/fisherman/labor	18.7%	43.0%	
Others	5.8%	5.2%	
<b>Wealth status</b>			<0.001
Poorest	12.2%	23.5%	
Poorer	16.0%	21.6%	
Middle	18.1%	20.8%	
Richer	19.9%	21.5%	
Richest	33.8%	12.7%	
<b>Health Insurance</b>			<0.001
Uninsured	29.1%	37.1%	
Government-run insurance	64.5%	61.3%	
Private-run insurance	4.9%	1.2%	
Government-run and Private-run insurance	1.6%	0.4%	

work. The study found that those who do not work have a higher odds of using hospital services, both outpatient, inpatient, and outpatient-inpatient, at the same time.

Sixth, the results of the study found that the better the wealth status, the higher the odds of someone using all services in hospitals in Indonesia. Seventh, according to health insurance ownership. Those who have any health insurance have a better odds of taking advantage of the hospital than those who are uninsured. Based on the type

of health insurance, the best hospital utilization is those who have both government-run and private-run insurance, then those who have private-run insurance, and finally those who have government-run insurance.

**Discussion**

As in most developing countries, urban growth in Indonesia is more advanced than in rural development. As a result, metropolitan regions are particularly appealing

**Table 2** Results for the collinearity test of hospital utilization in Indonesia in 2018 (n = 629,370)

Variables	Collinearity Statistics	
	Tolerance	VIF
Type of residence	0.889	1.125
Age	0.552	1.813
Gender	0.828	1.208
Marital status	0.544	1.837
Education level	0.794	1.260
Work type	0.827	1.209
Wealth status	0.851	1.175
Health Insurance	0.959	1.042

<sup>9</sup> Dependent Variable: Hospital utilization

to job searchers. Moreover, job seekers, primarily young people, flock to the city searching for work. As a result, the urban population has a younger age than the rural population. The migration of job searchers from rural to urban areas resulted in a higher proportion of unemployed people than in rural areas [18, 28].

The measurements suggest that most rural people work as farmers, confirming Indonesia's image as an agricultural country. However, because most rural villages still have relatively low levels of education, particularly primary school, the socioeconomics of rural communities are not very favorable. The majority of rural residents are in quintile one or are extremely poor. The condition is the polar opposite of the city's socioeconomic picture. The increased diversity of labor improves the socioeconomics of urban societies [29, 30].

**Table 3** The result of multinomial logistic regression of hospital utilization in Indonesia in 2018 (n = 629,370)

Predictor	Outpatient			Inpatient			Outpatient and inpatient simultaneous		
	AOR	95% CI		AOR	95% CI		AOR	95% CI	
		LB	UB		LB	UB		LB	UB
Residence: Urban	*1.493	1.489	1.498	*1.075	1.073	1.077	*1.208	1.204	1.212
Residence: Rural	-	-	-	-	-	-	-	-	-
Age	*1.046	1.046	1.046	*1.004	1.004	1.004	*1.041	1.040	1.041
Gender: Male	*0.926	0.923	0.929	*0.674	0.673	0.675	*1.115	1.111	1.119
Gender: Female	-	-	-	-	-	-	-	-	-
Marital: Never in union	*1.462	1.453	1.471	*0.487	0.485	0.490	*0.980	0.972	0.988
Marital: Married/Living with partner	*1.268	1.264	1.273	*1.221	1.217	1.225	*1.415	1.408	1.422
Marital: Divorced/Widowed	-	-	-	-	-	-	-	-	-
Education: No Education	*0.505	0.502	0.509	*0.802	0.798	0.806	*0.922	0.914	0.930
Education: Primary	*0.864	0.860	0.868	*0.824	0.822	0.827	*1.220	1.212	1.227
Education: Secondary	*0.966	0.962	0.970	*0.892	0.890	0.895	*1.113	1.106	1.119
Education: Higher	-	-	-	-	-	-	-	-	-
Work: no work	*1.195	1.189	1.201	*1.124	1.120	1.128	*1.704	1.693	1.715
Work: civil servant/army/police	*0.907	0.901	0.914	*0.672	0.668	0.675	*0.833	0.825	0.841
Work: private sector	*0.763	0.758	0.768	*0.746	0.743	0.749	*0.696	0.690	0.702
Work: entrepreneur	*0.842	0.837	0.847	*0.749	0.746	0.752	*0.903	0.896	0.910
Work: farmer/fisherman/labor	*0.668	0.664	0.672	*0.659	0.657	0.662	*0.736	0.731	0.742
Work: others	-	-	-	-	-	-	-	-	-
Wealth: Poorest	*0.388	0.387	0.390	*0.489	0.488	0.491	*0.253	0.251	0.254
Wealth: Poorer	*0.447	0.445	0.449	*0.597	0.595	0.599	*0.389	0.387	0.391
Wealth: Middle	*0.586	0.584	0.588	*0.688	0.686	0.689	*0.500	0.498	0.503
Wealth: Richer	*0.689	0.687	0.691	*0.823	0.821	0.825	*0.658	0.655	0.661
Wealth: Richest	-	-	-	-	-	-	-	-	-
Insurance: Uninsured	*0.168	0.167	0.170	*0.231	0.230	0.233	*0.125	0.123	0.126
Insurance: Government-run	*0.452	0.448	0.455	*0.638	0.634	0.642	*0.543	0.538	0.549
Insurance: Private-run	*0.540	0.535	0.544	*0.598	0.594	0.602	*0.581	0.575	0.588
Insurance: Government-run & Private-run	-	-	-	-	-	-	-	-	-

<sup>27</sup> \*p < 0.010; \*\* p < 0.001, AOR Adjusted Odds Ratio, CI confidence interval, LB lower bound, UB upper bound



The study results found that there was still a disparity in hospital utilization based on the type of residence. This condition is related to better health care facilities in urban areas, especially hospitals as referral service facilities [18, 31]. Several previous studies often found that urban areas have better health services. According to the WHO, gender, education, occupation, income, ethnicity, and place of residence are all factors that influence access to health care [32–34].

The study found age to have a significant relationship with hospital utilization in outpatient, inpatient, and outpatient and inpatient simultaneously at the same time. It means that age has a connection with hospital utilization. Age is one of the factors that affect biological organs. Moreover, increasing age accumulates various molecular and cellular damage [35]. Aging is a driving factor for neurodegenerative diseases, cardiovascular diseases, cancer, immune system disorders, musculoskeletal disorders, impaired cognition, mood, and performance [36, 37]. The condition of adults and the aging process causes the utilization of health facilities to increase both in outpatient and inpatient hospitals. Children are different from adults children have a susceptibility to illness. The study in Burkina Faso found that mothers in rural areas often fail to receive care at health facilities for their children due to the sporadic nature of seeking treatment [38]. The findings in this study strengthen the results of the investigation.

Gender was related to hospital utilization. Men are less likely than women to use outpatient and inpatient services. Although on the other hand, men have a higher probability of using outpatient and inpatient services simultaneously than women. A study in India found that almost two-thirds of non-maternity expenditures are for men [39]. Studies in Pakistan mention the dependence of women on male members to get vaccinated and patriarchal decisions to obtain health services [40]. The disparity in hospital utilization occurs because some households allocate more resources to men's health than women's. Social service subsidies programs can increase women's utilization but fail to address gender inequality [39]. A study in the Republic of Serbia stated that women were significantly more likely to use primary health care compared to men. However, the frequency of hospitalization was significantly higher in males than females [41]. This finding indicates that there is still a gender disparity in hospital utilization, both outpatient and inpatient.

On the other hand, the study results indicate that marital status is related to hospital utilization. Someone who is married or living with a partner has a higher odds than someone who is divorced/widowed to take advantage of all the services in the hospital. These results support previous studies showing that married patients have

multiple health care utilization at the primary and secondary health care levels [42]. In line with these results, studies in the United States and Puerto Rico reported that married women had a higher tendency to make outpatient visits [43]. Meanwhile, a study in Indonesia stated that divorced, single, and widowed hospitals had better hospital utilization than married [44]. In addition, those who are single and widowed have a higher hospital stay than married [45]. Marital status forms a favorable bond. Marital status also increases the stage of family development [46]. The story of the family stage raises the need to take advantage of health facilities—utilization of these health facilities in general increases along with changes due to marriage.

Based on the level of education, the better the level of education, the better the utilization of hospital services. Education is often associated with knowledge and health awareness [47]. The higher the health knowledge, the higher the attention to hospital services. Studies on rural women in Bangladesh prove that those with higher formal education are more aware of utilizing women's health services [47]. The results of previous studies reported that the utilization rate of rural community health services was low. The utilization of health services varies by education level, which means the level of education has a positive and significant influence on health services [48]. A study in Congo that examined maternal education levels also found that better education was associated with higher utilization of antenatal care [49]. In line with the survey, a previous study reported that primary education had a lower probability of visiting the hospital than secondary and higher education. On the other hand, those with low education have a more extended stay in hospital than those with higher education [50].

The study results found that type of work was related to hospital utilization. Similar to previous studies, it reported that someone who works has a higher odds than someone who does not work to take advantage of hospital services [44, 51]. Work is related to income and purchasing power, and people who have jobs have sources of revenue, and the existence of payment makes it easier for someone to take advantage of the health services needed [52].

Based on wealth status, the results of the study found that the better the wealth status, the higher the probability of utilizing all hospital services in Indonesia. This study also strengthens the previous finding that the better the level of income/socioeconomic status, the better the utilization of hospital services [19, 53]. Studies in Afghanistan also report that poor women have lower overall institutional delivery rates in public and private facilities [54]. Wealth status significantly contributes to antenatal care utilization in Indonesia and the

Philippines [55]. A study in the Philippines reported that increasing health insurance ownership was accompanied by a decrease in inequality in health service utilization [56]. Reflections on the elderly in Vietnam corroborate the finding that a sufficient income is a strong predictor of public health facilities [57]. Maternal health services in Ethiopia are low and uneven and favor more affluent women [58].

Those who have health insurance of all kinds have better odds of taking advantage of the hospital than those who do not have insurance. These results support research on Asian immigrant women. Women who have health insurance are more likely to visit primary care providers and women-only health care providers. Korean women are more likely to see traditional eastern medicine providers than Chinese women [59]. The study in Northern Ghana also found that insurance holdings had an increased chance of taking advantage of both; inpatient and outpatient health services. They reported a history of injury, poor or impoverished health status, and chronic illness [60].

On the other hand, previous studies have found the opposite; the urban poor with insurance are less likely to use hospital services than those without insurance [44]. A study in three Indian states, namely Gujarat, Haryana, and Uttar Pradesh, found no significant relationship between the utilization of inpatient services for those who had insurance and those who did not have insurance [61]. In line with this finding, a study in Vietnam also stated that having health insurance was not a significant predictor of using health facilities [57].

#### Strength and limitation

This study analyzes extensive data to depict information on a national scale. On the other hand, the study analyzes secondary data; therefore, the study limits the variables investigated to acceptable variables. Other variables associated with hospital utilization identified in earlier studies cannot be explored, including travel time, travel cost to the hospital, and the type of disease [44, 51, 62]. Furthermore, the study's limitations prevent it from examining the potential that rural residents are healthier and don't require hospital care, as evidenced by a prior study that looked at self-reported health (SRH) [63].

#### Conclusion

Based on the results, the study concluded that there were urban-rural disparities in hospital utilization in Indonesia. Those who live in urban areas have better odds of using hospitals in Indonesia.

#### Abbreviations

NHI: National Health Insurance; UHC: Universal Health Coverage; SDGs: Sustainable Development Goals; PPS: Probability proportional to size; VIF: Variance inflation factor; AOR: Adjusted odds ratio; CI: Confidence interval; LB: Lower bound; UB: Upper bound.

#### Acknowledgements

The author would like to thank the National Institute of Health Research and Development, which has agreed to analyze this article's 2018 Indonesian Basic Health Survey data.

#### Authors' contributions

RDW developed the proposal and analyzed-interpreted the patient data. ADL was a significant contributor in conducting the study, interpreting the data, and writing the manuscript. ZKN, NR, and Z are substantial contributors in conducting the research and writing the manuscript. All authors read and approved the final manuscript.

#### Funding

Not applicable.

#### Availability of data and materials

The data that support the findings of this study are available from the National Institute of Health Research and Development of Indonesia Ministry of Health, but restrictions apply to the availability of these data, which were used under license for the current study, so are not publicly available. However, data are available from the authors upon reasonable request and with permission of the National Institute of Health Research and Development of Indonesia Ministry of Health via the web page <http://www.litbang.kemkes.go.id/jasa-permintaan-data-riset>.

#### 35

#### Declarations

#### Ethics approval and consent to participate

The 2018 Indonesian Basic Health Survey obtained ethical approval from the National Institute of Health Research and Development ref. Number LB.02.01/2/KE.02/31/18. The survey deleted all respondent's identities from the dataset. The written informed consent was obtained during survey from all the participants and guardians. The author received permission to use data for this study through the website: <http://www.litbang.kemkes.go.id/laya/16/permintaan-data-riset/>. The authors perform all methods following the relevant guidelines and regulations.

#### Consent for publication

Not applicable.

#### Competing interests

The authors declare that they have no competing interests.

#### Author details

<sup>1</sup>Faculty of Public Health, Universitas Airlangga, Surabaya, Indonesia. <sup>2</sup>The Airlangga Centre for Health Policy (ACeHAP), Surabaya, Indonesia. <sup>3</sup>National Research and Innovation Agency, Republic of Indonesia, Jakarta, Indonesia. <sup>4</sup>Faculty of Health Science, Muhammadiyah University of Jember, East Java, Indonesia. <sup>5</sup>Faculty of Psychology and Health, UIN Sunan Ampel, Surabaya, Indonesia.

Received: 28 November 2021 Accepted: 31 March 2022

Published online: 12 April 2022

#### References

- Manyazewal T. Using the World Health Organization health system building blocks through survey of healthcare professionals to determine the performance of public healthcare facilities. *Arch Public Heal.* 2017;75(1):50.
- Kamau KJ, Osuga BO, Njuguna RS. Challenges Facing Implementation Of Referral System For Quality Health Care Services In Kiambu County, Kenya. *Heal Res Policy Syst.* 2017;4(1):48.

3. The Republik of Indonesia. Law Number 36 Year 2009 concerning Health [Internet]. Indonesia: Kementerian Kesehatan RI; 2009. p. 1–111 ([https://infeksiemerging.kemkes.go.id/download/UU\\_36\\_2009\\_Kesehatan.pdf](https://infeksiemerging.kemkes.go.id/download/UU_36_2009_Kesehatan.pdf)).
4. Ministry of National Development Planning/National Development Planning Agency. Strengthening the Health Service System (Penguatan Sistem Pelayanan Kesehatan) [Internet]. Jakarta; 2019. Available from: [https://www.bappenas.go.id/files/5715/9339/2399/FA\\_Preview\\_HSR\\_Book09.pdf](https://www.bappenas.go.id/files/5715/9339/2399/FA_Preview_HSR_Book09.pdf)
5. Directorate of Referral Health Services, Ministry of Health of the Republic of Indonesia. Preparation of Referral Health Service Facilities in the National Health Insurance (Penyiapan Fasilitas Pelayanan Kesehatan Rujukan dalam Jaminan Kesehatan Nasional). Jakarta: Ministry of Health of the Republic of Indonesia; 2017.
6. Laksono AD, Wulandari RD, Soedirham O. Regional Disparities of Health Center Utilization in Rural Indonesia. *Malaysian J Public Heal Med*. 2019;19(1):158–66.
7. Laksono AD, Rukmini R, Wulandari RD. Regional disparities in antenatal care utilization in Indonesia. *PLoS One*. 2020;15(2):e0224006.
8. Ross R, Koseki S, Dutta A, Soewondo P, Nugrahani Y. Results of a Survey of Private Hospitals in the Era of Indonesia's Jaminan Kesehatan Nasional: Impact of Contracting with National Health Insurance on Services, Capacity, Revenues, and Expenditure [Internet]. Washinton DC. and Jakarta; 2018. Available from: <http://www.tnp2k.go.id/download/305284>. Results of a Survey of Private Hospitals in Indonesia.pdf
9. Parikh-Patel A, Morris CR, Kizer KW. Disparities in quality of cancer care: The role of health insurance and population demographics. *Med (United States)*. 2017;96(50):e9125.
10. Knibb-Lamouche J. Culture as a social determinant of health. In: *Leveraging Culture to Address Health Inequalities: Examples from Native Communities: Workshop Summary* [Internet]. Washington DC: National Academies Press; 2013. p. 1 (<https://www.ncbi.nlm.nih.gov/books/NBK201298/>).
11. Suharmati, Laksono AD, Astuti WD. Policy Review on Health Services in Primary Health Center in the Border and Remote Area (Review Kebijakan tentang Pelayanan Kesehatan Puskesmas di Daerah Terpencil Perbatasan). *Bull Heal Syst Res*. 2013;16(2):109–16.
12. Hoelman MB, Parhusip BTP, Eko S, Bahagijo S, Santono H. Sustainable Development Goals-SDGs: Guidelines for Local Governments (City and District) and Regional Stakeholders [Internet]. Jakarta: International NGO Forum on Indonesian Development (INFID); 2016. Available from: <https://www.infid.org/wp-content/uploads/2018/07/Buku-Panduan-SDGs-untuk-Pemda.pdf>
13. Ndugga N, Artiga S. Disparities in Health and Health Care: 5 Key Questions and Answers [Internet]. Washington, DC; 2021 [cited 2021 Oct 7]. p. 1. Available from: <https://www.kff.org/racial-equity-and-health-policy/issue-brief/disparities-in-health-and-health-care-5-key-question-and-answers/>
14. Sanogo NA, Yaya S. Wealth Status, Health Insurance, and Maternal Health Care Utilization in Africa: Evidence from Gabon. *Biomed Res Int*. 2020;2020(2020):4036830.
15. Laksono AD, Wulandari RD. Regional disparities of facility-based childbirth in Indonesia. *Trends Sci*. 2021;18(21):387.
16. Braveman P. What Are Health Disparities and Health Equity? We Need to Be Clear. *Public Health Rep*. 2014;129(Supplement 2):1–8.
17. Laksono AD, Wulandari RD. The Barrier to Maternity Care in Rural Indonesia. *J Public Heal*. 2022;30(1):135–40.
18. Johar M, Soewondo P, PujiSubekti R, Satrio HKHK, Adji A. Inequality in access to health care, health insurance and the role of supply factors. *Soc Sci Med*. 2018;213:134–45.
19. Wulandari RD, Qomarrudin MB, Supriyanto S, Laksono AD. Socioeconomic Disparities in Hospital Utilization among Elderly People in Indonesia. *Indian J Public Heal Res Dev*. 2019;10(11):1800–4.
20. Emamgholipour Sefidhashti S, Kazemi Karyani A, Ghazanfari S. The disparity in geographical accessibility to healthcare resources in Iran: the comparison of two cross-section. *Int J Hum Rights Healthc*. 2016;9(2):86–94.
21. Li J, Shi L, Liang H, Ding G, Xu L. Urban-rural disparities in health care utilization among Chinese adults from 1993 to 2011. *BMC Health Serv Res*. 2018;18(102):1–9.
22. Nantabah ZK, Auliyati Z, Laksono AD, Agustina ZA, Laksono AD, Auliyati Z, et al. Overview of Health Services Access for Toddlers in Indonesia. *Bull Heal Syst Res*. 2019;22(1):54–61.
23. Chiang C-L, Chen P-C, Huang L-Y, Kuo P-H, Tung Y-C, Liu C-C, et al. Impact of universal health coverage on urban-rural inequity in psychiatric service utilisation for patients with first admission for psychosis: A 10-year nationwide population-based study in Taiwan. *BMJ Open*. 2016;6(3):e010802.
24. Laksono AD, Wulandari RD, Rukmini R. The determinant of healthcare childbirth among young people in Indonesia. *J Public health Res*. 2021;10(1):28–34.
25. Andayani Q, Koesbardiati T, Prahastuti AD, Masruroh M, Laksono AD. The Barrier to Access Health Insurance for Maternity Care: Case Study of Female Workers in Indonesia. *Medico-Legal Updat*. 2021;21(2):926–32.
26. Laksono AD, Wulandari RD, Matahari R. The determinant of health insurance ownership among pregnant women in Indonesia. *BMC Public Health*. 2021;21(1):1538.
27. National Institute of Health Research and Development of the Ministry of Health of the Republic of Indonesia. The 2018 Indonesian Basic Health Survey [Internet]. Jakarta; 2018 [cited 2021 Oct 7]. p. 99. Available from: [http://labdata.litbang.kemkes.go.id/images/download/laporan/RKD/2018/Laporan\\_Nasional\\_RKD2018\\_FINAL.pdf](http://labdata.litbang.kemkes.go.id/images/download/laporan/RKD/2018/Laporan_Nasional_RKD2018_FINAL.pdf)
28. Seran AA, Antaria MD, Haksama S, Setijanigrum E, Laksono AD, Prahastuti Sujo AD. Disparities of the use of hormonal and non-hormonal contraceptive drugs in urban and rural areas in Indonesia and the world. *Syst Rev Pharm*. 2020;11(9):66–73.
29. Wulandari RD, Laksono AD. Urban-Rural Disparity: The Utilization of Primary Health Care Center Among Elderly in East Java. *Indonesia J Adm Kesehat Indones*. 2019;7(2):147–54.
30. Ipa M, Laksono AD, Astuti EP, Prasetyowati H, Hakim L. Predictors of Malaria Incidence in Rural Eastern Indonesia. *Indian J Forensic Med Toxicol*. 2020;14(4):2994–3000.
31. Laksono AD, Wulandari RD, Soedirham O. Urban and Rural Disparities in Hospital Utilization among Indonesian Adults. *Iran J Public Health*. 2019;48(2):247–55.
32. Commission on Social Determinants of Health WHO. Closing the Gap in a Generation: Health Equity through Action on the Social Determinants of Health. Geneva: World Health Organization; 2008. Available from: [https://www.who.int/social\\_determinants/thecommission/finalreport/en/](https://www.who.int/social_determinants/thecommission/finalreport/en/).
33. Seran AA, Laksono AD, Sujo AD, Masruroh, Ibrahim I, Marasabessy NB, et al. Does Contraception Used Better In Urban Areas?: An Analysis of The 2017 IDHS (Indonesia Demographic And Health Survey). *Syst Rev Pharm*. 2020;11(11):1892–7.
34. Mahmudiono T, Laksono AD. Disparity in the hospitals utilization among regions in Indonesia. *Open Access Maced J Med Sci*. 2021;9:1461–6.
35. Jaul E, Barron J. Age-Related Diseases and Clinical and Public Health Implications for the 85 Years Old and Over Population. *Front Public Heal*. 2017;5(December):1–7.
36. Li Z, Zhang Z, Ren Y, Wang Y, Fang J, Yue H, et al. Aging and age-related diseases: from mechanisms to therapeutic strategies. *Biogerontology*. 2021;22(2):165–87.
37. Kehler DS. Age-related disease burden as a measure of population ageing. *Lancet Public Heal*. 2019;4(3):e123–4.
38. Østergaard LR, Bjertrup PJ, Samuelsen H. "Children get sick all the time": A qualitative study of socio-cultural and health system factors contributing to recurrent child illnesses in rural Burkina Faso. *BMC Public Health*. 2016;16(1):1–9.
39. Dupas P, Jain R. Women Left Behind: Gender Disparities in Utilization of Government Health Insurance in India. NBER Work Pap. Stanford: Stanford University; 2021. p. 1–54. Available from: [https://web.stanford.edu/~pdupas/DupasJain\\_WomenLeftBehind\\_BSBY.pdf](https://web.stanford.edu/~pdupas/DupasJain_WomenLeftBehind_BSBY.pdf).
40. Khan MD. Toward creating equity in access to COVID-19 vaccination for female population in Multan, Punjab, Pakistan. *Health Care Women Int*. 2021;22(2):1–10.
41. Gajovic G, Janicijevic K, Andric D, Djurovic O, Radevic S. Gender Differences in Health Care Utilization Among the Elderly. *Serbian J Exp Clin Res*. 2019;0(0):1–9.
42. Bjørnelv GMW, Edwin B, Fretland ÅA, Deb P, Aas E. Till death do us part: The effect of marital status on health care utilization and costs at end-of-life. A register study on all colorectal cancer decedents in Norway between 2009 and 2013. *BMC Health Serv Res*. 2020;20(115):1–13.
43. Pandey KR, Yang F, Cagney KA, Smieliauskas F, Meltzer DO, Ruhne GW. The impact of marital status on health care utilization among Medicare beneficiaries. *Medicine (Baltimore)*. 2019;98(12-p e14871):1–8.



44. Laksono AD, Wulandari RD, Efendi F. Determinants of hospital utilisation among urban poor societies in Indonesia. *Int J Innov Creat Chang*. 2020;12(9):375–87.
45. Konda SR, Gonzalez LJ, Johnson JR, Friedlander S, Egol KA. Marriage Status Predicts Hospital Outcomes Following Orthopedic Trauma. *Geriatr Orthop Surg Rehabil*. 2020;11:1–5.
46. Megatsari H, Laksono AD, Herwanto YT, Sarweni KP, Geno RAP, Nugraheni E, et al. Does husband/partner matter in reduce women's risk of worries?: Study of psychosocial burden of covid-19 in Indonesia. *Indian J Forensic Med Toxicol*. 2021;15(1):1101–6.
47. Yaya S, Bishwajit G, Ekholuenetale M, Shah V. Awareness and utilization of community clinic services among women in rural areas in Bangladesh: A cross-sectional study. *PLoS ONE*. 2017;12(10):1–10.
48. Agyemang S, Asibey BO. Effect Of Education On Health Care Utilization In Rural Ghana: The Case Of Selected Communities In The Bekwai Municipality. *KNUST J Geogr Dev*. 2018;2(1):14–27.
49. Wang H, Frasco E, Takesue R, Tang K. Maternal education level and maternal healthcare utilization in the Democratic Republic of the Congo: an analysis of the multiple indicator cluster survey 2017/18. *BMC Health Serv Res*. 2021;21(850):1–13.
50. Schulz M. The intertwined relationship between patient education, hospital waiting times and hospital utilization. *Heal Serv Manag Res*. 2017;30(4):213–8.
51. Laksono AD, Wulandari RD. Predictors of hospital utilization among papuans in Indonesia. *Indian J Forensic Med Toxicol*. 2020;14(2):2319–24.
52. Denny HM, Laksono AD, Matahari R, Kurniawan B. The Determinants of Four or More Antenatal Care Visits Among Working Women in Indonesia. *Asia-Pacific J Public Heal*. 2022;34(1):51–6.
53. Yunus NM, Abd Manaf NH, Omar A, Juhdi N, Omar MA, Salleh M. Determinants of healthcare utilisation among the elderly in Malaysia. *Institutions Econ*. 2017;9(3):117–42.
54. Kim C, Saeed KMA, Salehi AS, Zeng W. An equity analysis of utilization of health services in Afghanistan using a national household survey. *BMC Public Health*. 2016;16(1):1–11.
55. Wulandari RD, Laksono AD, Rohmah N. Urban-rural disparities of antenatal care in South East Asia: a case study in the Philippines and Indonesia. *BMC Public Health*. 2021;21(1):1221.
56. Siongco KL, Nakamura K, Seino K. Reduction in inequalities in health insurance coverage and healthcare utilization among older adults in the Philippines after mandatory national health insurance coverage: Trend analysis for 2003–2017. *Environ Health Prev Med*. 2020;25(1):1–13.
57. Nguyen TA, Giang LT. Factors Influencing the Vietnamese Older Persons in Choosing Healthcare Facilities. *Heal Serv Insights*. 2021;14:1–14.
58. Wuneh AD, Medhanyie AA, Bezabih AM, Persson LA, Schellenberg J, Okwaraj YB. Wealth-based equity in maternal, neonatal, and child health services utilization: A cross-sectional study from Ethiopia. *Int J Equity Health*. 2019;18(201):1–9.
59. Seo JY, Chao Y-Y, Yeung KM, Strauss SM. Factors Influencing Health Service Utilization Among Asian Immigrant Nail Salon Workers in the Greater New York City Area. *J Community Health*. 2019;44:1–11.
60. Dalinjong PA, Welaga P, Akazili J, Kwarteng A, Bangha M, Oduro A, et al. The association between health insurance status and utilization of health services in rural Northern Ghana: Evidence from the introduction of the National Health Insurance Scheme. *J Heal Popul Nutr*. 2017;36(42):1–10.
61. Prinja S, Bahuguna P, Gupta I, Chowdhury S, Trivedi M. Role of insurance in determining utilization of healthcare and financial risk protection in India. *PLoS ONE*. 2019;14(2):1–16.
62. Wei Y, Yu H, Geng J, Wu B, Guo Z, He L, et al. Hospital efficiency and utilization of high-technology medical equipment: A panel data analysis. *Heal Policy Technol*. 2018;7(1):65–72.
63. Wu S, Wang R, Zhao Y, Ma X, Wu M, Yan X, et al. The relationship between self-rated health and objective health status: a population-based study. *BMC Public Health*. 2013;13:320.

### Publisher's Note

Springer Nature remains neutral with regard to jurisdictional claims in published maps and institutional affiliations.

### Ready to submit your research? Choose BMC and benefit from:

- fast, convenient online submission
- **46%** high peer review by experienced researchers in your field
- **rapid publication on acceptance**
- support for research data, including large and complex data types
- gold Open Access which fosters wider collaboration and increased citations
- maximum visibility for your research: over 100M website views per year

At BMC, research is always in progress.

Learn more [biomedcentral.com/submissions](https://biomedcentral.com/submissions)



# Hospital utilization in Indonesia in 2018: do urban-rural disparities exist?

## ORIGINALITY REPORT

19%

SIMILARITY INDEX

16%

INTERNET SOURCES

14%

PUBLICATIONS

7%

STUDENT PAPERS

## PRIMARY SOURCES

1 Submitted to Anglia Ruskin University 3%  
Student Paper

2 ouci.dntb.gov.ua 1%  
Internet Source

3 Mohamed Boie Jalloh, Abdulai Jawo Bah, Peter Bai James, Steven Sevalie, Katrina Hann, Amir Shmueli. "Impact of the free healthcare initiative on wealth-related inequity in the utilization of maternal & child health services in Sierra Leone", BMC Health Services Research, 2019 1%  
Publication

4 Tatyana A. Bergen, Ilya A. Soynov, Nina D. Anfinogenova, Wladimir Yu. Ussov et al. "Magnetic resonance imaging in assessment of neurological complications after aortic arch reconstruction in neonates", Research Square Platform LLC, 2022 1%  
Publication



5	Internet Source	1 %
6	Submitted to Universitas Airlangga Student Paper	1 %
7	oamjms.eu Internet Source	1 %
8	www.medicopublication.com Internet Source	1 %
9	journals.plos.org Internet Source	1 %
10	Hario Megatsari, Agung Dwi Laksono, Mursyidul Ibad, Yeni Tri Herwanto et al. "The community psychosocial burden during the COVID-19 pandemic in Indonesia", Heliyon, 2020 Publication	<1 %
11	medicopublication.com Internet Source	<1 %
12	Submitted to Dewan Perwakilan Rakyat Student Paper	<1 %
13	mdpi-res.com Internet Source	<1 %
14	www.ijcm.org.in Internet Source	<1 %

15	Anne Booth. "Counting The Poor in Indonesia", Bulletin of Indonesian Economic Studies, 2006 Publication	<1 %
16	<a href="http://bmcpulmed.biomedcentral.com">bmcpulmed.biomedcentral.com</a> Internet Source	<1 %
17	<a href="http://nrl.northumbria.ac.uk">nrl.northumbria.ac.uk</a> Internet Source	<1 %
18	<a href="http://scindeks-bic.ceon.rs">scindeks-bic.ceon.rs</a> Internet Source	<1 %
19	<a href="http://ijop.net">ijop.net</a> Internet Source	<1 %
20	<a href="http://repository.unair.ac.id">repository.unair.ac.id</a> Internet Source	<1 %
21	<a href="http://repository.unimus.ac.id">repository.unimus.ac.id</a> Internet Source	<1 %
22	Jin Young Seo, Shiela M. Strauss. "Association of Cancer History and Health Care Utilization Among Female Immigrants Using NHANES 2007–2016 Data", Journal of Immigrant and Minority Health, 2020 Publication	<1 %
23	<a href="http://www.unicef.org">www.unicef.org</a> Internet Source	<1 %

24

Po-Ying Chen, Shen-Li Chen, Ming-Hsiung Tsai, M. H. Jing, T.-C. Lin, Cheng-Chia Kuo. "The Defects of Silicon Reacted with Carbon Content Vapour in ULSI Nano-meter-Generation Technology", 2007 14th International Symposium on the Physical and Failure Analysis of Integrated Circuits, 2007

Publication

<1 %

25

Muhammad Hardhantyo, Ying-Chih Chuang. "Urban-rural differences in factors associated with incomplete basic immunization among children in Indonesia: A nationwide multilevel study", *Pediatrics & Neonatology*, 2020

Publication

<1 %

26

[scholarworks.gsu.edu](https://scholarworks.gsu.edu)

Internet Source

<1 %

27

[hira.hope.ac.uk](https://hira.hope.ac.uk)

Internet Source

<1 %

28

Amos K. Laar, Margaret Y. Lartey, Augustine Ankomah, Michael P. K. Okyerefo et al. "Food elimination, food substitution, and nutrient supplementation among ARV-exposed HIV-positive persons in southern Ghana", *Journal of Health, Population and Nutrition*, 2018

Publication

<1 %

29

[Equityhealthj.Biomedcentral.Com](https://Equityhealthj.Biomedcentral.Com)

Internet Source

<1 %

30	<a href="https://doaj.org">doaj.org</a> Internet Source	<1 %
31	<a href="https://journals.lww.com">journals.lww.com</a> Internet Source	<1 %
32	<a href="https://www.ajmc.com">www.ajmc.com</a> Internet Source	<1 %
33	<a href="https://www.biorxiv.org">www.biorxiv.org</a> Internet Source	<1 %
34	<a href="https://www.frontiersin.org">www.frontiersin.org</a> Internet Source	<1 %
35	<a href="https://o-bmcnurs.biomedcentral.com.brum.beds.ac.uk">0-bmcnurs-biomedcentral-com.brum.beds.ac.uk</a> Internet Source	<1 %
36	An-nisa Nur, Triana Rejekiningsih, Triyanto Triyanto, Rusnaini Rusnaini. "Development of Interactive Multimedia Learning Courseware to Strengthen Students' Character", European Journal of Educational Research, 2020 Publication	<1 %
37	Eko Mulyadi, Abd Wahid, Arif Rahman Hakim. "The Attitude and Behavior Related to Social Distancing as Prevention Transmission of Coronavirus Disease 19 among Adolescents Living in Coastal Area of Indonesia", Open Access Macedonian Journal of Medical Sciences, 2021	<1 %

- 
- 38 [cejiss.org](http://cejiss.org)  
Internet Source <1 %
- 
- 39 [cris.maastrichtuniversity.nl](http://cris.maastrichtuniversity.nl)  
Internet Source <1 %
- 
- 40 [discovery.researcher.life](http://discovery.researcher.life)  
Internet Source <1 %
- 
- 41 [ijph.tums.ac.ir](http://ijph.tums.ac.ir)  
Internet Source <1 %
- 
- 42 Sara Emamgholipour Sefiddashti, Ali Kazemi Karyani, Sadegh Ghazanfari. "The disparity in geographical accessibility to healthcare resources in Iran: the comparison of two cross-section", *International Journal of Human Rights in Healthcare*, 2016  
Publication <1 %
- 
- 43 Zengwen Wang, Yucheng Chen, Tianyi Pan, Xiaodi Liu, Hongwei Hu. "The comparison of healthcare utilization inequity between URRBMI and NCMS in rural China", *International Journal for Equity in Health*, 2019  
Publication <1 %
- 
- 44 C.-C. Chen, L.-W. Chen, S.-H. Cheng. "Rural-urban differences in receiving guideline-recommended diabetes care and experiencing avoidable hospitalizations under



# a universal coverage health system: evidence from the past decade", Public Health, 2017

Publication

---

45

Hario Megatsari, Agung Dwi Laksono, Riza Hayati Ifroh. "The Determinant of Smoking Behaviour Among Female Worker in Southeast Asia: A Case Study Among The Philippines and Indonesian", Research Square, 2021

Publication

---

<1 %

46

ro.ecu.edu.au

Internet Source

---

<1 %

---

Exclude quotes      On

Exclude matches      Off

Exclude bibliography      On