

PAPER NAME

A Systematic Literature Review

AUTHOR

Yeni Dwi Rahayu et al

WORD COUNT

10261 Words

CHARACTER COUNT

57616 Characters

PAGE COUNT

18 Pages

FILE SIZE

516.8KB

SUBMISSION DATE

Jun 9, 2023 2:42 PM GMT+7

REPORT DATE

Jun 9, 2023 2:45 PM GMT+7

● 19% Overall Similarity

The combined total of all matches, including overlapping sources, for each database.

- 17% Internet database
- Crossref database
- 7% Submitted Works database
- 6% Publications database
- Crossref Posted Content database

● Excluded from Similarity Report

- Bibliographic material
- Small Matches (Less than 8 words)
- Quoted material
- Manually excluded text blocks



A Systematic Literature Review of Multimodal Emotion Recognition

Yeni Dwi Rahayu^{1*}, Lutfi Ali Muharrom², Ika Safitri Windiarti³, Auratania Hadisah Sugianto⁴

^{1,2,4}Department of Informatics Engineering, Faculty of Engineering, Universitas Muhammadiyah Jember, Indonesia

³Information Technology Study Programme, Universiti Muhammadiyah Malaysia

Abstract.

Purpose: This literature review aims to identify Multimodal Emotion Recognition (MER) in depth and breadth by analyzing the topics, trends, modalities, and other supporting sources discussed in research over the years and between 2010 and 2022. Based on the screening analysis, a total of 14,533 articles were analyzed to achieve this goal.

Methods: This research was conducted in 3 (three) phases, including Planning, Conducting and Reporting. The first step was defining the research objectives by searching for systematic reviews with similar topics to this study, then reviewing them to develop research questions and systematic review protocols for this study. The second stage is to collect articles according to a pre-determined protocol, selecting the articles obtained and then conducting an analysis of the filtered articles in order to answer the research questions. The final stage is to summarize the results of the analysis so new findings from this research can be reported.

Result: In general, the focus of MER research can be categorized into two issues, namely the object background and the source or modality of emotion recognition. When looking at the object background, most of the 55% to support emotion recognition with a health background, especially brain function decline, 34% based on age, 10% based on gender, 1% data collection situation and a small portion of less than 1% related to ethnic culture. In terms of the source of emotion recognition, research is divided into electromagnetic signals, voice signals, text, photo/video and the development of wearable devices. Based on the above results, there are at least 7 scientific fields that discuss MER research, namely health, psychology, electronics, grammar, communication, socio-culture and computer science.

Novelty: MER research has the potential to develop further. There are still many areas that have received less attention, while the ecosystem that uses them has grown massively. Emotion recognition modalities are numerous and diverse, but research is still focused on validating the emotions of each modality, rather than exploring the strengths of each modality to improve the quality of recognition results.

Keywords: Emotion Recognition, Modalities, Research Topics

Received April 2023 / **Revised** April 2023 / **Accepted** May 2023

This work is licensed under a [Creative Commons Attribution 4.0 International License](https://creativecommons.org/licenses/by/4.0/).



INTRODUCTION

Emotion recognition may assist humans to understand themselves, understand others, as well as improve the overall quality of life [1]. Therefore, the study of emotion recognition continues to grow significantly [2]. Emotion recognition itself is a complex phenomenon that involves psychological, physiological, and social aspects. Psychological aspects include how emotions are processed and interpreted by the brain, while physiological aspects involve the physiological changes that occur in the body when a person experiences emotions, such as heart rate and endocrine gland activity. On the other hand, the social aspect relates to the way emotions are expressed and influenced by the social and cultural environment. Therefore, to understand emotions well, a holistic understanding is required and involves various fields of science, such as psychology, neuroscience, biology, anthropology and sociology [3].

The complexity of emotion recognition demands that emotion recognition computing research also involves various aspects of modalities to improve the quality of emotion recognition. This phenomenon has been recognized by the emergence of various studies on the topic of multimodal emotion recognition [4], [5] with challenges that are still wide open. Ya Li defines the challenges of multimodal emotion recognition around datasets, variations in recognition sources (audio, image, video), cultural influences and

*Corresponding author.

Email addresses: yenidwirahayu@unmuhjember.ac.id (Rahayu), lutfi.muharom@unmuhjember.ac.id (Muharom), ika.windiarti@umam.edu.my (Windiarti), auratania036@gmail.com (Sugianto)

DOI: [10.15294/sji.v10i2.43792](https://doi.org/10.15294/sji.v10i2.43792)

optimization methods [6]. While Priyanka categorizes the modalities for recognizing emotions into three, namely psychological, behavioral and brain signals [5].

Previous literature study research has actually mapped emotion recognition which resulted in a variety of optimization methods, emotion distribution, several open datasheets, and challenges that are still wide open [7]–[10]. However, considering the complexity of emotion recognition and the increase in multimodal emotion recognition research, it is necessary to review what fields of science are involved in this emotion recognition research. This research will investigate possible fields of science and answer some research questions in the field of multimodal emotion recognition in Table 1.

Table 1. Research questions on literature review

Number	P <i>population</i>	I <i>intervention</i>	C <i>comparison</i>	O <i>outcome</i>	T <i>time</i>	Research Question
1.	Any science	Emotion recognition, multimodal emotion recognition, Multimodal Physiological Signal, Multimodal Emotion Recognition Database	No comparison	fields of science that can be involved to improve the quality of emotion recognition	All year	What fields of science are involved in emotion recognition?
2.	Any science	Emotion recognition, multimodal emotion recognition, Multimodal Physiological Signal, Multimodal Emotion Recognition Database	No comparison	the most significant journals in the multimodal emotion recognition field	All year	Which journal is the most significant multimodal emotion recognition journal?
3.	Any science	Emotion recognition, multimodal emotion recognition, Multimodal Physiological Signal, Multimodal Emotion Recognition Database	No comparison	the most active and influential researchers who contributed so much on the research area of multimodal emotion recognition	All year	Who are the most active and influential researchers in the multimodal emotion recognition field?
4.	Any science	Emotion recognition, multimodal emotion recognition, Multimodal Physiological Signal, Multimodal Emotion Recognition Database	No comparison	research topics and trends in multimodal emotion recognition	2019 - 2023	What kind of research topics are selected by researchers in the multimodal emotion recognition field?

Recent works that have contributed to Multimodal Emotion Recognition (MER) and Emotion recognition (ER) are discussed in this paper, not only in computing but also in other fields. With the research questions answered in this paper, we expect that the results of this study will contribute to more optimized possibilities for the development of MER research.

METHODS

This research was conducted in 3 (three) phases, including Planning, Conducting and Reporting based on original guidance proposed in [11] and some stages modified with motivation from [10], [12], [13]. The first step was defining the research objectives by searching for systematic reviews with similar topics to this study, then reviewing them to develop research questions and systematic review protocols for this study. The second stage is to collect articles according to a pre-determined protocol, selecting the articles obtained and then conducting an analysis of the filtered articles in order to answer the research questions. The final stage is to summarize the results of the analysis so new findings from this research can be reported. Conducting phase is depicted in the chart in Figure 1.

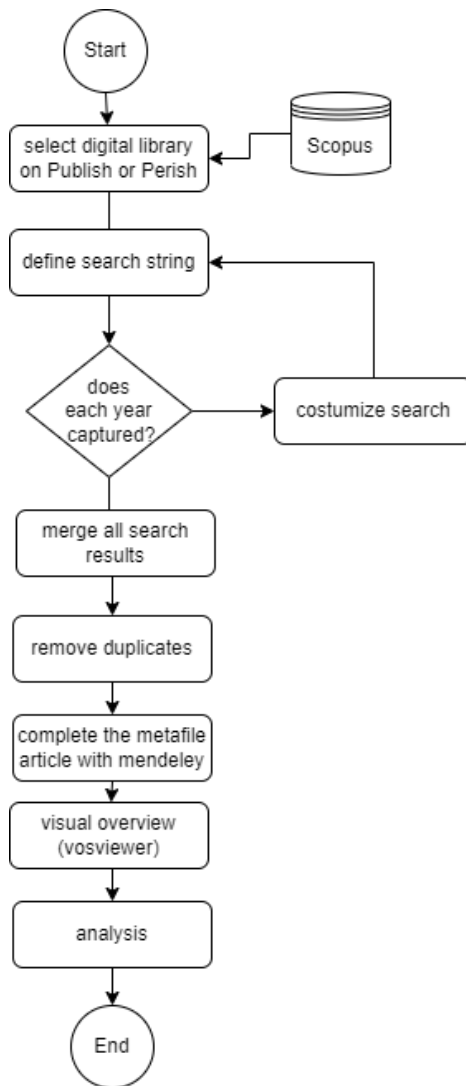


Figure 1. Conducting phase method

Article collection was conducted using publish or perish software by Scopus indexing source. Article collection was carried out on April 4, 2023 with several parameters with the results in Table 2.

Table 2. Collected articles

Number	Keywords (search terms)	Indexing	Year	Number Of Articles	number of citations
1.	Emotion Recognition (ER)	Scopus	2019 - 2023	1000	40.381
2.	Emotion Recognition (ER)	Scopus	All year	200	152.398
3.	Multimodal Emotion Recognition (MER)	Scopus	2019 - 2023	852	8.561
4.	Multimodal Emotion Recognition (MER)	Scopus	All year	200	34.706
5.	Multimodal Physiological Signal (MPS)	Scopus	2019 - 2023	618	5.793
6.	Multimodal Physiological Signal (MPS)	Scopus	All year	200	22.041
7.	Multimodal Emotion Recognition Database (MERD)	Scopus	2019 - 2023	150	1.721
8.	Multimodal Emotion Recognition Database (MERD)	Scopus	All year	200	12.875
Total number of Articles				3,420	

The 3,420 datasets obtained were then processed with the following steps:

- 1). Merging of datasets result:
 - a) 4 terms in a particular year are merged, namely Emotion Recognition, Multimodal Emotion, Recognition, Multimodal Physiological Signal, and Multimodal Emotion Recognition Database are merged.
 - b) 3 terms all year merged, namely Multimodal Emotion, Recognition, Multimodal Physiological Signal, Multimodal Emotion Recognition Database
- 2). With the results of the search with separate terms, there are several duplicate datasets that need to be eliminated.
- 3). Metadata was added to all data by Mendeley and then checked for incomplete author names or missing journal sources, so that articles with inappropriate metadata were eliminated.

After processing the articles, the results of the data selection can be seen in Table 3.

Table 3. Filtered datasets for 2019 - 2023

Number	Number of Articles after merging	Number of Articles after duplicate elimination	Number of Articles after data completeness evaluation
1.	2.620	2.255	2203

Table 4. Scopus all year datasets

Number	Keywords (search terms)	Number of Articles after merging	Number of Articles after duplicate elimination	Number of Articles after data completeness evaluation
1.	Emotion Recognition	200	200	200
2.	Multimodal Emotion, Recognition, Multimodal Physiological Signal, Multimodal Emotion Recognition Database	600	511	511
	Total Articles	800	711	711

RESULT AND DISCUSSION

Significant Journal Publications

Although the Publish or Perish search is limited to 200 articles per search, the number can be used to measure trends in article distribution. However, it can be seen in Figure 2 that ER publications peaked in 1995-2010 while MER publications were rampant from 2010 until now. On the other hand, Figure 3 shows that the number of ER citations also reached its peak, but the number of MER citations is still stable and tends not to peak. This shows that research on MER which is specific research from ER still has the potential to grow.

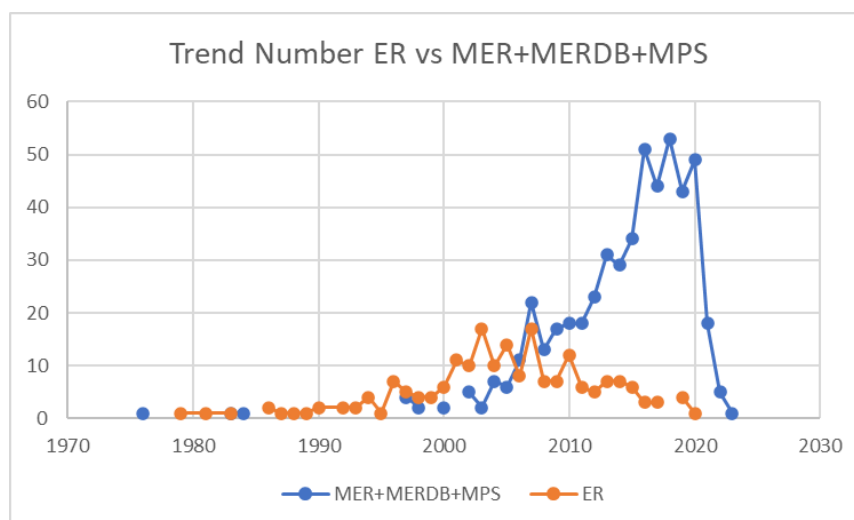


Figure 2. "Multimodal emotion recognition" vs "emotion recognition" article over the years

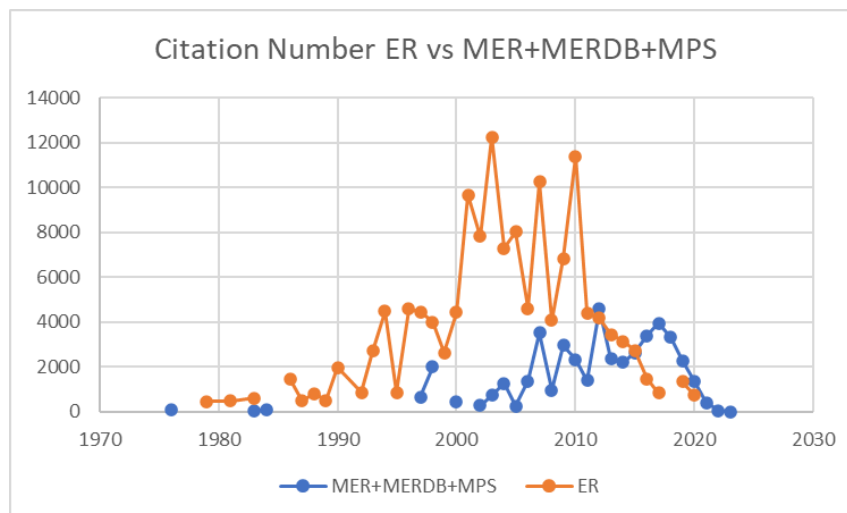


Figure 3. “Multimodal emotion recognition” vs “emotion recognition” citations over the years

While the distribution of Figure 4 shows the distribution of where the journal was published and it shows in detail the quality of the journal through the Schimago Journal Rank (SJR) value and Q categories (Q1-Q4).

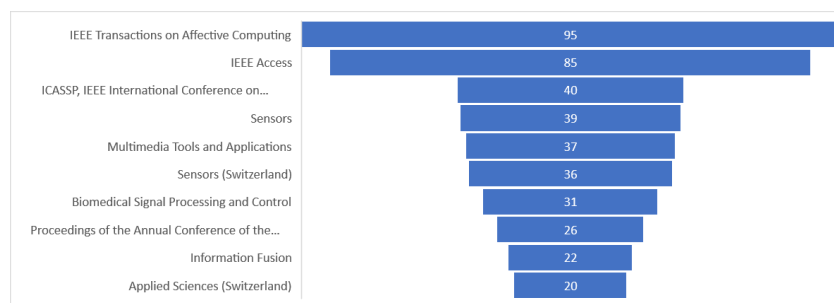


Figure 4. Journal publications and distribution of “multimodal emotion recognition”

Table 5. Detail quality of journals

Number	Journal	Number of Articles	SJR	QCategory	Publication Type
1.	IEEE Transactions on Affective Computing	95		Q1	Journals
2.	IEEE Access	85		Q1	Journals
3.	Sensors (Switzerland)	75		Q2	Journals
4.	ICASSP, IEEE International Conference on Acoustics, Speech and Signal Processing - Proceedings	40	0,057638889		Conferences and Proceedings
5.	Multimedia Tools and Applications	37		Q1	Journals
6.	Biomedical Signal Processing and Control	31		Q1	Journals
7.	Proceedings of the Annual Conference of the International Speech Communication Association, INTERSPEECH	26	0,478472222		Conferences and Proceedings
8.	Information Fusion	22		Q1	Journals
9.	Applied Sciences (Switzerland)	20		Q1	Journals
10.	Frontiers in Psychology	18		Q1	Journals

Most Active and Influential Researchers

Based on the results of the article processing obtained, it is possible to identify 10 researchers who certainly make a significant contribution to the field of emotion recognition and, more specifically, to multimodal emotion recognition. Figure 5 shows the distribution of names and their article contributions either as first

authors or non-first authors. The ten names are Bjorn W. Schuller, Maja Pantic, Shrikanth Shri Narayanan, Bao Liang Lu, Jianhua Tao, Florian Eyben, Erik Cambria, Zixing Zhang, Emily Mower Provost and Nicu Sebe.



Figure 5. Influential researchers and a number of studies

Research Topic in ¹⁴ Multimodal Emotion Recognition

Multimodal emotion recognition is claimed to improve the quality of emotion recognition, because each modality has its own characteristics and can complement each other [14], [15]. Based on the analysis that has been done, the research focuses on 2 main topics as follows:

- 1) Exploration of Recognized object context divided into by ethnicity, gender, age, health condition by situation at the time of data collection.
- 2) Exploration of Recognition Sources/Modalities consisting of electrical signals, wearable device, audio/speech, Text, and Video/Image.

Females can discern anger and "distinguish" emotions better, so the emotions displayed by females are more accurate than those displayed by males [16]–[25]. Other studies show different results when combined with age, girls, young women, adult women and so on [18], [19], [26], [27]. These age and gender parameters will greatly affect the validation of emotions being learned and analyzed.

Health parameters have also emerged as a factor to consider in emotion recognition. Most emotion recognition research explores diseases that attack the brain as a possible factor to consider, such as autism [18], [28]–[36], stress [37]–[48], Alzheimer's, Parkinson's [49], [50], Huntington's, and schizophrenia [31], [51]–[53]. It is mentioned that Huntington's disease will interfere with the recognition of negative emotions, especially anger, disgust, and fear [54]–[56]. Patients with affective decline who attack their brains best identify their emotions through physiological signals, including ⁶ electroencephalography (EEG), ¹⁷ electrocardiogram (ECG), photoplethysmography (PPG), and respiratory (RA), to classify PD and healthy control (HC) [57]. This is in line with other research that showed weaknesses in facial emotion recognition in these patients due to impairments in facial emotion mimicking [58].

The context in which emotion recognition data is collected is another factor that should be considered in validating emotion recognition. Unfortunately, there are still few studies that explore this side. There are at least 3 situations studied including job interviews, assessment interviews and forensics interviews/interrogations as well as other interviews with specific purposes [59]–[64]. Another challenge in this field is the attempt to circumvent emotions during certain situations, especially interviews [65].

Based on the exploration of the objects to be recognized for emotions, it shows that most of the focus is on the health background of the object, then age, gender, a small proportion discusses the situation when the data was taken and very little is related to ethnic background. The composition of the research is shown in Figure 6.

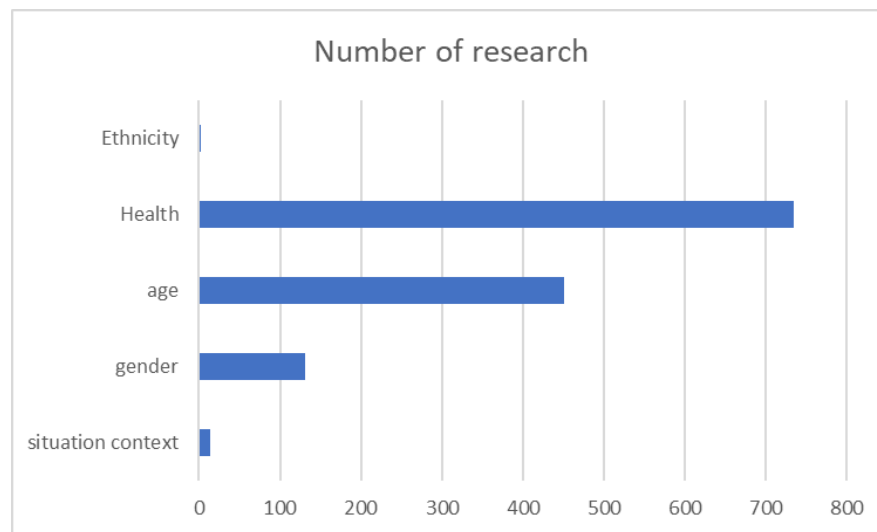


Figure 6. Object base research

To capture the source of emotions reflected by objects has also been explored, one of which is through electrical signals reflected by the body. Some research explores electrical signals in the brain/ electroencephalography (EEG) [50], [66]–[143], in the heart/electrocardiogram (ECG) [88], [144]–[147], in skin tissue / Photoplethysmography (PPG) [145], [148], [149] and respiratory tract [150], [151]. These electrical signals are effective for recognizing human emotions. So, although the signals captured are the same, the researchers explored tools to capture these signals in simpler tools by utilizing simple and wearable tools on the body. These tools are developed through modification of virtual reality headsets [99], [152], wrist/bracelet [153]–[156], chip [157], [158], flexible printed circuit board [159], [160] and textile [161]. These various wearable device developments show that emotion recognition research has a strong market and benefits. Many of these devices are being developed for mass production, so the pace of research in this field will certainly accelerate.

The computational side of exploration through Audio/Speech, Text and Video/Image is also very much developed. With speech datasets, researchers have analyzed the signal spectrogram [162]–[164] or the conversation transcript [15], [165]. Of course, the modalities obtained are different from the features that can be analyzed. Speech signals are more feature-rich than conversation transcripts (text [166]). Various information such as prosodic, spectral, voice quality, and features based on Teager energy operator can be analyzed from speech signals [167]. Classical classification methods are used (Decision Tree, and SVM [168]–[171]) or deep learning (CNN, DNN, RNN) [40], [42], [73], [108], [112], [130], [172]–[188] and deep learning with enrichment [189].

Emotion recognition analysis features through video/image are not as many as speech. There are at least two groups categorized, namely faces and body gestures [190]. Faces are the most popular, even a layman with his experience of knowing objects is very likely to easily recognize the emotions of objects. This fact is the reason why emotion recognition research through faces has developed stronger than other modalities, this is in terms of the availability of data sets and the level of accuracy produced [191]. The Facial Action Coding System (FACS) was developed to describe the judgement of cues that are used in the facial cue judgement approach. The FACS is a classification system of human facial expressions. Its origins can be traced back to its original development by [192] and revised in [193]. The revised version outlines 32 distinct facial muscle movements referred to as Action Units (AUs), as well as 14 supplementary Action Descriptors (ADs) which account for factors such as head position, gaze direction, and various actions including jaw thrust, blowing, and biting.

Mind Map

The comprehensive mind map depicted in Figure 7 illustrates the findings of the systematic literature review conducted on Multimodal Emotion Recognition. Mind maps are a useful tool for examining the connections between concepts and components of an argument, as well as for generating solutions to problems. By presenting a holistic view of all pertinent issues and analyzing options in the context of the larger picture,

mind maps offer a new perspective on information [194]. They also facilitate the logical organization of data and the incorporation of new knowledge. In this particular study, the mind map serves as a visual representation of the outcomes of the systematic literature review on Multimodal Emotion Recognition.

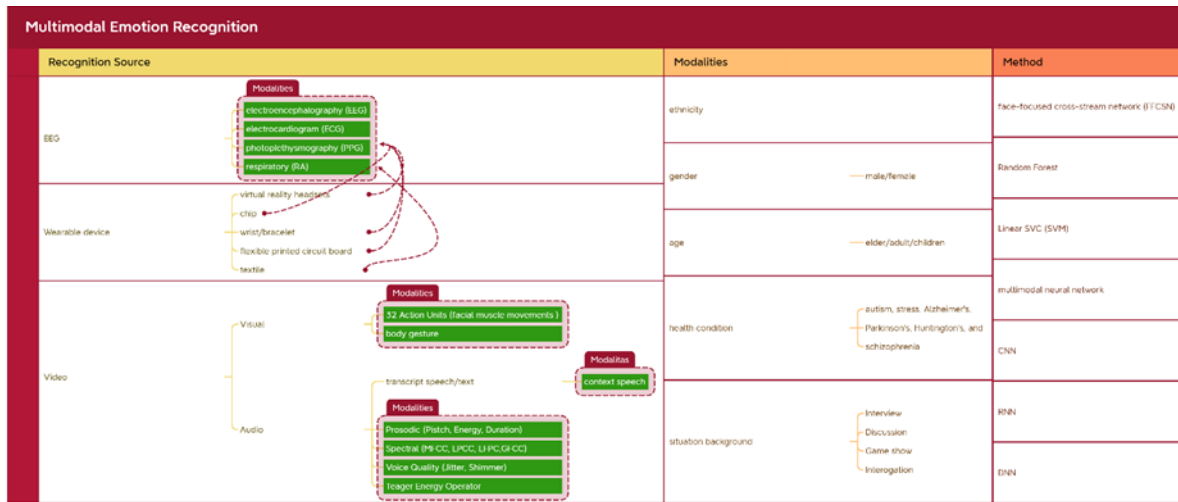


Figure 7. Mind map of the SLR on multimodal emotion recognition

Future Challenges and Research Opportunities

Modalities exploration: According to Figure 7, there are many modalities that can be tilled, but the distribution of investigation of each modality has not yet reached the maximum conclusion on emotion recognition, especially in relation to the context that is still widely explored and its contribution to the daily life.

Dataset availability: It is of high priority to improve datasets in this area. In relation to the small number of discussions, there is also a need for a variety of datasets based on modalities of influence.

Interdisciplinary connection: In this research, it was found that there are at least 7 fields of science involved, it would be very meaningful if there is a mutual agreement so that the contribution of each field of science can be aligned and support each other to produce a roadmap for the development of emotion recognition that is more advanced and useful.

CONCLUSION

This literature review aims to identify multimodal emotion recognition in depth and breadth by analyzing topics, trends, modalities, and other supporting sources discussed in research throughout the years and between 2010-2023. Based on the filtering analysis, a total of 14,533 articles were analyzed to achieve the goal. The conclusions generated in this literature review were conducted through a systematic method including Preparation, Implementation and Reporting.

In general, the focus of MER research can be categorized into two issues, object background and emotion recognition sources or modalities. When looking at the background of the object, most 55% to support emotion recognition with a health background, especially brain function decline, 34% based on age, 10% by gender, 1% data collection situation and a small portion of less than 1% related to ethnic culture. Referring to the source of emotion recognition, research is distributed on electromagnetic signals, voice signals, text, photo/video and wearable device development. Based on the above results there are at least 7 fields of science that discuss MER research, namely the fields of Health, Psychology, electronics, grammar, communication, socio-culture, and computing.

MER research has the potential to develop further. There are still many areas that have received less attention, while the ecosystem that uses them has grown massively. Emotion recognition modalities are numerous and diverse, but research is still focused on validating the emotions of each modality, rather than exploring the strengths of each modality to improve the quality of recognition results.

ACKNOWLEDGEMENT

This research was supported by Universitas Muhammadiyah Jember through Riset Pemula Stimulus Scheme. We thank our colleagues who provided insight and expertise that greatly assisted the research, although they may not agree with all the interpretations/conclusions of this paper.

REFERENCES

- [1] A. Reeves, "Emotional Intelligence: Recognizing and Regulating Emotions," *AAOHN J.*, vol. 53, no. 4, pp. 172–176, Apr. 2005, doi: 10.1177/216507990505300407.
- [2] P. Rai Jain, S. M. K. Quadri, and M. Lalit, "Recent Trends in Artificial Intelligence for Emotion Detection using Facial Image Analysis," in *2021 Thirteen. Int. Conf. Contemp. Comput. (IC3-2021)*, Aug. 2021, pp. 18–36, doi: 10.1145/3474124.3474205.
- [3] P. Ekman and R. J. Davidson, Eds., *The nature of emotion: Fundamental questions*. New York, NY, US: Oxford University Press, 1994.
- [4] L. Kessous, G. Castellano, and G. Caridakis, "Multimodal Emotion Recognition in Speech-Based Interaction Using Facial Expression, Body Gesture and Acoustic Analysis," *J. Multimodal User Interfaces*, vol. 3, no. 1–2, pp. 33–48, Mar. 2010, doi: 10.1007/s12193-009-0025-5.
- [5] P. A. Abhang, B. W. Gawali, and S. C. Mehrotra, *Introduction to EEG- and Speech-Based Emotion Recognition*. Elsevier, 2016.
- [6] Y. Li, J. Tao, B. Schuller, S. Shan, D. Jiang, and J. Jia, "MEC 2017: Multimodal Emotion Recognition Challenge," in *2018 First Asian Conf. Affect. Comput. Intell. Interact. (ACII Asia)*, May 2018, pp. 1–5, doi: 10.1109/ACIIAsia.2018.8470342.
- [7] S. Khan, "Systematic Literature Review for Facial Expression Recognition," *Dep. Comput. Sci. Softw. Eng.*, 2016.
- [8] S. Saganowski *et al.*, "Emotion Recognition Using Wearables: A Systematic Literature Review - Work-in-progress," in *2020 IEEE Int. Conf. Pervasive Comput. Commun. Workshops (PerCom Workshops)*, Mar. 2020, pp. 1–6, doi: 10.1109/PerComWorkshops48775.2020.9156096.
- [9] S. Ullah and W. Tian, "A Systematic Literature Review of Recognition of Compound Facial Expression of Emotions," in *2020 4th Int. Conf. Video Image Process.*, Dec. 2020, pp. 116–121, doi: 10.1145/3447450.3447469.
- [10] R. V. Aranha, C. G. Correa, and F. L. S. Nunes, "Adapting Software with Affective Computing: A Systematic Review," *IEEE Trans. Affect. Comput.*, vol. 12, no. 4, pp. 883–899, Oct. 2021, doi: 10.1109/TAFFC.2019.2902379.
- [11] B. Kitchenham, "Procedures for Performing Systematic Reviews," Department of Computer Science, Keele University, UK, 2004.
- [12] R. S. Wahono, "A Systematic Literature Review of Software Defect Prediction: Research Trends, Datasets, Methods and Frameworks," *J. Softw. Eng.*, vol. 1, no. 1, pp. 1–16, 2015.
- [13] A. Maalej and I. Kallel, "Does Keystroke Dynamics Tell Us About Emotions? A Systematic Literature Review and Dataset Construction," in *Proc. 2020 16th Int. Conf. Intell. Environ., IE 2020*, IEEE, Jul. 2020, pp. 60–67, doi: 10.1109/IE49459.2020.9155004.
- [14] L. S. Chen, T. S. Huang, T. Miyasato, and R. Nakatsu, "Multimodal Human Emotion/Expression Recognition," in *Proc. Third IEEE Int. Conf. Autom. Face Gesture Recognit.*, IEEE Comput. Soc, 1998, pp. 366–371, doi: 10.1109/AFGR.1998.670976.
- [15] K. Sailunaz, M. Dhaliwal, J. Rokne, and R. Alhaji, "Emotion Detection from Text and Speech: A Survey," *Soc Netw Anal Min*, vol. 8, no. 1, 2018, doi: 10.1007/s13278-018-0505-2.
- [16] C. S. Löffler and T. Greitemeyer, "Are women the more empathetic gender? The effects of gender role expectations," *Current Psychology*, 2021, doi: 10.1007/s12144-020-01260-8.
- [17] V. A. Barabanshikov and E. V. Suvorova, "Gender Differences in the Recognition of Emotional States," *Psychol. Sci. Educ.*, vol. 26, no. 6, pp. 107–116, 2021, doi: 10.17759/PSE.2021260608.
- [18] L. Ola and F. Gullon-Scott, "Facial Emotion Recognition in Autistic Adult Females Correlates With Alexithymia, Not Autism," *Autism*, vol. 24, no. 8, pp. 2021–2034, 2020, doi: 10.1177/1362361320932727.
- [19] J. L. Tauro, T. A. Wearne, B. Belevski, M. Filipčiková, and H. M. Francis, "Social Cognition in Female Adults with Anorexia Nervosa: A Systematic Review," *Neurosci. Biobehav. Rev.*, vol. 132, pp. 197–210, 2022, doi: 10.1016/j.neubiorev.2021.11.035.
- [20] M. Monroy, A. S. Cowen, and D. Keltner, "Supplemental Material for Intersectionality in Emotion Signaling and Recognition: The Influence of Gender, Ethnicity, and Social Class," *Emotion*, 2022, doi: 10.1037/emo0001082.supp.

- [21] T. W. Sun, "End-to-End Speech Emotion Recognition with Gender Information," *IEEE Access*, vol. 8, pp. 152423–152438, 2020, doi: 10.1109/ACCESS.2020.3017462.
- [22] C. Suman, R. Chaudhari, S. Saha, S. Kumar, and P. Bhattacharyya, "Investigations in Emotion Aware Multimodal Gender Prediction Systems From Social Media Data," *IEEE Trans Comput Soc Syst*, pp. 1–10, 2022, doi: 10.1109/tcss.2022.3158605.
- [23] F. A. Shaqra, R. Duwairi, and M. Al-Ayyoub, "Recognizing Emotion from Speech Based On Age and Gender Using Hierarchical Models," *Procedia Comput Sci*, vol. 151, pp. 37–44, 2019, doi: 10.1016/j.procs.2019.04.009.
- [24] C. Navarretta, "Automatic Gender and Identity Recognition in Annotated Multimodal Face-to-face Conversations," in *9th IEEE Int. Conf. Cogn. Infocommunications CogInfoCom 2018 - Proc.*, 2019, pp. 87–92, doi: 10.1109/CogInfoCom.2018.8639905.
- [25] A. Nediyanath, P. Paramasivam, and P. Yenigalla, "Multi-Head Attention for Speech Emotion Recognition with Auxiliary Learning of Gender Recognition," *ICASSP, IEEE Int. Conf. Acoust. Speech Signal Process. - Proc.*, vol. 2020, pp. 7179–7183, 2020, doi: 10.1109/ICASSP40776.2020.9054073.
- [26] L. Abbruzzese, N. Magnani, I. H. Robertson, and M. Mancuso, "Age and Gender Differences in Emotion Recognition," *Front Psychol*, vol. 10, no. OCT, Oct. 2019, doi: 10.3389/fpsyg.2019.02371.
- [27] M. M. Davis, H. H. Modi, and K. D. Rudolph, "Sex, Gender, and Emotion," *Encycl. Child Adolesc. Dev.*, pp. 1–12, 2020, doi: 10.1002/9781119171492.wecad179.
- [28] E. M. Rødgaard, K. Jensen, J. N. Vergnes, I. Soulières, and L. Mottron, "Temporal Changes in Effect Sizes of Studies Comparing Individuals with and Without Autism: A Meta-analysis," *JAMA Psychiatry*, vol. 76, no. 11, pp. 1124–1132, 2019, doi: 10.1001/jamapsychiatry.2019.1956.
- [29] A. Puli and A. Kushki, "Toward Automatic Anxiety Detection in Autism: A Real-Time Algorithm for Detecting Physiological Arousal in the Presence of Motion," *IEEE Trans Biomed Eng*, vol. 67, no. 3, pp. 646–657, 2020, doi: 10.1109/TBME.2019.2919273.
- [30] M. Zhang, S. Xu, Y. Chen, Y. Lin, H. Ding, and Y. Zhang, "Recognition of Affective Prosody in Autism Spectrum Conditions: A Systematic Review And Meta-analysis," *Autism*, vol. 26, no. 4, pp. 798–813, 2022, doi: 10.1177/1362361321995725.
- [31] A. E. Pinkham *et al.*, "Comprehensive Comparison of Social Cognitive Performance in Autism Spectrum Disorder and Schizophrenia," *Psychol Med*, vol. 50, no. 15, pp. 2557–2565, 2020, doi: 10.1017/S0033291719002708.
- [32] Q. Su, F. Chen, H. Li, N. Yan, and L. Wang, "Multimodal Emotion Perception in Children With Autism Spectrum Disorder by Eye Tracking Study," in *2018 IEEE EMBS Conf. Biomed. Eng. Sci. IECBES 2018 - Proc.*, 2019, pp. 382–387, doi: 10.1109/IECBES.2018.8626642.
- [33] M. Rocha *et al.*, "Towards Enhancing the Multimodal Interaction of a Social Robot to Assist Children with Autism in Emotion Regulation," *on Pervasive Computing*, pp. 398–415, 2022, doi: 10.1007/978-3-030-99194-4_25.
- [34] W. Xiao, M. Li, M. Chen, and A. Barnawi, "Deep Interaction: Wearable Robot-Assisted Emotion Communication for Enhancing Perception and Expression Ability of Children with Autism Spectrum Disorders," *Future Gener. Comput. Syst.*, vol. 108, pp. 709–716, 2020, doi: 10.1016/j.future.2020.03.022.
- [35] T. Velikonja, A. K. Fett, and E. Velthorst, "Patterns of Nonsocial and Social Cognitive Functioning in Adults with Autism Spectrum Disorder: A Systematic Review and Meta-analysis," *JAMA Psychiatry*, vol. 76, no. 2, pp. 135–151, 2019, doi: 10.1001/jamapsychiatry.2018.3645.
- [36] M. K. Yeung, "A Systematic Review and Meta-Analysis of Facial Emotion Recognition in Autism Spectrum Disorder: The Specificity of Deficits and the Role of Task Characteristics," *Neurosci Biobehav Rev*, vol. 133, 2022, doi: 10.1016/j.neubiorev.2021.104518.
- [37] A. Nemcova *et al.*, "Multimodal Features for Detection of Driver Stress and Fatigue: Review," *IEEE Trans. Intell. Transp. Syst.*, vol. 22, no. 6, pp. 3214–3233, 2021, doi: 10.1109/TITS.2020.2977762.
- [38] Y. Yao, M. Papakostas, M. Burzo, M. Abouelenien, and R. Mihalcea, "MUSER: Multimodal Stress Detection using Emotion Recognition as an Auxiliary Task," in *NAACL-HLT 2021 - 2021 Conf. N. Am. Chapter Assoc. Comput. Linguist.: Hum. Lang. Technol. Proc. Conf.*, 2021, pp. 2714–2725, doi: 10.18653/v1/2021.naacl-main.216.
- [39] L. Stappen, E. M. Meßner, E. Cambria, G. Zhao, and B. W. Schuller, "MuSe 2021 Challenge: Multimodal Emotion, Sentiment, Physiological-Emotion, and Stress Detection," in *MM 2021 - Proc. 29th ACM Int. Conf. Multimed.*, 2021, pp. 5706–5707, doi: 10.1145/3474085.3478582.

- [40] W. Seo, "Deep Learning Approach for Detecting Work-Related Stress Using Multimodal Signals," *IEEE Sens J*, 2022, doi: 10.1109/JSEN.2022.3170915.
- [41] P. K. R. Yannam, V. Venkatesh, and M. Gupta, "Research Study and System Design for Evaluating Student Stress in Indian Academic Setting," in *2022 14th Int. Conf. COMMUN. Syst. NETWORKS COMSNETS 2022*, 2022, pp. 54–59, doi: 10.1109/COMSNETS53615.2022.9668379.
- [42] N. Salankar, D. Koundal, and S. Mian Qaisar, "Stress Classification by Multimodal Physiological Signals Using Variational Mode Decomposition and Machine Learning," *J Healthc Eng*, vol. 2021, 2021, doi: 10.1155/2021/2146369.
- [43] L. Stappen *et al.*, "The MuSe 2021 Multimodal Sentiment Analysis Challenge: Sentiment, Emotion, Physiological-Emotion, and Stress," *MuSe 2021 - Proc. 2nd Multimodal Sentim. Anal. Chall. co-located ACM MM 2021*, pp. 5–14, 2021, doi: 10.1145/3475957.3484450.
- [44] A. Teissier *et al.*, "Early-life Stress Impairs Postnatal Oligodendrogenesis and Adult Emotional Behaviour Through Activity-Dependent Mechanisms," *Mol Psychiatry*, vol. 25, no. 6, pp. 1159–1174, 2020, doi: 10.1038/s41380-019-0493-2.
- [45] S. Sharma, G. Singh, and M. Sharma, "A Comprehensive Review and Analysis of Supervised-Learning and Soft Computing Techniques for Stress Diagnosis in Humans," *Comput. Biol. Med.*, vol. 134, 2021, doi: 10.1016/j.compbimed.2021.104450.
- [46] M. Parent *et al.*, "PASS: A Multimodal Database of Physical Activity and Stress for Mobile Passive Body/ Brain-Computer Interface Research," *Front Neurosci*, vol. 14, 2020, doi: 10.3389/fnins.2020.542934.
- [47] A. A. Nicholson *et al.*, "Machine Learning Multivariate Pattern Analysis Predicts Classification of Posttraumatic Stress Disorder and Its Dissociative Subtype: A Multimodal Neuroimaging Approach," *Psychol Med*, vol. 49, no. 12, pp. 2049–2059, 2019, doi: 10.1017/S0033291718002866.
- [48] W. Shen, L. M. Long, C. H. Shih, and M. J. Ludy, "A Humanities-Based Explanation for the Effects of Emotional Eating and Perceived Stress on Food Choice Motives During the COVID-19 Pandemic," *Nutrients*, vol. 12, no. 9, pp. 1–18, 2020, doi: 10.3390/nu12092712.
- [49] K. Shafiei, M. A. Shafa, F. Mohammadi, and A. Arabpour, "Recognition of Emotions Expressed on the Face Impairments in Parkinson's Disease," *Curr J Neurol*, vol. 19, no. 1, pp. 32–35, 2020, doi: 10.18502/ijnl.v19i1.3288.
- [50] Y. Wang *et al.*, "Freezing of Gait Detection in Parkinson's Disease Via Multimodal Analysis of EEG and Accelerometer Signals," *Proc. Annu. Int. Conf. IEEE Eng. Med. Biol. Soc., EMBS*, 2020, vol. 2020-July, pp. 847–850, doi: 10.1109/EMBC44109.2020.9175288.
- [51] S. Sirivichayakul, B. Kanchanatawan, S. Thika, A. F. Carvalho, and M. Maes, "Eotaxin, an Endogenous Cognitive Deteriorating Chemokine (ECDC), Is a Major Contributor to Cognitive Decline in Normal People and to Executive, Memory, and Sustained Attention Deficits, Formal Thought Disorders, and Psychopathology in Schizophrenia Patients," *Neurotox Res*, vol. 35, no. 1, pp. 122–138, 2019, doi: 10.1007/s12640-018-9937-8.
- [52] S. Qi *et al.*, "Parallel group ICA+ICA: Joint Estimation of Linked Functional Network Variability and Structural Covariation with Application to Schizophrenia," *Hum Brain Mapp*, vol. 40, no. 13, pp. 3795–3809, 2019, doi: 10.1002/hbm.24632.
- [53] H. Yeo, S. Yoon, J. Lee, M. M. Kurtz, and K. Choi, "A Meta-Analysis of the Effects of Social-Cognitive Training in Schizophrenia: The Role of Treatment Characteristics and Study Quality," *Br. J. Clin. Psychol.*, vol. 61, no. 1, pp. 37–57, 2022, doi: 10.1111/bjc.12320.
- [54] E. Bora, D. Velakoulis, and M. Walterfang, "Social Cognition in Huntington's Disease: A Meta-Analysis," *Behav. Brain Res.*, vol. 297, pp. 131–140, Jan. 2016, doi: 10.1016/j.bbr.2015.10.001.
- [55] E. Dumas, "A Review of Cognition in Huntington's Disease," *Front. Biosci.*, vol. S5, no. 1, p. S355, 2013, doi: 10.2741/S355.
- [56] R. Sprengelmeyer *et al.*, "Loss of Disgust: Perception of Faces and Emotions in Huntington's Disease," *Brain*, vol. 119, no. 5, pp. 1647–1665, 1996, doi: 10.1093/brain/119.5.1647.
- [57] G. Guo, S. Wang, S. Wang, Z. Zhou, G. Pei, and T. Yan, "Diagnosing Parkinson's Disease Using Multimodal Physiological Signals," *Commun. Comput. Inf. Sci. vol. 1369 CCIS*, pp. 125–136, 2021, doi: 10.1007/978-981-16-1288-6_9.
- [58] S. Argaud, M. Vérin, P. Sauleau, and D. Grandjean, "Facial Emotion Recognition in Parkinson's Disease: A Review and New Hypotheses," *Mov. Disord.*, vol. 33, no. 4, pp. 554–567, Apr. 2018, doi: 10.1002/mds.27305.

- [59] H. Kaya and A. A. Salah, "Multimodal Personality Trait Analysis for Explainable Modeling of Job Interview Decisions," in *Explain. Interpret. Models Comput. Vis. Mach. Learn.*, Springer, 2018, pp. 255–275, doi: 10.1007/978-3-319-98131-4_10.
- [60] M. Monaro, S. Maldera, C. Scarpazza, G. Sartori, and N. Navarin, "Detecting Deception Through Facial Expressions in a Dataset of Videotaped Interviews: A Comparison Between Human Judges and Machine Learning Models," *Comput Human Behav*, vol. 127, p. 107063, Feb. 2022, doi: 10.1016/j.chb.2021.107063.
- [61] K. Priya, S. M. Mansoor Roomi, P. Shanmugavadivu, M. G. Sethuraman, and P. Kalaivani, "An Automated System for the Assessment of Interview Performance through Audio Emotion Cues," in *2019 5th Int. Conf. Adv. Comput. Commun. Syst. ICACCS 2019*, 2019, pp. 1049–1054, doi: 10.1109/ICACCS.2019.8728458.
- [62] Y. Adepu, V. R. Boga, and U. Sairam, "Interviewee Performance Analyzer Using Facial Emotion Recognition and Speech Fluency Recognition," in *2020 IEEE Int. Conf. Innov. Technol. INOCON 2020*, 2020, pp. 1-5, doi: 10.1109/INOCON50539.2020.9298427.
- [63] V. Ardulov *et al.*, "Multimodal Interaction Modeling of Child Forensic Interviewing," in *Proc. 20th ACM Int. Conf. Multimodal Interact.*, 2018, pp. 179–185, doi: 10.1145/3242969.3243006.
- [64] K. Priya, S. M. Mansoor Roomi, P. Shanmugavadivu, M. G. Sethuraman, and P. Kalaivani, "An Automated System for the Assessment of Interview Performance through Audio Emotion Cues," in *2019 5th Int. Conf. Adv. Comput. Commun. Syst. ICACCS 2019*, 2019, pp. 1049–1054, doi: 10.1109/ICACCS.2019.8728458.
- [65] J. L. Ho, D. M. Powell, and D. J. Stanley, "The Relation Between Deceptive Impression Management and Employment Interview Ratings: A Meta-Analysis.," *Can J Behav Sci*, vol. 53, no. 2, pp. 164–174, Apr. 2021, doi: 10.1037/cbs0000223.
- [66] J. Zhu *et al.*, "Multimodal Mild Depression Recognition Based On EEG-EM Synchronization Acquisition Network," *IEEE Access*, vol. 7, pp. 28196–28210, 2019, doi: 10.1109/ACCESS.2019.2901950.
- [67] E. P. Torres P., E. A. Torres, M. Hernández-Álvarez, and S. G. Yoo, "EEG-based BCI Emotion Recognition: A Survey," *Sensors (Switzerland)*, vol. 20, no. 18, pp. 1–36, 2020, doi: 10.3390/s20185083.
- [68] M. A. Ozdemir, M. Degirmenci, E. Izci, and A. Akan, "EEG-based Emotion Recognition With Deep Convolutional Neural Networks," *Biomed. Tech.*, vol. 66, no. 1, pp. 43–57, 2021, doi: 10.1515/bmt-2019-0306.
- [69] X. Wu, W. L. Zheng, and B. L. Lu, "Identifying Functional Brain Connectivity Patterns for EEG-Based Emotion Recognition," *Int. IEEE/EMBS Conf. Neural Eng. NER*, vol. 2019-March, pp. 235–238, 2019, doi: 10.1109/NER.2019.8717035.
- [70] X. Wu, W. L. Zheng, Z. Li, and B. L. Lu, "Investigating EEG-based functional connectivity patterns for multimodal emotion recognition," *J. Neural Eng.*, vol. 19, no. 1. 2022, doi: 10.1088/1741-2552/ac49a7.
- [71] F. Wang *et al.*, "Emotion Recognition With Convolutional Neural Network and EEG-based EFDMS," *Neuropsychologia*, vol. 146, 2020, doi: 10.1016/j.neuropsychologia.2020.107506.
- [72] F. Shen, G. Dai, G. Lin, J. Zhang, W. Kong, and H. Zeng, "EEG-based Emotion Recognition Using 4D Convolutional Recurrent Neural Network," *Cogn Neurodyn*, vol. 14, no. 6, pp. 815–828, 2020, doi: 10.1007/s11571-020-09634-1.
- [73] Y. Zhang *et al.*, "An Investigation of Deep Learning Models for EEG-Based Emotion Recognition," *Front. Neurosci.*, vol. 14. frontiersin.org, 2020, doi: 10.3389/fnins.2020.622759.
- [74] R. Nawaz, K. H. Cheah, H. Nisar, and V. V. Yap, "Comparison of Different Feature Extraction Methods for EEG-Based Emotion Recognition," *Biocybern Biomed Eng*, vol. 40, no. 3, pp. 910–926, 2020, doi: 10.1016/j.bbe.2020.04.005.
- [75] W. L. Zheng, Z. F. Shi, and B. L. Lv, "Building Cross-Subject EEG-Based Affective Models Using Heterogeneous Transfer Learning," *Jisuanji Xuebao/Chin. J. Comput.*, vol. 43, no. 2, pp. 177–189, 2020, doi: 10.11897/SP.J.1016.2020.00177.
- [76] C. Wei, L. Ian Chen, Z. zhen Song, X. guang Lou, and D. dong Li, "EEG-based Emotion Recognition Using Simple Recurrent Units Network and Ensemble Learning," *Biomed Signal Process Control*, vol. 58, 2020, doi: 10.1016/j.bspc.2019.101756.
- [77] Z. Wang, Y. Wang, J. Zhang, C. Hu, Z. Yin, and Y. Song, "Spatial-Temporal Feature Fusion Neural Network for EEG-based Emotion Recognition," *IEEE Trans Instrum Meas*, vol. 71, p. 1, 2022, doi: 10.1109/tim.2022.3165280.

- [78] Z. Wang, Y. Wang, C. Hu, Z. Yin, and Y. Song, "Transformers for EEG-Based Emotion Recognition: A Hierarchical Spatial Information Learning Model," *IEEE Sens J*, vol. 22, no. 5, pp. 4359–4368, 2022, doi: 10.1109/JSEN.2022.3144317.
- [79] L. Zhao, X. Yan, and B. Lu, "Plug-and-Play Domain Adaptation for Cross-Subject EEG-based Emotion Recognition," *AAAI Conf. Artif. Intell.*, vol. 1, pp. 863–870, 2021. [Online]. Available: https://api.elsevier.com/content/abstract/scopus_id/85111479770
- [80] A. Subasi, T. Tuncer, S. Dogan, D. Tanko, and U. Sakoglu, "EEG-based Emotion Recognition using Tunable Q Wavelet Transform and Rotation Forest Ensemble Classifier," *Biomed Signal Process Control*, vol. 68, 2021, doi: 10.1016/j.bspc.2021.102648.
- [81] Q. Zhu, G. Lu, and J. Yan, "Valence-arousal Model Based Emotion Recognition Using EEG, Peripheral Physiological Signals and Facial Expression," *ACM Int. Conf. Proceeding Ser.*, pp. 81–85, 2020, doi: 10.1145/3380688.3380694.
- [82] I. V. Stuldreher, N. Thammasan, J. B. F. van Erp, and A. M. Brouwer, "Physiological Synchrony in EEG, Electrodermal Activity and Heart Rate Detects Attentionally Relevant Events in Time," *Front Neurosci*, vol. 14, 2020, doi: 10.3389/fnins.2020.575521.
- [83] N. S. Suhaimi, J. Mountstephens, and J. Teo, "EEG-Based Emotion Recognition: A State-of-the-Art Review of Current Trends and Opportunities," *Comput. Intell. Neurosci.*, vol. 2020, 2020, doi: 10.1155/2020/8875426.
- [84] M. Yu *et al.*, "EEG-based Emotion Recognition in An Immersive Virtual Reality Environment: from Local Activity to Brain Network Features," *Biomed Signal Process Control*, vol. 72, 2022, doi: 10.1016/j.bspc.2021.103349.
- [85] C. Pan, C. Shi, H. Mu, J. Li, and X. Gao, "EEG-based Emotion Recognition Using Logistic Regression with Gaussian Kernel and Laplacian Prior and Investigation of Critical Frequency Bands," *Appl. Sci. (Switzerland)*, vol. 10, no. 5, 2020, doi: 10.3390/app10051619.
- [86] T. Numata, M. Kiguchi, and H. Sato, "Multiple-Time-Scale Analysis of Attention as Revealed by EEG, NIRS, and Pupil Diameter Signals During a Free Recall Task: A Multimodal Measurement Approach," *Front Neurosci*, vol. 13, 2019, doi: 10.3389/fnins.2019.01307.
- [87] C. Qing, R. Qiao, X. Xu, and Y. Cheng, "Interpretable Emotion Recognition Using EEG Signals," *IEEE Access*, vol. 7, pp. 94160–94170, 2019, doi: 10.1109/ACCESS.2019.2928691.
- [88] S. Yaacob, N. A. Izzati Affandi, P. Krishnan, A. Rasyadan, M. Yaakop, and F. Mohamed, "Drowsiness detection using EEG and ECG signals," in *IEEE Int. Conf. Artif. Intell. Eng. Technol., IICAIET 2020*, 2020, pp. 1-5, doi: 10.1109/IICAIET49801.2020.9257867.
- [89] T. Tuncer, S. Dogan, M. Baygin, and U. Rajendra Acharya, "Tetromino Pattern Based Accurate EEG Emotion Classification Model," *Artif Intell Med*, vol. 123, 2022, doi: 10.1016/j.artmed.2021.102210.
- [90] M. H. R. Rabbani and S. M. R. Islam, "Multimodal Decision Fusion of EEG and fNIRS Signals," in *2021 5th Int. Conf. Electr. Eng. Inf. Commun. Technol. ICEEICT 2021*, 2021, pp. 1-6, doi: 10.1109/ICEEICT53905.2021.9667844.
- [91] T. Song, W. Zheng, P. Song, and Z. Cui, "EEG Emotion Recognition Using Dynamical Graph Convolutional Neural Networks," *IEEE Trans Affect Comput*, vol. 11, no. 3, pp. 532–541, 2020, doi: 10.1109/TAFFC.2018.2817622.
- [92] S. Rayatdoost, D. Rudrauf, and M. Soleymani, "Expression-Guided EEG Representation Learning for Emotion Recognition," *ICASSP, IEEE Int. Conf. Acoust. Speech Signal Process. - Proc.*, vol. 2020-May, pp. 3222–3226, 2020, doi: 10.1109/ICASSP40776.2020.9053004.
- [93] M. M. Rahman *et al.*, "Recognition of Human Emotions Using EEG Signals: A Review," *Comput Biol Med*, vol. 136, 2021, doi: 10.1016/j.combiomed.2021.104696.
- [94] D. S. Naser and G. Saha, "Influence of Music Liking on EEG Based Emotion Recognition," *Biomed Signal Process Control*, vol. 64, 2021, doi: 10.1016/j.bspc.2020.102251.
- [95] W. L. Zheng, J. Y. Zhu, and B. L. Lu, "Identifying Stable Patterns Over Time for Emotion Recognition from EEG," *IEEE Trans Affect Comput*, vol. 10, no. 3, pp. 417–429, 2019, doi: 10.1109/TAFFC.2017.2712143.
- [96] G. Xiao, M. Shi, M. Ye, B. Xu, Z. Chen, and Q. Ren, "4D Attention-Based Neural Network For EEG Emotion Recognition," *Cogn Neurodyn*, vol. 16, no. 4, pp. 805–818, 2022, doi: 10.1007/s11571-021-09751-5.
- [97] H. Ullah, M. Uzair, A. Mahmood, M. Ullah, S. D. Khan, and F. A. Cheikh, "Internal Emotion Classification Using EEG Signal with Sparse Discriminative Ensemble," *IEEE Access*, vol. 7, pp. 40144–40153, 2019, doi: 10.1109/ACCESS.2019.2904400.

- [98] D. Panda, D. Das Chakladar, and T. Dasgupta, "Multimodal System For Emotion Recognition Using Eeg And Customer Review," *Adv. Intell. Syst. Comput.*, vol. 1112, pp. 399–410, 2020, doi: 10.1007/978-981-15-2188-1_32.
- [99] N. S. Suhaimi, J. Mountstephens, and J. Teo, "A Dataset for Emotion Recognition Using Virtual Reality and EEG (DER-VREEG): Emotional State Classification Using Low-Cost Wearable VR-EEG Headsets," *Big Data Cogn. Comput.*, vol. 6, no. 1, 2022, doi: 10.3390/bdcc6010016.
- [100] X. Zhong, Z. Yin, and J. Zhang, "Cross-Subject Emotion Recognition from EEG Using Convolutional Neural Networks," *Chin. Control Conf., CCC*, vol. 2020-July, pp. 7516–7521, 2020, doi: 10.23919/CCC50068.2020.9189559.
- [101] H. Zhang, "Expression-eeg Based Collaborative Multimodal Emotion Recognition Using Deep Autoencoder," *IEEE Access*, vol. 8, pp. 164130–164143, 2020, doi: 10.1109/ACCESS.2020.3021994.
- [102] Z. Yin, L. Liu, J. Chen, B. Zhao, and Y. Wang, "Locally Robust EEG Feature Selection For Individual-Independent Emotion Recognition," *Expert Syst Appl*, vol. 162, 2020, doi: 10.1016/j.eswa.2020.113768.
- [103] B. Xing *et al.*, "Exploiting EEG Signals and Audiovisual Feature Fusion for Video Emotion Recognition," *IEEE Access*, vol. 7, pp. 59844–59861, 2019, doi: 10.1109/ACCESS.2019.2914872.
- [104] D. Williams, A. Thomas, C. Allen, B. Cox, and C. Clark, "Towards Neural Correlates of Environmental Noise Soundscapes: EEG and Acoustic Features," *Proc. 27th Int. Congr. Sound Vib. ICSV 2021*, pp. 1-8, 2021. [Online]. Available: https://api.elsevier.com/content/abstract/scopus_id/85117436128
- [105] Z. M. Wang, S. Y. Hu, and H. Song, "Channel Selection Method for EEG Emotion Recognition Using Normalized Mutual Information," *IEEE Access*, vol. 7, pp. 143303–143311, 2019, doi: 10.1109/ACCESS.2019.2944273.
- [106] Y. Wang, Y. Liu, L. Yao, and X. Zhao, "Network Features of Simultaneous EEG and Fmri Predict Working Memory Load," *Prog. Biomed. Opt. Imaging - Proc. SPIE*, vol. 11313, pp. 65, 2020, doi: 10.1117/12.2548415.
- [107] J. Wang and M. Wang, "Review of the Emotional Feature Extraction and Classification Using EEG Signals," *Cognitive Robotics*, vol. 1, pp. 29–40, 2021, doi: 10.1016/j.cogr.2021.04.001.
- [108] A. Topic and M. Russo, "Emotion Recognition Based On EEG Feature Maps Through Deep Learning Network," *Eng. Sci. Technol. Int. J.*, vol. 24, no. 6, pp. 1442–1454, 2021, doi: 10.1016/j.jestch.2021.03.012.
- [109] Y. Sun, H. Ayaz, and A. N. Akansu, "Multimodal Affective State Assessment Using Fnrirs+ EEG and Spontaneous Facial Expression," *Brain Sci*, vol. 10, no. 2, pp. 85, 2020, doi: 10.3390/brainsci10020085.
- [110] D. Shukla, P. P. Kundu, R. Malapati, S. Poudel, Z. Jin, and V. V Phoha, "Thinking Unveiled: An Inference and Correlation Model to Attack EEG Biometrics," *Digit. Threats: Res. Pract.*, vol. 1, no. 2, pp. 1-29, 2020, doi: 10.1145/3374137.
- [111] V. Padhmashree and A. Bhattacharyya, "Human Emotion Recognition Based On Time–Frequency Analysis of Multivariate EEG Signal," *Knowl Based Syst*, vol. 238, 2022, doi: 10.1016/j.knosys.2021.107867.
- [112] H. Zeng *et al.*, "EEG Emotion Classification Using an Improved Sincnet-Based Deep Learning Model," *Brain Sci*, vol. 9, no. 11, pp. 1-15, 2019, doi: 10.3390/brainsci9110326.
- [113] Y. Yang, Q. Gao, Y. Song, X. Song, Z. Mao, and J. Liu, "Investigating of Deaf Emotion Cognition Pattern by EEG and Facial Expression Combination," *IEEE J Biomed Health Inform*, vol. 26, no. 2, pp. 589–599, 2022, doi: 10.1109/JBHI.2021.3092412.
- [114] Y. Yang, Q. Gao, X. Song, Y. Song, Z. Mao, and J. Liu, "Facial Expression and EEG Fusion for Investigating Continuous Emotions of Deaf Subjects," *IEEE Sens J*, vol. 21, no. 15, pp. 16894–16903, 2021, doi: 10.1109/JSEN.2021.3078087.
- [115] K. Yang, L. Tong, J. Shu, N. Zhuang, B. Yan, and Y. Zeng, "High Gamma Band EEG Closely Related to Emotion: Evidence From Functional Network," *Front Hum Neurosci*, vol. 14, pp. 1-12, 2020, doi: 10.3389/fnhum.2020.00089.
- [116] H. Yang, J. Han, and K. Min, "A Multi-Column CNN Model for Emotion Recognition from EEG Signals," *Sensors (Switzerland)*, vol. 19, no. 21, pp. 1-12, 2019, doi: 10.3390/s19214736.
- [117] X. Xing, Z. Li, T. Xu, L. Shu, B. Hu, and X. Xu, "SAE+LSTM: A New Framework for Emotion Recognition from Multi-Channel EEG," *Front Neurobot*, vol. 13, pp. 1-14, 2019, doi: 10.3389/fnbot.2019.00037.

- [118] A. Rahman *et al.*, “Multimodal EEG and Keystroke Dynamics Based Biometric System Using Machine Learning Algorithms,” *IEEE Access*, vol. 9, pp. 94625–94643, 2021, doi: 10.1109/ACCESS.2021.3092840.
- [119] A. N. Pusarla, B. A. Singh, and C. S. Tripathi, “Learning Densenet Features From EEG Based Spectrograms for Subject Independent Emotion Recognition,” *Biomed Signal Process Control*, vol. 74, 2022, doi: 10.1016/j.bspc.2022.103485.
- [120] L. Piho and T. Tjahjadi, “A Mutual Information Based Adaptive Windowing of Informative EEG for Emotion Recognition,” *IEEE Trans Affect Comput*, vol. 11, no. 4, pp. 722–735, 2020, doi: 10.1109/TAFFC.2018.2840973.
- [121] P. Ozel, A. Akan, and B. Yilmaz, “Synchrosqueezing Transform Based Feature Extraction from EEG Signals for Emotional State Prediction,” *Biomed Signal Process Control*, vol. 52, pp. 152–161, 2019, doi: 10.1016/j.bspc.2019.04.023.
- [122] L. M. Zhao, R. Li, W. L. Zheng, and B. L. Lu, “Classification of Five Emotions from EEG and Eye Movement Signals: Complementary Representation Properties,” *Int. IEEE/EMBS Conf. Neural Eng., NER*, vol. 2019-March, pp. 611–614, 2019, doi: 10.1109/NER.2019.8717055.
- [123] Y. Yin, X. Zheng, B. Hu, Y. Zhang, and X. Cui, “EEG Emotion Recognition Using Fusion Model Of Graph Convolutional Neural Networks and LSTM,” *Appl Soft Comput*, vol. 100, pp. 1-40, 2021, doi: 10.1016/j.asoc.2020.106954.
- [124] Y. Wang, S. Qiu, X. Ma, and H. He, “A Prototype-Based SPD Matrix Network For Domain Adaptation EEG Emotion Recognition,” *Pattern Recognit*, vol. 110, pp. 1-12, 2021, doi: 10.1016/j.patcog.2020.107626.
- [125] X. H. Wang, T. Zhang, X. M. Xu, L. Chen, X. F. Xing, and C. L. P. Chen, “EEG Emotion Recognition Using Dynamical Graph Convolutional Neural Networks and Broad Learning System,” in *Proc. - 2018 IEEE Int. Conf. Bioinform. Biomed. BIBM 2018*, 2019, pp. 1240–1244, doi: 10.1109/BIBM.2018.8621147.
- [126] T. Tuncer, S. Dogan, and A. Subasi, “A New Fractal Pattern Feature Generation Function Based Emotion Recognition Method Using EEG,” *Chaos Solit. Fractals*, vol. 144, pp. 1-14, 2021, doi: 10.1016/j.chaos.2021.110671.
- [127] S. Sheykhivand, Z. Mousavi, T. Y. Rezaei, and A. Farzamnia, “Recognizing Emotions Evoked by Music Using CNN-LSTM Networks on EEG Signals,” *IEEE Access*, vol. 8, pp. 139332–139345, 2020, doi: 10.1109/ACCESS.2020.3011882.
- [128] S. Rayatdoost, D. Rudrauf, and M. Soleymani, “Multimodal Gated Information Fusion for Emotion Recognition from EEG Signals and Facial Behaviors,” in *ICMI 2020 - Proc. 2020 Int. Conf. Multimodal Interact.*, 2020, pp. 655–659, doi: 10.1145/3382507.3418867.
- [129] Y. Zhao and D. Chen, “Expression EEG Multimodal Emotion Recognition Method Based on the Bidirectional LSTM and Attention Mechanism,” *Comput Math Methods Med*, vol. 2021, 2021, doi: 10.1155/2021/9967592.
- [130] D. I. Wu, J. Zhang, and Q. Zhao, “Multimodal Fused Emotion Recognition about Expression-EEG Interaction and Collaboration Using Deep Learning,” *IEEE Access*, vol. 8, pp. 133180–133189, 2020, doi: 10.1109/ACCESS.2020.3010311.
- [131] G. A. M. Vasiljevic and L. C. de Miranda, “Brain–Computer Interface Games Based on Consumer-Grade EEG Devices: A Systematic Literature Review,” *Int. J. Hum.-Comput. Interact.*, vol. 36, no. 2, pp. 105–142, 2020, doi: 10.1080/10447318.2019.1612213.
- [132] P. Pandey and K. R. Seeja, “Subject Independent Emotion Recognition System for People with Facial Deformity: An EEG Based Approach,” *J Ambient Intell Humaniz Comput*, vol. 12, no. 2, pp. 2311–2320, 2021, doi: 10.1007/s12652-020-02338-8.
- [133] X. Zheng, X. Liu, Y. Zhang, L. Cui, and X. Yu, “A Portable HCI System-Oriented EEG Feature Extraction and Channel Selection for Emotion Recognition,” *Int. J. Intell. Syst.*, vol. 36, no. 1, pp. 152–176, 2021, doi: 10.1002/int.22295.
- [134] N. Salankar, P. Mishra, and L. Garg, “Emotion Recognition from EEG Signals Using Empirical Mode Decomposition and Second-Order Difference Plot,” *Biomed Signal Process Control*, vol. 65, 2021, doi: 10.1016/j.bspc.2020.102389.
- [135] N. Saffaryazdi *et al.*, “Using Facial Micro-Expressions in Combination With EEG and Physiological Signals for Emotion Recognition,” *Front. Psychol.*, vol. 13, 2022, doi: 10.3389/fpsyg.2022.864047.
- [136] Y. Wang, W. B. Jiang, R. Li, and B. L. Lu, “Emotion Transformer Fusion: Complementary Representation Properties of EEG and Eye Movements on Recognizing Anger and Surprise,”

- Proc. - 2021 IEEE Int. Conf. Bioinform. Biomed., BIBM 2021*, 2021, pp. 1575–1578, doi: 10.1109/BIBM52615.2021.9669556.
- [137] D. O. Nahmias and K. L. Kontson, “Quantifying Signal Quality From Unimodal and Multimodal Sources: Application to EEG With Ocular and Motion Artifacts,” *Front Neurosci*, vol. 15, 2021, doi: 10.3389/fnins.2021.566004.
- [138] F. Yang, X. Zhao, W. Jiang, P. Gao, and G. Liu, “Multi-method Fusion of Cross-Subject Emotion Recognition Based on High-Dimensional EEG Features,” *Front Comput Neurosci*, vol. 13, 2019, doi: 10.3389/fncom.2019.00053.
- [139] A. Momenzhad, “Matching Pursuit Algorithm for Enhancing EEG Signal Quality and Increasing the Accuracy and Efficiency of Emotion Recognition,” *Biomed. Tech.*, vol. 65, no. 4, pp. 393–404, 2020, doi: 10.1515/bmt-2019-0327.
- [140] M. K. Yeung and V. W. Chu, “Viewing Neurovascular Coupling Through the Lens of Combined EEG – Fnirs : A Systematic Review of Current Methods,” *Psychophysiology*, vol. 59, no. 6, 2022, doi: 10.1111/psyp.14054.
- [141] K. V Sidorov and N. I. Bodrina, “Monitoring the Characteristics of Human Emotional Reactions Based on the Analysis of Attractors Reconstructed According to EEG Patterns,” *Adv. Intell. Syst. Comput.*, vol. 1295, pp. 430–443, 2020, doi: 10.1007/978-3-030-63319-6_40.
- [142] C. Tan, M. Šarlija, and N. Kasabov, “NeuroSense: Short-term Emotion Recognition and Understanding Based On Spiking Neural Network Modelling of Spatio-Temporal EEG Patterns,” *Neurocomputing*, vol. 434, pp. 137–148, 2021, doi: 10.1016/j.neucom.2020.12.098.
- [143] S. Taran and V. Bajaj, “Emotion Recognition from Single-Channel EEG Signals Using a Two-Stage Correlation and Instantaneous Frequency-Based Filtering Method,” *Comput Methods Programs Biomed*, vol. 173, pp. 157–165, 2019, doi: 10.1016/j.cmpb.2019.03.015.
- [144] P. Sarkar and A. Etemad, “Self-Supervised Learning for ECG-Based Emotion Recognition,” *ICASSP, IEEE Int. Conf. Acoust. Speech Signal Process. - Proceedings*, vol. 2020-May, pp. 3217–3221, 2020, doi: 10.1109/ICASSP40776.2020.9053985.
- [145] C. Yaacoubi, R. Besrou, and Z. Lachiri, “A Multimodal Biometric Identification System Based On ECG and PPG Signals,” in *ACM Int. Conf. Proceeding Ser.*, 2020, pp. 1-6, doi: 10.1145/3423603.3424053.
- [146] A. Sepúlveda, F. Castillo, C. Palma, and M. Rodriguez-Fernandez, “Emotion Recognition from Ecg Signals Using Wavelet Scattering and Machine Learning,” *Appl. Sci. (Switzerland)*, vol. 11, no. 11, pp. 1-14, 2021, doi: 10.3390/app11114945.
- [147] Pushparaj, A. Kumar, and G. Saini, “Comparative Study of Biomedical Physiological based ECG Signal heart monitoring for Human body,” *CEUR Workshop Proc.*, vol. 3058, 2021. [Online]. Available: https://api.elsevier.com/content/abstract/scopus_id/85122698933
- [148] R. Song, H. Chen, J. Cheng, C. Li, Y. Liu, and X. Chen, “PulseGAN: Learning to Generate Realistic Pulse Waveforms in Remote Photoplethysmography,” *IEEE J Biomed Health Inform.*, vol. 25, no. 5, pp. 1373–1384, 2021, doi: 10.1109/JBHI.2021.3051176.
- [149] X. Zhao and G. Sun, “A Multi-Class Automatic Sleep Staging Method Based on Photoplethysmography Signals,” *Entropy*, vol. 23, no. 1, pp. 1–12, 2021, doi: 10.3390/e23010116.
- [150] R. Yuvaraj *et al.*, “On the Analysis of EEG Power, Frequency and Asymmetry in Parkinson’s Disease During Emotion Processing,” *Behav. Brain Funct.*, vol. 10, no. 1, pp. 1-19, 2014, doi: 10.1186/1744-9081-10-12.
- [151] S. Zaunseder, A. Trumpp, D. Wedekind, and H. Malberg, “Cardiovascular Assessment by Imaging Photoplethysmography-A Review,” *Biomed. Tech.*, vol. 63, no. 5, pp. 529–535, 2018, doi: 10.1515/bmt-2017-0119.
- [152] J. Marín-Morales *et al.*, “Affective Computing in Virtual Reality: Emotion Recognition from Brain and Heartbeat Dynamics Using Wearable Sensors,” *Sci Rep*, vol. 8, no. 1, 2018, doi: 10.1038/s41598-018-32063-4.
- [153] V. P. Rachim and W.-Y. Chung, “Multimodal Wrist Biosensor for Wearable Cuff-less Blood Pressure Monitoring System,” *Sci Rep*, vol. 9, no. 1, p. 7947, 2019, doi: 10.1038/s41598-019-44348-3.
- [154] L. Shu *et al.*, “Wearable Emotion Recognition Using Heart Rate Data from a Smart Bracelet,” *Sensors*, vol. 20, no. 3, p. 718, Jan. 2020, doi: 10.3390/s20030718.
- [155] N. Siddiqui and R. H. M. Chan, “Multimodal Hand Gesture Recognition Using Single IMU and Acoustic Measurements at Wrist,” *PLoS One*, vol. 15, no. 1, 2020, doi: 10.1371/journal.pone.0227039.

- [156] L. Shu *et al.*, “Wearable Emotion Recognition Using Heart Rate Data from a Smart Bracelet,” *Sensors*, vol. 20, no. 3, p. 718, 2020, doi: 10.3390/s20030718.
- [157] Q. Lin *et al.*, “Wearable Multiple Modality Bio-Signal Recording and Processing on Chip: A Review,” *IEEE Sens J*, vol. 21, no. 2, pp. 1108–1123, 2021, doi: 10.1109/JSEN.2020.3016115.
- [158] F. S. Tsai, Y. M. Weng, C. J. Ng, and C. C. Lee, “Pain Versus Affect? An Investigation in the Relationship Between Observed Emotional States and Self-Reported Pain,” in *2019 Asia-Pac. Signal Inf. Process. Assoc. Annu. Summit Conf., APSIPA ASC 2019*, 2019 pp. 508–512, doi: 10.1109/APSIPAASC47483.2019.9023134.
- [159] P. K. Murali, M. Kaboli, and R. Dahiya, “Intelligent In-Vehicle Interaction Technologies,” *Advanced Intelligent Systems*, vol. 4, no. 2, p. 2100122, 2022, doi: 10.1002/aisy.202100122.
- [160] S. Khan, S. Ali, and A. Bermak, “Recent Developments in Printing Flexible and Wearable Sensing Electronics for Healthcare Applications,” *Sensors*, vol. 19, no. 5, p. 1230, Mar. 2019, doi: 10.3390/s19051230.
- [161] J. S. Heo, M. F. Hossain, and I. Kim, “Challenges in Design and Fabrication of Flexible/Stretchable Carbon- and Textile-Based Wearable Sensors for Health Monitoring: A Critical Review,” *Sensors*, vol. 20, no. 14, p. 3927, Jul. 2020, doi: 10.3390/s20143927.
- [162] K. López-de-Ipiña *et al.*, “On the Selection of Non-Invasive Methods Based on Speech Analysis Oriented to Automatic Alzheimer Disease Diagnosis,” *Sensors*, vol. 13, no. 5, pp. 6730–6745, May 2013, doi: 10.3390/s130506730.
- [163] K. López-de-Ipiña *et al.*, “On Automatic Diagnosis of Alzheimer’s Disease Based on Spontaneous Speech Analysis and Emotional Temperature,” *Cognit Comput*, vol. 7, no. 1, pp. 44–55, 2015, doi: 10.1007/s12559-013-9229-9.
- [164] S. Mirsamadi, E. Barsoum, and C. Zhang, “Automatic Speech Emotion Recognition Using Recurrent Neural Networks with Local Attention,” in *2017 IEEE Int. Conf. Acoust. Speech Signal Process. (ICASSP)*, 2017, pp. 2227–2231, doi: 10.1109/ICASSP.2017.7952552.
- [165] S. Yoon, S. Byun, and K. Jung, “Multimodal Speech Emotion Recognition Using Audio and Text,” in *2018 IEEE Spok. Lang. Technol. Workshop SLT 2018 - Proc.*, pp. 112–118, 2019, doi: 10.1109/SLT.2018.8639583.
- [166] J. Akram and A. Tahir, “Lexicon and Heuristics Based Approach for Identification of Emotion in Text,” in *Proc. - 2018 Int. Conf. Front. Inf. Technol. FIT 2018*, 2019, pp. 293–297, doi: 10.1109/FIT.2018.00058.
- [167] M. B. Akçay and K. Oğuz, “Speech Emotion Recognition: Emotional Models, Databases, Features, Preprocessing Methods, Supporting Modalities, and Classifiers,” *Speech Commun.*, vol. 116, pp. 56–76, 2020, doi: 10.1016/j.specom.2019.12.001.
- [168] S. N. Mohammed and A. K. Hassan, “Automatic Voice Activity Detection Using Fuzzy-Neuro Classifier,” *J. Eng. Sci. Technol.*, vol. 15, no. 5, pp. 2854–2870, 2020.
- [169] L. Sun, B. Zou, S. Fu, J. Chen, and F. Wang, “Speech Emotion Recognition Based On DNN-Decision Tree SVM Model,” *Speech Commun.*, vol. 115, pp. 29–37, 2019, doi: 10.1016/j.specom.2019.10.004.
- [170] L. Sun, S. Fu, and F. Wang, “Decision Tree SVM Model with Fisher Feature Selection for Speech Emotion Recognition,” *EURASIP J Audio Speech Music Process*, vol. 2019, no. 1, pp. 1–14, 2019, doi: 10.1186/s13636-018-0145-5.
- [171] W. Mellouk and W. Handouzi, “Facial Emotion Recognition Using Deep Learning: Review and Insights,” *Procedia Comput. Sci.*, vol. 175, pp. 689–694, 2020, doi: 10.1016/j.procs.2020.07.101.
- [172] S. K. Singh, R. K. Thakur, S. Kumar, and R. Anand, “Deep Learning and Machine Learning based Facial Emotion Detection using CNN,” in *Proc. 2022 9th Int. Conf. Comput. Sustain. Glob. Dev., INDIACom 2022*, 2022, pp. 530–535, doi: 10.23919/INDIACom54597.2022.9763165.
- [173] B. Nakisa, M. N. Rastgoo, A. Rakotonirainy, F. Maire, and V. Chandran, “Automatic Emotion Recognition Using Temporal Multimodal Deep Learning,” *IEEE Access*, vol. 8, pp. 225463–225474, 2020, doi: 10.1109/ACCESS.2020.3027026.
- [174] G. Muhammad and M. S. Hossain, “Emotion Recognition for Cognitive Edge Computing Using Deep Learning,” *IEEE Internet Things J*, vol. 8, no. 23, pp. 16894–16901, 2021, doi: 10.1109/JIOT.2021.3058587.
- [175] S. Zhang, X. Tao, Y. Chuang, and X. Zhao, “Learning Deep Multimodal Affective Features for Spontaneous Speech Emotion Recognition,” *Speech Commun.*, vol. 127, pp. 73–81, 2021, doi: 10.1016/j.specom.2020.12.009.

- [176] P. V Rouast, M. T. P. Adam, and R. Chiong, "Deep Learning for Human Affect Recognition: Insights and New Developments," *IEEE Trans Affect Comput*, vol. 12, no. 2, pp. 524–543, 2021, doi: 10.1109/TAFFC.2018.2890471.
- [177] Z. Wang, X. Zhou, W. Wang, and C. Liang, "Emotion Recognition Using Multimodal Deep Learning in Multiple Psychophysiological Signals and Video," *Int. J. Mach. Learn. Cybern.*, vol. 11, no. 4, pp. 923–934, 2020, doi: 10.1007/s13042-019-01056-8.
- [178] R. Sharma, R. B. Pachori, and P. Sircar, "Automated Emotion Recognition Based On Higher Order Statistics and Deep Learning Algorithm," *Biomed Signal Process Control*, vol. 58, 2020, doi: 10.1016/j.bspc.2020.101867.
- [179] L. Schoneveld, A. Othmani, and H. Abdelkawy, "Leveraging Recent Advances in Deep Learning for Audio-Visual Emotion Recognition," *Pattern Recognit Lett.*, vol. 146, pp. 1–7, 2021, doi: 10.1016/j.patrec.2021.03.007.
- [180] J. Parry *et al.*, "Analysis of Deep Learning Architectures for Cross-Corpus Speech Emotion Recognition," *Proc. Annu. Conf. Int. Speech Commun. Assoc., INTERSPEECH*, vol. 2019-Septe. pp. 1656–1660, 2019, doi: 10.21437/Interspeech.2019-2753.
- [181] D. Nguyen *et al.*, "Deep Auto-Encoders With Sequential Learning for Multimodal Dimensional Emotion Recognition," *IEEE Trans Multimedia*, vol. 24, pp. 1313–1324, 2022, doi: 10.1109/TMM.2021.3063612.
- [182] S. D. Subramaniam and B. Dass, "Automated Noiceptive Pain Assessment Using Physiological Signals and a Hybrid Deep Learning Network," *IEEE Sens J*, vol. 21, no. 3, pp. 3335–3343, 2021, doi: 10.1109/JSEN.2020.3023656.
- [183] X. Zhang, M. J. Wang, and X. Da Guo, "Multi-modal Emotion Recognition Based on Deep Learning in Speech, Video and Text," in *2020 IEEE 5th Int. Conf. Signal Image Process., ICSIP 2020*, 2020, pp. 328–333, doi: 10.1109/ICSIP49896.2020.9339464.
- [184] A. Sakalle, P. Tomar, H. Bhardwaj, D. Acharya, and A. Bhardwaj, "A LSTM Based Deep Learning Network for Recognizing Emotions Using Wireless Brainwave Driven System," *Expert Syst Appl*, vol. 173, 2021, doi: 10.1016/j.eswa.2020.114516.
- [185] A. I. Middy, B. Nag, and S. Roy, "Deep Learning Based Multimodal Emotion Recognition Using Model-Level Fusion of Audio-Visual Modalities," *Knowl Based Syst*, vol. 244, 2022, doi: 10.1016/j.knsys.2022.108580.
- [186] Z. Sun, P. K. Sarma, W. A. Sethares, and Y. Liang, "Learning Relationships Between Text, Audio, and Video Via Deep Canonical Correlation for Multimodal Language Analysis," in *AAAI 2020 - 34th AAAI Conf. Artif. Intell.*, 2020, pp. 8992–8999, doi: 10.1609/aaai.v34i05.6431.
- [187] C. Tan, G. Ceballos, N. Kasabov, and N. P. Subramaniyam, "Fusionsense: Emotion Classification Using Feature Fusion of Multimodal Data and Deep Learning in a Brain-Inspired Spiking Neural Network," *Sensors (Switzerland)*, vol. 20, no. 18, pp. 1–27, 2020, doi: 10.3390/s20185328.
- [188] M. Ravikiran and K. Madgula, "Fusing Deep Quick Response Code Representations Improves Malware Text Classification," *WCRML 2019 - Proc. ACM Workshop Crossmodal Learn. Appl.*, pp. 11–18, 2019, doi: 10.1145/3326459.3329166.
- [189] Z. Yao, Z. Wang, W. Liu, Y. Liu, and J. Pan, "Speech Emotion Recognition Using Fusion of Three Multi-Task Learning-Based Classifiers: HSF-DNN, MS-CNN and LLD-RNN," *Speech Commun.*, vol. 120, pp. 11–19, 2020, doi: 10.1016/j.specom.2020.03.005.
- [190] C. M. Aqduş Ilyas, R. Nunes, K. Nasrollahi, M. Rehm, and T. B. Moeslund, "Deep Emotion Recognition Through Upper Body Movements and Facial Expression," *VISIGRAPP 2021 - Proc. 16th Int. Jt. Conf. Comput. Vis. Imaging Comput. Graph. Theory Appl.*, vol. 5, pp. 669–679, 2021, doi: 10.5220/0010359506690679.
- [191] S. Emerich, E. Lupu, and A. Apatcan, "Emotions Recognition by Speech and Facial Expressions Analysis," *Eur. Signal Process. Conf.*, 2009, pp. 1617–1621.
- [192] P. Ekman and W. V Friesen, "Facial Action Coding System: A Technique For The Measurement Of Facial Movement," 1978.
- [193] P. Ekman and E. L. Rosenberg, *What the Face Reveals Basic and Applied Studies of Spontaneous Expression Using the Facial Action Coding System (FACS)*. in Series in affective science. New York, NY, US: Oxford University Press, 2005, doi: 10.1093/acprof:oso/9780195179644.001.0001.
- [194] T. Buzan, C. Griffiths, and J. Harrison, *Mind Maps for Business: Using the Ultimate Thinking Tool to Revolutionise How You Work*. Pearson, 2014.

● **19% Overall Similarity**

Top sources found in the following databases:

- 17% Internet database
- 6% Publications database
- Crossref database
- Crossref Posted Content database
- 7% Submitted Works database

TOP SOURCES

The sources with the highest number of matches within the submission. Overlapping sources will not be displayed.

1	journal.unnes.ac.id Internet	9%
2	Universitas Diponegoro on 2019-06-20 Submitted works	2%
3	jurnal.iaii.or.id Internet	1%
4	jurnalnasional.ump.ac.id Internet	<1%
5	Brais Martinez, Michel F. Valstar, Bihan Jiang, Maja Pantic. "Automatic... Crossref	<1%
6	springerprofessional.de Internet	<1%
7	Mehmet Berkehan Akçay, Kaya Oğuz. "Speech emotion recognition: E... Crossref	<1%
8	research.nottingham.edu.cn Internet	<1%

9	ru.booksc.eu Internet	<1%
10	jurnal.fikom.umi.ac.id Internet	<1%
11	"Advances in Neural Networks - ISSN 2019", Springer Science and Busi... Crossref	<1%
12	Australian National University on 2023-05-21 Submitted works	<1%
13	Universitas Dian Nuswantoro on 2019-08-08 Submitted works	<1%
14	Wenbo Zheng, Lan Yan, Fei-Yue Wang. "Two Birds With One Stone: Kno... Crossref	<1%
15	Zekun Tian, Dahua Li, Yi Yang, Fazheng Hou, Zhiyi Yang, Yu Song, Qian... Crossref	<1%
16	ijair.id Internet	<1%
17	link.springer.com Internet	<1%
18	mdpi.com Internet	<1%
19	Akshita Sharma, Vriddhi Bajaj, Jatin Arora. "Machine Learning Techniq... Crossref	<1%
20	Ashish Ramayee Asokan, Nidarshan Kumar, Anirudh V Ragam, S S Shyl... Crossref	<1%

21	University of Lincoln on 2023-02-21 Submitted works	<1%
22	University of Macau on 2023-04-29 Submitted works	<1%
23	Youddha Beer Singh, Shivani Goel. "A systematic literature review of sp..." Crossref	<1%
24	essex on 2020-09-12 Submitted works	<1%
25	iacc.hhs.gov Internet	<1%
26	icmi.acm.org Internet	<1%
27	degruyter.com Internet	<1%
28	researchgate.net Internet	<1%

● Excluded from Similarity Report

- Bibliographic material
- Small Matches (Less than 8 words)
- Quoted material
- Manually excluded text blocks

EXCLUDED TEXT BLOCKS

Scientific Journal of Informatics Vol. 10, No. 2, May 2023 p-ISSN 2407-7658 <http://journal.unnes.ac.id>

A Systematic Literature Review of Multimodal Emotion Recognition Yeni Dwi
journal.unnes.ac.id

Abstract.Purpose: This literature review aims to identify Multimodal Emotion Reco...
journal.unnes.ac.id

Received April 2023 / Revised April 2023 / Accepted May 2023 This work is license...
journal.unnes.ac.id

METHODS This research was conducted in 3 (three) phases, including Planning, Co...
journal.unnes.ac.id