

## **The Effect of Inflation, Regional Minimum Wages, and Costs of Subsidized Housing on the Purchasing Power of Low-Income Communities with a Need to Own a Home as an Intervening Variable**

Eko Budi Satoto<sup>1\*</sup>

<sup>1</sup> Department of Management, Universitas Muhammadiyah Jember, Jalan Karimata No. 49, West Java 68124, Indonesia

Corresponding Author Email: [ekobudisatoto@unmuhjember.ac.id](mailto:ekobudisatoto@unmuhjember.ac.id)

<https://doi.org/10.18280/ijstdp.xxxxxx>

### **ABSTRACT**

**Received:**

**Accepted:**

**Keywords:**

*inflation, regional minimum wages, costs of subsidized housing, a need to own a home, purchasing power of low-income communities*

This study aims to determine the effect of inflation, regional minimum wages, and subsidized housing costs on the purchasing power of low-income communities needing to own a home as an intervening variable. This study uses the Structural Equation Modeling (SEM) method to analyze the data from the districts of East Java, Indonesia. Broadly speaking, this study found that the higher the need to own a home, the higher the purchasing power of Low-Income Communities because the population is increasing, so the need to own a place to live is also directly proportional. The practical implication of this study is that it can contribute useful information relating to the effect of inflation, regional minimum wages, and subsidized house prices on the purchasing power of low-income communities with a need to own a house as an intervening variable. Therefore, the government needs to control the impact caused by inflation in the form of rising bank interest rates by subsidizing it so that it remains stable. In the future, the government should include housing allowances in the minimum wage component. The government should not only subsidize house prices, but also production costs, so that the price of subsidized houses remains stable.

### **1. INTRODUCTION**

Home is a primary need for humans [1]. Therefore, ideally every human being or every family should have a home [2]. However, from year to year house prices are increasing. This increase in house prices is not followed by an increase in people's income [3]. With the imbalance between housing needs and the low income of this community, developers will find it difficult to sell their products, on the other hand, people with low income will find it difficult to fulfill their primary needs in the form of a house [4].

In Quarter 2 2022, the property price index in East Java reached 100.2, up 4.4 points compared to 95.8 in Quarter 1 2022. The quarter-on-quarter increase reached 4.7 percent [5]. In contrast, according to the Chairman of the DPP of the Association of Housing and Settlement Developers throughout Indonesia (Apersi) Eddy Ganefo, this decline in purchasing power has made commercial housing sales fall 75 percent [6].

In addition to the high price of housing, another factor that hinders home purchases is inflation. According to Indonesia's Finance Minister, Sri Mulyani Indrawati, with rising inflation, it will be increasingly difficult for low-income people to own a home. Of course there is a strong reason, because when there is inflation it will be followed by bank interest rates [7].

Regional Minimum Wage (UMR) is another factor that greatly affects the ability to buy a house. The higher the UMR in a region, the higher the ability of its people to buy a house. Standard house prices that are almost evenly distributed in East Java are not followed by the UMR. This has resulted in districts with low minimum wages, such as

Situbondo Regency, where the minimum wage is very small, it is very difficult to match the ability of Mojokerto Regency, where the minimum wage is very large [8].

The hope of the community to be able to buy a house is with the subsidized housing program [9]. But in reality this subsidized house is also increasingly unbalanced by the basic price of the house. So that this subsidized house is still not affordable by low-income people. This is because the selling value or price of subsidized houses remains high.

The above fact is in line with several studies [10]–[18] which state that Inflation, UMR, and Subsidized House Prices affect the Purchasing Power of Low-Income Communities. However, there is a research gap in research from [19] showing the opposite result that Inflation, UMR, and Subsidized House Prices have no effect on the Purchasing Power of Low-Income Communities.

This study contributes to the government's decision-making related to subsidized houses. Unstable world economic turmoil has resulted in recessions in several countries, including Indonesia. The recession has increased the government's basic inflation, making it more difficult for low-income people to own a home. Novelty in the study is the need to own a house as an intervening variable because the number of people's population in Indonesia is getting higher, so the need for housing is also increasing. In addition, based on the theory of national development, there is a government obligation to facilitate the community in obtaining a sense of security to live. The launch of subsidized houses is a tangible manifestation of the government's seriousness in providing convenience, especially for low-income people in owning private houses.

From the description above, the following research questions can be formulated (1) Does Inflation affect the purchasing power of low-income people? (2) Does the Regional Minimum Wage affect the Purchasing Power of Low-Income People? (3) Does the Price of Subsidized Houses affect the Purchasing Power of Low-Income People? (4) Does Inflation affect the Need to Own a House? (5) Does the Regional Minimum Wage affect the Need to Own a House? (7) Does the need to own a house affect the purchasing power of low-income people? (8) Does Inflation affect the Purchasing Power of Low-Income People through the Need to Own a House? (6) Does the price of subsidized housing affect the need to own a house? (7) Does the need to own a house affect the purchasing power of low-income people? (8) Does inflation affect the purchasing power of low-income people through the need to own a house? (9) Does the regional minimum wage affect the purchasing power of low-income people through the need to own a house? (10) Does the price of subsidized housing affect the purchasing power of low-income people through the need to own a house?

## 2. LITERATURE REVIEW

The theory of economic development is seen as a multidimensional process that involves various fundamental changes in social structures, attitudes of society, and national institutions, as well as accelerated growth, reduction of inequality, and overcoming poverty. In essence, development reflects a complete change in the social system according to various basic needs and efforts to foster the aspirations of individuals and social groups in the system. In the early stages of economic development, according to them, the relatively large ratio of government expenditures to national income. The initial stage of the government must provide various facilities and infrastructure. In the middle stage of economic development, government investment is still needed to spur growth to take off [20]–[24].

Inflation is the tendency of prices to rise generally and continuously. An increase in the price of one or two goods alone is not called inflation unless the increase extends to (or results in an increase in) a large part of the price of other goods. According to [25], inflation can be divided into two types based on the factors that give rise to it. Inflation occurs as a result of the level of the economy reaching the level of full labor unemployment and rapid economic growth. Inflation occurs due to an increase in production costs [26]–[30].

Wages are something that is obtained by labor as a form of exchange for services that have been provided to the company. The minimum wage, as regulated in government regulations No. 8 / 1981, is a wage set at the regional, sectoral, and subsectoral minimum. In this case, the minimum wage is the basic wage and benefits. The minimum basic wage is a minimally regulated basic wage both regionally, sectorally, and sub-sectorally. Meanwhile, government regulations that clearly regulated only the basic wage and do not include benefits [31]–[35].

Several terms can express prices or costs, for example, rates, rent, interest, premiums, commissions, wages, salaries, etc. From a marketing point of view, a price is a monetary unit or another measure (including goods and services) exchanged for the right of ownership or use of a good or service. Price is the only element of the marketing mix that provides income for the company, while the other three

elements are (product, distribution, and promotion) causing costs (expenses). Price is an important point in determining a company's marketing strategy because the price has a great influence on consumers' purchasing power [36]–[40].

Based on the Regulation of the Minister of Public Housing of the Republic of Indonesia no. 10 of 2012 article 1, a house is a building that functions as a livable residence, a means of family development, a reflection of the dignity and dignity of its occupancy and assets for its owner. A house is not only a building (structural) but also a place of residence that meets the requirements of a decent life, viewed from various aspects of people's lives. Home is understandable as a refuge to enjoy life, rest, and revel with the family. The house's inhabitants get the first impression of their life in this world. The house must guarantee the interests of the family, that is, to growth, give the possibility to live in association with its neighbors, and more than that; the house must give tranquility, pleasure, happiness, and comfort to all events of its life [41]–[46].

The ability to purchase power can be summed up as the capacity of consumers to buy the number of goods requested in a market with a price level at a certain income and in a certain period. Consumers with low purchasing power or relatively small incomes will tend to consume relatively cheap products with relatively small amounts in order to meet their needs due to their resources. The government has sought to obtain credit with a relatively cheap Inflation rate from the Bank. Then the cost of taking care of a very simple house certificate has been arranged according to the housing developer. To increase public affordability, the government and banks have made policies to help low-income people by providing subsidies for Home Ownership Credit Inflation [47]–[52].

## 3. HYPOTHESES DEVELOPMENT

### 3.1 The Effect of Inflation on the Purchasing Power of Low-Income Communities

High inflation will be a burden for all parties. With the regional minimum wage, the purchasing power of a currency becomes lower or decreases. With the decline in the purchasing power of currencies, people's ability to meet their living needs, goods, and services, will be lower. The unstable pace of the regional minimum wage will make planning difficult for the business world, not encourage people to save and invest, hinder development planning by the government, change the structure of the state budget and regional budget, and various other negative impacts that are not conducive to the overall economy. The result of the study by Atreya & Czajkowski (2019); Gotama & Anastasia (2021); Ma et al. (2021); Porumb et al. (2020); Prakash et al. (2021) shows that inflation affects the purchasing power of low-income people, thus,

*The first hypothesis, H0: Inflation does not affect the purchasing power of low-income people, and H1: Inflation does not affect the purchasing power of low-income people.*

### 3.2 The Effect of Regional Minimum Wage on the Purchasing Power of Low-Income Communities

The demand for an increase in the minimum wage for each district every year is intended to improve the welfare of the workers. However, for companies, it is the opposite because if the minimum wage increases, the production costs incurred are quite high, so there can be inefficiencies in the company,

and they will take policies to reduce the number of workers to increase the number of unemployed. The level of wages is also called the average level of work generally accepted in society for all kinds of work. The wage rate can be considered by the hour, day, week, month, or year. The result of the study by Chang et al. (2020); Hsu et al. (2020); Sanderson et al. (2019); Tajani et al. (2017); Yen et al. (2018) shows that the regional minimum wage affects purchasing power of low-income people. Thus, *The second hypothesis, H0: Regional Minimum Wage does not affect the Purchasing Power of Low-Income Communities, and H1: Regional Minimum Wage affects the Purchasing Power of Low-Income Communities.*

### **3.3 The Effect of the Cost of Subsidized Housing on the Purchasing Power of Low-Income Communities**

Based on the Regulation of the Minister of Public Housing of the Republic of Indonesia no. 10 of 2012, article 1 house is a building that functions as a livable place to live in, a family development facility, a reflection of the dignity of its occupants, and an asset for the owner. The price of subsidized housing is also regulated through Public Works and Human Settlements Ministerial Decree No. 242/KPTS/M/2020 concerning subsidized housing prices adjusted to the region. For the Java region, the price of subsidized housing is set at only Rp. 150.5 million, Jabodetabek Rp. 168 million. Other areas, Sumatra Rp. 150.5 million, Bangka Belitung Rp. 156.5 million, Maluku Rp. 168 million to Papua priced at Rp. 219 million. The result of the study by Bhattacharjee et al. (2021); Demko (2020); Kamau et al. (2017); Mlambo (2022); Motoryn et al. (2021); Sumirat et al. (2020) shows that subsidized house prices affect the purchasing power of low-income people. Thus, *The third hypothesis is H0: The price of subsidized housing does not affect the purchasing power of low-income people, and H1: The price of subsidized housing affects the purchasing power of low-income people.*

### **3.4 The Effect of Inflation on the Need to Own a Home**

Inflation is the increase in prices generally prevailing in an economy from one period to another. Inflation can be considered a monetary phenomenon due to a decrease in the value of the monetary calculation unit of a commodity. Several adverse impacts arise from inflation, including declining economic activity, declining levels of people's prosperity, declining real income of people with fixed incomes, reducing the value of wealth in the form of money, and worsening the division of wealth. The result of the study by Atreya & Czajkowski (2019); Gotama & Anastasia (2021); Ma et al. (2021); Porumb et al. (2020); Prakash et al. (2021) shows that inflation affects the need to own a house. Therefore,

*The fourth hypothesis, H0: Inflation has no effect on the need to own a house, and H1: Inflation affects the need to own a house.*

### **3.5 The Effect of the Regional Minimum Wage on the Need to Own a Home**

One of the factors of subsidized housing purchase decisions is income. The high income owned by consumers will have an impact on the desire to own a home that can support their prestige and personal interests in the present and the future. Besides, ability in terms of income is also one of the main factors that can make consumers buy a house in

cash or credit. The result of the study by Chang et al. (2020); Hsu et al. (2020); Sanderson et al. (2019); Tajani et al. (2017); Yen et al. (2018) shows that the regional minimum wage affects the need to have a home. Thus, *The fifth hypothesis, H0: Regional Minimum Wage does not affect the need to own a house, and H1: Regional Minimum Wage affects the need to own a house.*

### **3.6 The Effect of the Cost of Subsidized Housing on the Need to Own a Home**

Price is the only element in the marketing mix that generates sales revenue. In large companies, pricing is usually handled by divisional or product line managers. However, top management still sets goals and general policies regarding selling prices and often approves price proposals submitted by managers. The result of the study by Bhattacharjee et al. (2021); Demko (2020); Kamau et al. (2017); Mlambo (2022); Motoryn et al. (2021); Sumirat et al. (2020) shows that subsidized housing prices affect the need to own a home. Therefore,

*The sixth hypothesis, H0: The price of subsidized housing does not affect the need to own a house, and H1: The price of subsidized housing affects the need to own a house.*

### **3.7 The Effect of the Need to Own a Home on the Purchasing Power of Low-Income Communities**

Based on the Regulation of the Minister of Public Housing of the Republic of Indonesia no. 10 of 2012, article 1 house is a building that functions as a livable place to live in, a family development facility, a reflection of the dignity of its occupants and an asset for the owner. The price of subsidized housing is regulated through Public Works and Human Settlements Ministerial Decree No. 242/KPTS/M/2020 concerning subsidized housing prices adjusted to the region. For the Java region, the price of subsidized housing is set at only Rp. 150.5 million, Jabodetabek Rp. 168 million. Other areas, Sumatra Rp. 150.5 million, Bangka Belitung Rp. 156.5 million, Maluku Rp. 168 million to Papua priced at Rp. 219 million. The result of a study by Bhattacharjee et al. (2021); Demko (2020); Kamau et al. (2017); Mlambo (2022); Motoryn et al. (2021); Sumirat et al. (2020) shows that subsidized house prices affect on the purchasing power of low-income people. Thus,

*The seventh hypothesis, H0: The price of subsidized housing affects the purchasing power of low-income people, and H1: The price of subsidized housing affects the purchasing power of low-income people.*

### **3.8 The Effect of Inflation on the Purchasing Power of Low-Income communities through Stock Returns as an Intervening variable**

Inflation is a huge economic problem, especially for developing countries. The source of inflation in developing countries comes from several factors, such as the government budget deficit, which then has an impact on increasing the money supply. Judging from the main factors that cause inflation, inflation can be caused by the demand side, supply side, expectations, or a combination of these three factors. The increase in prices for goods and services continuously impacts a decrease in the value of a country's currency. It causes the purchasing power of money to become weaker. The result of the study by Bilousova (2019); Haeba et al. (2021); Jovanka et al. (2020); Meneses & Flores (2016);

Pienaar (2019) shows that inflation affects the purchasing power of low-income people through return on shares as an intervening variable. Thus,  
*The eighth hypothesis, H0: Inflation does not affect the Purchasing Power of Low-Income Communities through the Need to Own a House as an Intervening variable, and H1: Inflation affects the Purchasing Power of Low-Income Communities through the Need to Own a House as an Intervening variable.*

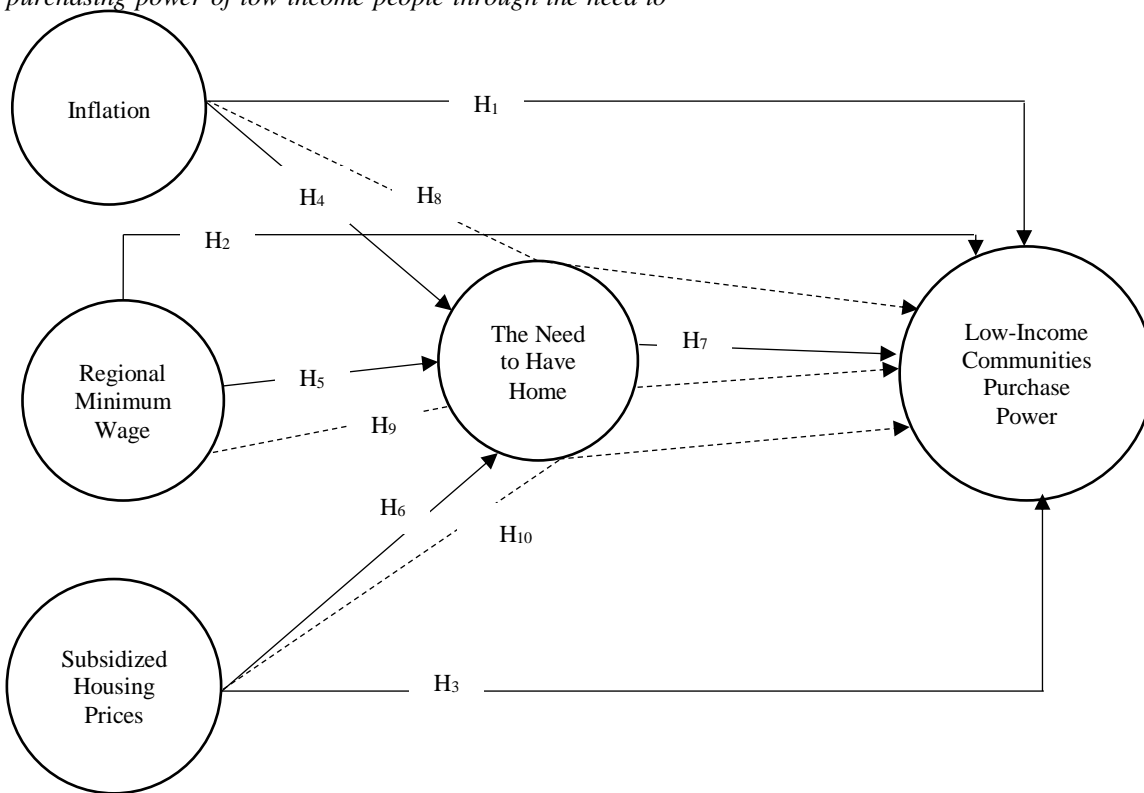
**3.9 The Effect of the Regional Minimum Wage on the Purchasing Power of Low-Income Communities through the Need to Own a Home as an Intervening variable**

According to Article 23, paragraphs (1) and (2) of Government Regulation 36 of 2021 concerning Wages, the minimum wage is the lowest monthly wage, consisting of basic wages and non-fixed allowances. The basic wage is at least equal to the minimum wage. The minimum wage is determined based on economic and employment conditions; in other words, it is no longer based on decent living needs. The result of the study by Damoah et al. (2020); Kaluge (2019); Laurini et al. (2020); Li & Wan (2021); Segarra-Oña et al. (2012) shows that the regional minimum wage affects the purchasing power of low-income communities through return on the stock as an intervening variable. Thus,  
*The ninth hypothesis, H0: UMR does not affect the purchasing power of low-income people through the need to*

*own a house as an intervening variable, and H1: UMR affects the purchasing power of low-income people through the need to own a house as an intervening variable.*

**3.10 The Effect of the Cost of Subsidized Housing on the Purchasing Power of Low-Income Communities through the Need to Own a Home as an Intervening variable**

The Modest Subsidized Housing Development Program was established to expand opportunities for people to obtain housing and reduce social inequality because the price is adjusted to the purchasing power of some low-income groups. The size of a very simple house has been regulated in the Regulation of the State Minister for Public Housing Number 07/PERMEN/M/2008. Result of studies Chau et al. (2021); Dent (2019); Gautam et al. (2020); Malik et al. (2021); Ngangnchi et al. (2022); Ngangnchi & Joefendeh (2021) shows that subsidized house prices affect the purchasing power of low-income people through the need to own a house as an intervening variable. Therefore,  
*Tenth hypothesis: H0: The price of subsidized housing does not affect the purchasing power of low-income people through the need to own a house as an intervening variable, and H1: The price of subsidized housing affects the purchasing power of low-income people through the need to own a house as an intervening variable.*



**Figure 1.** Conceptual framework

**4. RESEARCH METHODS**

The population in this study is cities in East Java Province in 2022. The Saturated Sample method/Census Method is used in taking the sample. It is a technique for determining a sample with all members of the population selected as the sample [67], [68]. The reason for using this method is that there are 38 regencies/cities in East Java Province.

- a. Inflation

The following formula is used to measure inflation:

$$\text{Inflation rate} = \text{Inflation} - \text{Inflation}_{t-1} \tag{1}$$

- b. Regional Minimum Wage (RMW)

The following formula is used to measure Regional Minimum Wage:

$$\text{RMW} = \text{RMW}_t - \text{RMW}_{t-1} \tag{2}$$

c. Costs of Subsidized Housing

The following formula is used to measure the Costs of Subsidized Housing:

$$HRS = HRS_t - HRS_{t-1} \quad (3)$$

d. A Need to Own a Home

The formula used to measure the variable “A need to own a home” is the Distribution of Household Percentage According to Regency/ City and the Status of Ownership of Residential Buildings in East Java Province, as follows:

$$Home\ Status = Home\ Status_t - Home\ Status_{t-1} \quad (4)$$

e. Purchasing Power of Low-Income Communities

The formula used to measure the variable Purchasing Power of Low-Income People is as follows:

$$Purchasing\ Power\ Index = Purchasing\ Power\ Index - Purchasing\ Power\ Index_{t-1} \quad (5)$$

The data analysis technique used in this study is structural equation modeling (SEM) analysis. SEM is used to cover the regression's weaknesses [69].

5. RESULTS

East Java Province is one of the centers of economic growth with a fairly high population in Indonesia, where the population has increased yearly. This increase in population growth has stimulated the growth of housing construction in East Java Province, especially small types with subsidized facilities, which can be seen from the increasing number of developers in East Java Province, totaling 32 developers who are members of the East Java REI association, the Jember Commissariat. The City Planning System implemented in East Java Province provides many opportunities for developers to work together to build properties, in this case, houses. This development makes it easier for people to find a place to live. Therefore, a consumer must be selective in choosing a developer. The need for housing is, of course, inseparable from the trend of population growth and the provision of housing based on the number of houses. Development progress (economic) of East Java Province is a relatively high growth rate, where in 2021 it will reach 3.61% and in 2022 it will reach 5.58% so that the average is above national growth.

After analyzing the research data, the next stage is to process descriptive statistical data of research variables. The results of the descriptive statistical data processing of research variables appear in Table 1.

Table 1. Descriptive statistical results

Description	Inflation	Regional Minimum Wage	Subsidized House Prices	The Need to Own a Home	Purchasing Power of Low-Income People
Min	-0.16	1,850,671	140,000,000	0.29	0.66
Max	1.44	4,375,479	150,500,000	31.74	0.88
Mean	0.62	2,501,048	149,289,474	5.11	0.74
Std.Dev	0.43	805,140	3,008,168	6.88	0.06

Source: Processed in 2022.

The inflation variable shows an average value (mean) of 0.62. The lowest value of inflation is -0.16, and the highest is 1.44. The standard deviation is 0.43. The regional minimum wage variable shows an average value (mean) of 2,501,048. The lowest value of the regional minimum wage variable is 1,850,671, and the highest value is 4,375,479. The standard deviation is 805,140. The Subsidized House Price variable shows an average value (mean) of 149,289,474. The lowest value of the subsidized house price variable is 140,000,000, and the highest is 150,500,000. The standard deviation is 3,008,168. The variable needs to own a house shows an

average value (mean) of 5.11. The lowest value of the Need to have a Home variable is 0.29, and the highest is 31.74. The standard deviation is 6.88. The purchasing power variable of low-income communities shows an average value (mean) of 0.74. The lowest value of the low-income people's purchasing power variable is 0.66, and the highest value is 0.88. The standard deviation is 0.06.

The discriminant validity test uses the cross-loading value. An indicator is declared to meet discriminant validity if the indicator's cross-loading value on the variable is the largest compared to other variables.

Table 2. Discriminant validity

Variable	Cross-Loading Value	R <sub>table</sub>	Description
Inflation (X <sub>1</sub> )	1.000	0.266	Valid
Regional minimum wage (X <sub>2</sub> )	1.000	0.266	Valid
Subsidized house prices (X <sub>3</sub> )	1.000	0.266	Valid
The need to have a home (Z)	1.000	0.266	Valid
Purchasing power of low-income people (Y)	1.000	0.266	Valid

Source: Processed in 2022.

Based on the data presented in Table 2, it can be seen that each indicator in the research variable has a cross-loading

value > R<sub>table</sub>. Based on the results obtained, the variables used in this study already have good discriminant validity in compiling their respective variables.

The reliability test with the composite reliability above can be strengthened by using the Cronbach alpha value if the

Cronbach alpha value is  $> 0.7$ . The following is the Cronbach alpha value of each variable.

**Table 3.** Reliability test result

Variable	Cronbach Alpha
Inflation ( $X_1$ )	1.000
Regional minimum wage ( $X_2$ )	1.000
Subsidized house prices ( $X_3$ )	1.000
The need to have a home (Z)	1.000
Purchasing power of low-income people (Y)	1.000

Source:

Processed

Data,

2022

Based on the data presented in Table 3, it can be seen that the Cronbach alpha value of each research variable is  $> 0.7$ . Thus these results indicate that each research variable has met the requirements for the Cronbach alpha value, so it can be concluded that all variables have a high level of reliability.

A multicollinearity test was conducted to determine the relationship between indicators. To find out whether

formative indicators experience multicollinearity by knowing the VIF value. If VIF values are between 5 and 10, the indicator does not have multicollinearity. The following are the results of the multicollinearity test for each of the variables in this study.

**Table 4.** Variance inflation factors

Variable	VIF
Inflation ( $X_1$ )	1.195
Regional minimum wage ( $X_2$ )	1.307
Subsidized house prices ( $X_3$ )	1.270
The need to have a home (Z)	1.316

Source:

Processed

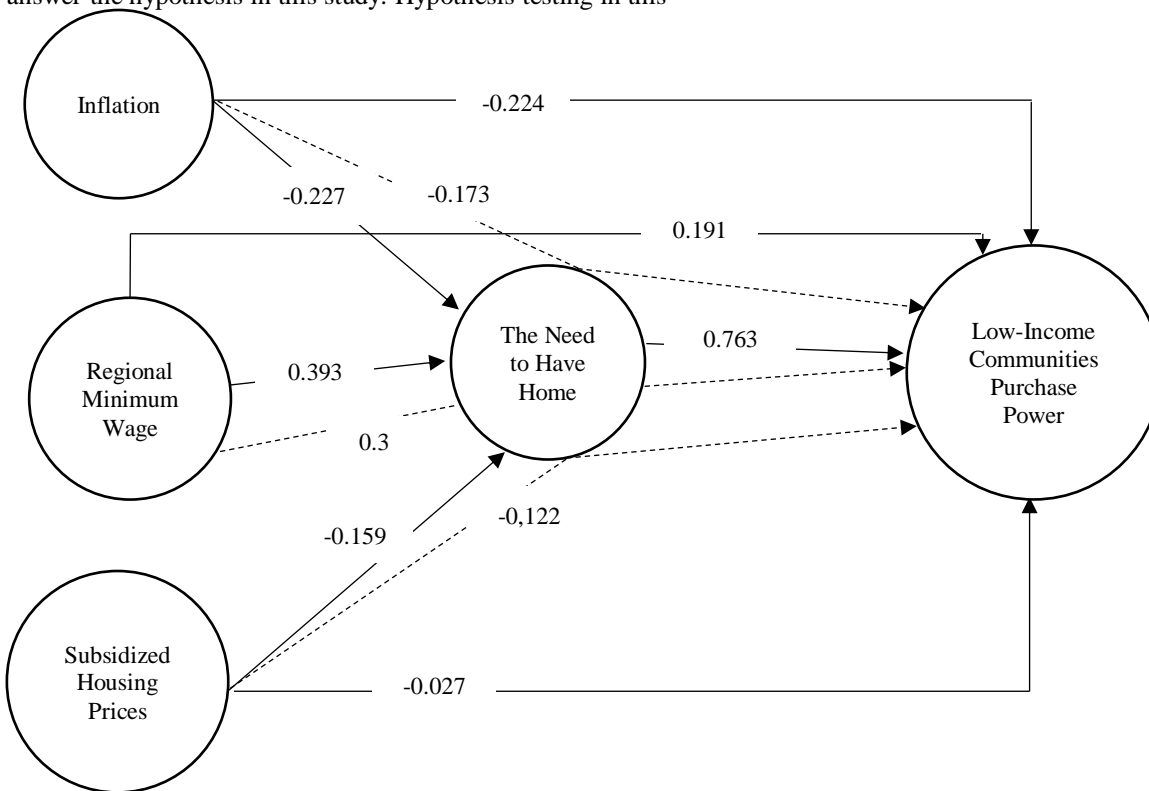
Data,

2022

Based on Table 4, the results of the multicollinearity test show that the VIF value is below 10. Therefore, there is no multicollinearity for each of the research variables.

Based on the data processing, the results can be used to answer the hypothesis in this study. Hypothesis testing in this

study was carried out by looking at the T-Statistics values and P-Values. The research hypothesis can be stated to reject the Null Hypothesis ( $H_0$ ) if the P-Values value  $< 0.05$ . The following are the results of hypothesis testing obtained in this study through the inner model.



**Figure 2.** Test result

From the results of the research hypothesis testing model, it can be seen the direct influence and indirect influence of the relationship between variables.

The results of testing the direct influence of relationships between variables can be seen in the following Table 5.

**Table 5.** Influence between variables

Variable	Path Coefficients	P-value	Result
Inflation – Purchasing power of low-income people	-0.224	0.000	Significant
Inflation – The need to have a home	-0.227	0.000	Significant
Regional minimum wage – Purchasing power of low-income people	0.191	0.000	Significant
Regional minimum wage – The need to have a home	0.393	0.000	Significant
Subsidized house prices – Purchasing power of low-income people	-0.027	0.000	Significant
Subsidized house prices – The need to have a home	-0.159	0.000	Significant
The need to have a home – Purchasing power of low-income people	0.763	0.000	Significant
Inflation – The need to have a home – purchasing power of low-income people	-0,173	0.000	Significant
Regional minimum wage – The need to have a home – purchasing power of low-income people	0,300	0.000	Significant
Subsidized house prices – The need to have a home – purchasing power of low-income people	-0,122	0.000	Significant

Source: Processed Data, 2022.

Based on the direct influence testing from Figure 2 and Table 5, it can be seen that the path coefficient of inflation on the purchasing power of low-income people is  $\beta = -0.224$ , which is negative.  $H_0$  is rejected because the p-values are less than 0.05, namely 0.000 so that  $H_1$  is accepted, which means that it shows a significant effect. So based on the calculated value of path coefficients and p-values on the influence relationship between variables, inflation has a significant negative effect on the purchasing power of low-income communities.

The value of the path coefficients of inflation on the need to own a house is  $\beta = -0.227$ , which is negative.  $H_0$  is rejected because the p-values are less than 0.05, namely 0.000 so that  $H_1$  is accepted, which means that it shows a significant effect. So based on the calculated value of path coefficients and p-values on the influence relationship between variables, inflation significantly negatively affects the need to own a house.

The value of the regional minimum wage path coefficients on the purchasing power of low-income communities is  $\beta = 0.191$ , which is positive.  $H_0$  is rejected because the p-values are less than 0.05, namely 0.000 so that  $H_1$  is accepted, which means that it shows a significant effect. So, based on the calculated value of path coefficients and p-values on the influence relationship between variables, the regional minimum wage significantly positively affects the purchasing power of low-income communities.

The path coefficients of the regional minimum wage on the need to own a house are  $\beta = 0.393$ , which is positive.  $H_0$  is rejected because the p-values are less than 0.05, namely 0.000 so that  $H_1$  is accepted, which means that it shows a significant effect. So, based on the calculated value of path coefficients and p-values on the influence relationship between variables, the regional minimum wage significantly positively affects the need to own a house.

The path coefficients of subsidized house prices on the purchasing power of low-income people are  $\beta = -0.027$ , which is negative.  $H_0$  is rejected because the p-values are less than 0.05, namely 0.000 so that  $H_1$  is accepted, which means that it shows a significant effect. So based on the calculated value of path coefficients and p-values on the influence relationship between variables, subsidized house prices significantly negatively affect the purchasing power of low-income communities.

The path coefficients of subsidized house prices for the need to own a house are  $\beta = -0.159$ , which is negative.  $H_0$  is

rejected because the p-values are less than 0.05, namely 0.000 so that  $H_1$  is accepted, which means that it shows a significant effect. So based on the calculated value of path coefficients and p-values on the influence relationship between variables, subsidized house prices significantly negatively affect the need to own a home.

The value of the path coefficients of the need to own a house on the purchasing power of low-income people is  $\beta = 0.763$ , which is positive.  $H_0$  is rejected because the p-values are less than 0.05, namely 0.000 so that  $H_1$  is accepted, which means that it shows a significant effect. So based on the calculated values of path coefficients and p-values on the influence relationship between variables, the need to own a house significantly positively affect the purchasing power of low-income communities.

The value of the path coefficients of inflation on the purchasing power of low-income people through the need to own a house is  $\beta = -0.173$ , which is negative.  $H_0$  is rejected because the p-values are less than 0.05, namely 0.000 so that  $H_1$  is accepted, which means that it shows a significant effect. So based on the calculated value of path coefficients and p-values on the influence relationship between variables, inflation has a significant negative effect on the purchasing power of low-income communities through the need to own a home.

The value of the regional minimum wage path coefficients on the purchasing power of low-income communities through the need to own a house is  $\beta = 0.300$ , which is positive.  $H_0$  is rejected because the p-values are less than 0.05, namely 0.000 so that  $H_1$  is accepted, which means that it shows a significant effect. So based on the calculated value of path coefficients and p-values on the influence relationship between variables, the regional minimum wage has a significant positive effect on the purchasing power of low-income communities through the need to own a home.

The path coefficients of subsidized house prices on the purchasing power of low-income people through the need to own a house are  $\beta = -0.122$ , which is negative.  $H_0$  is rejected because the p-values are less than 0.05, namely 0.000 so that  $H_1$  is accepted, which means that it shows a significant effect. So, based on the calculated value of path coefficients and p-values on the influence relationship between variables, subsidized house prices significantly negatively affect the purchasing power of low-income communities through the need to own a home.

## **6. DISCUSSION**

### **6.1 The Effect of Inflation on the Purchasing Power of Low-Income Communities**

The results of the research hypothesis testing show that inflation significantly negatively affects the purchasing power of low-income people by looking at the significance level of 0.000. This means that the higher the inflation, the lower the purchasing power of low-income people. High inflation can weaken the economy, increase production costs, reduce investment levels, and reduce the purchasing power of people owning subsidized housing. Developers can benefit from inflation. This is achieved if the income earned is higher than production costs. Inflation has a negative effect on people's welfare because inflation affects the prices of people's needs. Inflation that occurs when income is fixed or even decreases will cause the purchase of subsidized housing to decrease. Inflation is usually followed by an increase in bank interest rates. This can cause home installments to rise, resulting in payment defaults. Therefore, people with low income will rethink buying a house. Likewise, banks will find it difficult to provide mortgages to buyers, especially those with low incomes. Therefore, the government must control inflation and the increase in bank interest rates. This can be done by subsidizing bank interest rates, so that they are stable. This is in line with studies by Aduwo & Olayeye (2019); Azizov (2021); Kimani et al. (2021); Ngangnchi et al. (2022); Ngangnchi & Joefendeh (2021); Pienaar (2019) shows that inflation affects the purchasing power of low-income people.

### **6.2 The Effect of Regional Minimum Wage on the Purchasing Power of Low-Income Communities**

The results of the research hypothesis testing show that the regional minimum wage significantly positively affects the purchasing power of low-income communities by looking at the significance level of 0.000. This means that the higher the regional minimum wage will increase the purchasing power of low-income communities. The regional minimum wage rate increase also means that workers' income has increased. Increased income, in turn, will increase the purchasing power of subsidized housing. According to the quantity theory, a 1 percent increase in the money growth rate causes a 1 percent increase in the inflation rate. According to Fisher's model theory, a 1 percent increase in the inflation rate causes, in turn, a 1 percent increase in the nominal interest rate. Therefore, in setting the Regional Minimum Wage, the government must consider and include housing allowances. Thus, in the future, the Regional Minimum Wage will increase so that people's needs for housing will be met. This is in line with studies by Ekemode (2021); Lupenko (2021); Ross (2018); Ross & Mughan (2018); Snieska et al. (2016); Tham et al. (2021); Zoria et al. (2022) shows that the regional minimum wage affects on the purchasing power of low-income communities.

### **6.3 The Effect of Costs of Subsidized Housing on the Purchasing Power of Low-Income Communities**

The results of the research hypothesis testing show that subsidized house prices significantly negatively affect the purchasing power of low-income people by looking at the significance level of 0.000. This means that the higher the price of subsidized housing, the lower the purchasing power of low-income people. Price is an important supporting factor

needed by subsidized housing competing with other products, where prices indicate that subsidized housing is easy to find and reach for all groups. When a subsidized house has a good price, of course, it will increase the purchasing power of subsidized houses. When the cost of producing houses rises, the government should increase the subsidization of houses, so that prices remain affordable. This is in line with studies by [14], [17], [21], [23], [28] shows that subsidized house prices affect the purchasing power of low-income people.

### **6.4 The Effect of Inflation on the Need to Own a Home**

The results of the research hypothesis testing show that inflation significantly negatively affects the need to own a home by looking at the significance level of 0.000. This means that the higher the inflation, the lower the need to own a house. In investment, the goods used to invest are very necessary. Inflation is a condition that causes prices to rise. This makes the economic situation reduce productive activities. Rising prices of building materials will cause building construction to cost a lot, so unstable inflation will affect investment in the property sector in the economy. The inflation rate can be used as an indicator to determine the economic conditions in an area. If inflation occurs, there will be an increase in the cost of producing goods, which will affect the investment climate and investment. This is in line with studies by Aduwo & Olayeye (2019); Azizov (2021); Kimani et al. (2021); Ngangnchi et al. (2022); Ngangnchi & Joefendeh (2021); Pienaar (2019) shows that inflation affects the need to own a house.

### **6.5 The Effect of Regional Minimum Wage on the Need to Own a Home**

The results of the research hypothesis testing show that the Regional Minimum Wage has a significant positive effect on the Need to Own a Home by looking at the significance level of 0.000. The higher the regional minimum, the higher the need for home ownership. The relationship is directly proportional, so if there is an increase in income, then this will result in the demand for houses being better and actually increasing. The size of one's income affects one's purchasing power, including a house. The higher the income, the more diverse the desires of consumers. This is in line with studies by Ekemode (2021); Lupenko (2021); Ross (2018); Ross & Mughan (2018); Snieska et al. (2016); Tham et al. (2021); Zoria et al. (2022) shows that the regional minimum affects on the need to own a house.

### **6.6 The Effect of Costs of Subsidized Housing on the Need to Own a Home**

The results of the research hypothesis testing show that subsidized housing prices significantly negatively affect the need to own a home by looking at the significance level of 0.000. This means that the higher the price of subsidized housing, the lower the need to own a home. The development of the property sector can be seen from the movement of residential property prices. The trend of movement in residential property prices in Indonesia is reflected in the Residential Property Price Index. An increase in property prices will respond to an increase in demand. An increase in demand for credit will be followed by an increase in housing prices, as reflected in the Residential Property Price Index. Government subsidies, in addition to being given directly to house prices, should also be given to the price of construction materials. Thus inflation can still have a positive effect on the



need to own a house. This is in line with studies by Balk et al. (2022); Lee (2021); Leombroni et al. (2021); Magweva & Sibanda (2020); Tufail & Batool (2013) shows that subsidized housing prices affect the need to own a home.

### **6.7 The Effect of the Need to Own a Home on the Purchasing Power of Low-Income Communities**

The results of the research hypothesis testing show that the need to own a house significantly positively affects the purchasing power of low-income communities by looking at the significance level of 0.000. This means that the higher the need to own a house will increase the purchasing power of low-income people. Everyone, including low-income people, need the existence of decent housing. Home is a basic human need besides food and clothing. In general, the need for housing will be more difficult to fulfill than the fulfillment for clothing and food, which tend to be easier to obtain, especially for low-income communities. However, if people need houses more and more, it will motivate people to buy houses even though they have low incomes. The factor that causes low-income people to buy houses is that people get convenience from the government and developers who provide subsidies to low-income people. While another factor because the house is a primary need of society. In order for the price of subsidized housing to remain stable, subsidies to house prices and subsidies to production material prices are increased. This will make the price of subsidized housing have a positive effect on the need to own a house. This is in line with studies by Bhattacharjee et al. (2021); Demko (2020); Kamau et al. (2017); Mlambo (2022); Motoryn et al. (2021); Sumirat et al. (2020) shows that subsidized house prices affect on the purchasing power of low-income people.

### **6.8 The Effect of Inflation on the Purchasing Power of Low-Income Communities through the Need to own a Home**

The results of the research hypothesis testing show that inflation significantly negatively affects the purchasing power of low-income communities through the need to own a home by looking at the significance level of 0.000. This means that the higher the inflation, the lower the purchasing power of low-income people through the need to own a house. The increase in the prices of goods and services has caused the purchasing power of low-income people to fall. The declining purchasing power of low-income people will reduce the need for housing. Conversely, if there is deflation, it means that there has been a decrease in the prices of goods and services. The decline in the prices of these goods and services has increased the purchasing power of low-income earners. This increase in people's purchasing power will impact the housing needs of low-income people. In a crisis inflation is inevitable. But its impact can be minimized by keeping bank interest rates by way of subsidies stable. This is in line with studies by Bao et al. (2022); Cohen & Burinskis (2020); Doan (2020); Eze & Lim (2013); Malmendier (2021a) shows that inflation affects the purchasing power of low-income people through the need to have a home.

### **6.9 The Effect of Regional Minimum Wage on the Purchasing Power of Low-Income Communities through the Need to Have a Home**

The results of testing the research hypothesis using Smartpls show that the regional minimum wage significantly positively affects the purchasing power of low-income

communities through the need to own a home by looking at the significance level of 0.000. This means that the higher the inflation, the purchasing power of low-income people will increase through the need to own a house. An increase in the wage rate can increase the demand for money with both transactional and speculative motives, so interest rates will also rise. Therefore, increasing the wage rate will increase the interest rate, assuming that the money supply remains stable. When there is an increase in interest rates, deposit and credit rates for subsidized mortgage loans also increase so that later these interest rates will affect the fluctuations in the purchasing power of low-income people through the need to own a home. This is in line with studies by López-Santana & Rocco (2021); Malmendier (2021b, 2021a); Okon (2018); Peralta & Santos (2020); Shazmin et al. (2017) show that the regional minimum wage affects on the purchasing power of low-income communities through the need to own a home.

### **6.10 The Effect of Costs of Subsidized Housing on the Purchasing Power of Low-Income Communities through the Need to Own a Home**

The results of the research hypothesis testing show that subsidized house prices significantly negatively affect the purchasing power of low-income people through the need to own a house by looking at the significance level of 0.000. This means that the higher the price of subsidized housing, the lower the purchasing power of low-income people through the need to own a home. The public expects that the price of subsidized housing in Indonesia will increase in the future because the increase in housing demand/demand almost always exceeds the increase in housing supply. Subsidized house prices are considered relatively affordable by low-income people with limited purchasing power, causing a low public response (in the form of buying subsidized houses) to the expectation that house prices will tend to increase in the future. In order to stabilize the price of subsidized housing, subsidies are not only given to the price, but also to the production materials or building materials. This is in line with studies by Fedosov et al. (2019); Lien (2018); Martin et al. (2018); Pallavi (2018); Parambath & Udawatta (2017); Ross & Mughan (2018); Tsvakirai (2017) shows that subsidized house prices affect the purchasing power of low-income people through the need to own a house.

## **7. CONCLUSION**

The results showed that low-income people are influenced by inflation rates related to interest rates, regional minimum wages related to financial capability, and house prices set by the government. The results showed that the regional minimum wage has a significant positive effect on the purchasing power of low-income people in owning a house. This is because the greater the regional minimum wage, the greater the ability to pay subsidized housing installments for low-income people. This research illustrates that the higher the need to own a house, the higher the purchasing power of low-income people because the population is increasing, so the need to have a place to live is also directly proportional. The results showed a significant negative effect between inflation and subsidized housing prices on the need to own a house and the purchasing power of low-income people. Meanwhile, inflation and regional minimum wage are factors that negatively affect the purchasing power of low-income people to own a house.

Therefore, the government needs to control the impact caused by inflation in the form of rising bank interest rates by subsidizing it so that it remains stable. In the future, the government should include housing allowances in the minimum wage component. The government should not only subsidize house prices, but also production costs, so that the price of subsidized houses remains stable.

The practical implication of this study is that it can contribute useful information relating to the effect of inflation, regional minimum wages, and subsidized house prices on the purchasing power of low-income communities with a need to own a house as an intervening variable. This study can also provide additional information for the government concerning providing low-cost, quality housing for low-income communities. This study has limitations that affect its results, namely the focus of the study, which is still focused on one type of house, namely subsidies. A suggestion for future researchers is to expand the types of housing provision, for example, commercial housing with low-interest rates. Furthermore, it is expected that future researchers will add more research samples years in order to be able to describe conditions more concretely. For example, it uses a range of research periods to several years for the research funders or the other parties contributing to research realization.

## REFERENCES


- [1] A. S. Ramadhan and L. B. Handoko, "Rancang Bangun Sistem Keamanan Rumah Berbasis Arduino Mega 2560," *Techno.COM*, vol. 15, no. 2, pp. 117–124, 2015.
- [2] R. Hamzah, "Penerapan Azas Kekeluargaan dan Keadilan pada Penyelesaian Kredit Bermasalah pada Pembiayaan Perumahan Di Indonesia," *J. Econ. Bussines Account.*, vol. 3, no. 2, pp. 404–411, 2020, doi: 10.31539/costing.v3i2.1141.
- [3] E. F. Rahayuningtyas, F. N. Rahayu, and Y. Azhar, "Prediksi Harga Rumah Menggunakan General Regression Neural Network," *J. Inform.*, vol. 8, no. 1, pp. 59–66, 2021, doi: 10.31294/ji.v8i1.9036.
- [4] A. M. Aditya, "Strategi Pemasaran Pembiayaan Kpr Syariah Bersubsidi Bagi Masyarakat Berpenghasilan Rendah Di Btn Syariah," *Pap. Knowl. . Towar. a Media Hist. Doc.*, pp. 12–26, 2013.
- [5] Rumah.com, "Pasar Properti Q2 2022 Kembali Bergairah, Terutama Rumah Di Jawa Timur," <https://www.rumah.com/>, <https://www.rumah.com/areainsider/jawa-timur/article/rumah-di-jawa-timur-15118> (accessed Apr. 19, 2023).
- [6] E. Supriyadi, "Penurunan Daya Beli Guncang Sektor Perumahan," *ekonomi.republika.co.id*, 2017. <https://ekonomi.republika.co.id/berita/osvb9o368/penurunan-daya-beli-guncang-sektor-perumahan> (accessed Apr. 19, 2023).
- [7] Y. Artha and Ika, "Sri Mulyani: Jika Inflasi Tinggi, Masyarakat Semakin Sulit Beli Rumah Artikel ini telah tayang di Kompas.com dengan judul "Sri Mulyani: Jika Inflasi Tinggi, Masyarakat Semakin Sulit Beli Rumah," <https://money.kompas.com/>, 2022. [https://money.kompas.com/read/2022/07/06/203000226/sri-mulyani--jika-inflasi-tinggi-masyarakat-](https://money.kompas.com/read/2022/07/06/203000226/sri-mulyani--jika-inflasi-tinggi-masyarakat-semakin-sulit-beli-rumah-)
- [8] A. Mutia, "Daftar Lengkap UMK Jawa Timur 2023, Surabaya Terbesar," <https://databoks.katadata.co.id/>, 2022. <https://databoks.katadata.co.id/datapublish/2022/12/08/daftar-lengkap-umk-jawa-timur-2023-surabaya-terbesar> (accessed Apr. 19, 2023).
- [9] E. Widyastuti and S. Handayani, "Analisis Faktor-Faktor Yang Mempengaruhi Keputusan Pembelian Rumah Subsidi Dengan Menggunakan Analisis Regresi," *Pros. Semin. Nas. Stat.*, pp. 111–121, 2013, [Online]. Available: [http://eprints.undip.ac.id/40289/1/A06\\_Erni\\_Widiastuti.pdf](http://eprints.undip.ac.id/40289/1/A06_Erni_Widiastuti.pdf)
- [10] B. Chapman and D. B. Lindenmayer, "A Novel Approach to The Sustainable Financing of The Global Restoration of Degraded Agricultural Land," *Environ. Res. Lett.*, vol. 14, no. 12, 2019, doi: 10.1088/1748-9326/ab5deb.
- [11] J. Fransisca and A. Ahalik, "Effect of PSAK 72 Implementation in Property and Real Estate's Financial Health," *Res. Manag. Account.*, vol. 4, no. 2, pp. 106–117, 2021, doi: 10.33508/rima.v4i2.3529.
- [12] P. Jovanka, K. Goran, Č. Goran, A. Jelena, and M. Dragan, "Uncertainty in SMEs' Assessment of Coronavirus Pandemic Risk Impact on Agri-food Sector in Western Balkans," *Ekon. Poljopr.*, vol. 67, no. 2, pp. 445–460, 2020, doi: 10.5937/ekopolj2002445p.
- [13] A. Khomutenko, "Quantification of the Economic Effect from the Management of State Finance of Ukraine," *WORLD Financ.*, vol. 4, no. 65, pp. 69–86, 2020, doi: 10.35774/sf2020.04.069.
- [14] M. Leombroni, M. Piazzesi, M. Schneider, and C. Rogers, "Inflation and the Price of Real Assets," *NBER Work. Pap.*, no. w26740, 2021, doi: 10.2139/ssrn.3535330.
- [15] M. A. S. Malik, M. Zafar, S. Ullah, and A. Ullah, "Role of Behavioral Biases in Real Estate Prices in Pakistan," *Real Estate Manag. Valuat.*, vol. 29, no. 1, pp. 41–53, 2021, doi: 10.2478/remav-2021-0005.
- [16] P. C. Neupane, "Tourism Governance in the aftermath of COVID-19: A Case Study of Nepal," *Gaze J. Tour. Hosp.*, vol. 12, no. 1, pp. 44–69, 2021, doi: 10.3126/gaze.v12i1.35676.
- [17] S. Tufail and S. Batool, "An Analysis of the Relationship between Inflation and Gold Prices: Evidence from Pakistan," *Lahore J. Econ.*, vol. 18, no. 2, pp. 1–35, 2013, doi: 10.35536/lje.2013.v18.i2.a1.
- [18] J. Zhang, R. Leoncini, and Y. Tsai, "Intellectual Property Rights Protection, Labour Mobility and Wage Inequality," *Econ. Model.*, vol. 70, pp. 239–244, 2018, doi: 10.1016/j.econmod.2017.11.006.
- [19] M. del V. Segarra-Oña, Á. Peiró-Signes, R. Verma, and L. Miret-Pastor, "Does Environmental Certification Help the Economic Performance of Hotels?: Evidence from the Spanish Hotel Industry," *Cornell Hosp. Q.*, vol. 53, no. 3, pp. 242–256, 2012, doi: 10.1177/1938965512446417.
- [20] K. Fai NG, H. K. LO, and Y. HUALI, "Robust Public-Private Partnerships for Joint Railway and Property Development," *Front. Eng. Manag.*, vol. 4, no. 4, pp. 437–450, 2017, doi: 10.15302/j-fem-2017068.

- [21] B. M. Balk, A. N. Rambaldi, and D. S. P. Rao, "Macro-Economic Measures For A Globalized World: Global Growth and Inflation," *Macroecon. Dyn.*, vol. 26, no. 2, pp. 314–360, 2022, doi: 10.1017/S1365100520000152.
- [22] D. Kaluge, "Multifactor on Macroeconomic Fundamentals to Explain The Behavior of Sectoral Indices in The Indonesian Stock Exchange," *Entrep. Sustain. Issues*, vol. 7, no. 1, pp. 44–51, 2019, doi: 10.9770/jesi.2019.7.1(4).
- [23] H. K. N. Lee, "International Real Estate Review," *Int. Real Estate Rev.*, vol. 24, no. 2, pp. 221–251, 2021, doi: 10.53383/100321.
- [24] Y. E. Meneses and R. A. Flores, "Feasibility, Safety, and Economic Implications of Whey-Recovered Water in Cleaning-In-Place Systems: A Case Study on Water Conservation for the Dairy Industry," *J. Dairy Sci.*, vol. 99, no. 5, pp. 3396–3407, 2016, doi: 10.3168/jds.2015-10306.
- [25] S. Sukirno, *Makro Ekonomi Teori Pengantar*. Jakarta: PT. Rajawali Pers, 2016.
- [26] H. Tanrıvermiş, "Possible Impacts of COVID-19 Outbreak on Real Estate Sector and Possible Changes to Adopt: A Situation Analysis and General Assessment on Turkish Perspective," *J. Urban Manag.*, vol. 9, no. 3, pp. 263–269, 2020, doi: 10.1016/j.jum.2020.08.005.
- [27] U. C. Eze and Y. Y. Lim, "Indicators in the Purchase of Housing Properties," *J. Southeast Asian Res.*, vol. 2013, no. 432043, 2013, doi: 10.5171/2013.432043.
- [28] R. Magweva and M. Sibanda, "Inflation and Infrastructure Sector Returns in Emerging Markets—panel ARDL Approach," *Cogent Econ. Financ.*, vol. 8, no. 1730078, 2020, doi: 10.1080/23322039.2020.1730078.
- [29] J. P. Mpakaniye, "Effect of Temporary Differences on Deferred Tax in the Banking Sector in Rwanda," *SSRN Electron. J.*, 2019, doi: 10.2139/ssrn.3358577.
- [30] E. O. Okon, "Poverty in Nigeria: A Social Protection Framework for the Most Vulnerable Groups of Internally Displaced Persons," *Am. Int. J. Soc. Sci. Res.*, vol. 2, no. 1, pp. 66–80, 2018, doi: 10.46281/aijssr.v2i1.169.
- [31] W. Bao, R. Tao, A. Afzal, and H. Dördüncü, "Real Estate Prices, Inflation, and Health Outcomes: Evidence From Developed Economies," *Front. Public Heal.*, vol. 10, no. 851388, pp. 1–6, 2022, doi: 10.3389/fpubh.2022.851388.
- [32] P. Benigno and S. Nisticò, "Non-neutrality of Open-Market Operations," *Am. Econ. J. Macroecon.*, vol. 12, no. 3, pp. 175–226, 2020, doi: 10.1257/mac.20180030.
- [33] Y. Cheng, C. Liu, H. Yang, and H. Zhang, "The Structure of Commercial Forests 'Tending to Become Economic Forests': An Analysis of Causes Based on Labor Cost Effects and Relative-Revenue Effects," *Sci. Silvae Sin.*, vol. 57, no. 7, pp. 184–193, 2021, doi: 10.11707/j.1001-7488.20210720.
- [34] L. A. Lopez and J. Yoshida, "Estimating Housing Rent Depreciation for Inflation Adjustments," *Reg. Sci. Urban Econ.*, vol. 95, no. 103733, 2022, doi: 10.1016/j.regsciurbeco.2021.103733.
- [35] S. Peralta and J. P. dos Santos, "Who Seeks Reelection: Local Fiscal Restraints and Political Selection," *Public Choice*, vol. 184, pp. 105–134, 2020, doi: 10.1007/s11127-019-00702-7.
- [36] J. Cao, B. Huang, and R. N. Lai, "On the Effectiveness of Housing Purchase Restriction Policy in China: A Difference in Difference Approach," *SSRN Electron. J.*, 2015, doi: 10.2139/ssrn.2584275.
- [37] S. Cohn, "The Tax Revolt," in *All Societies Die*, Ithaca, NY: Cornell University Press, 2021. doi: 10.7591/cornell/9781501755903.003.0029.
- [38] A. A. Haeba *et al.*, "The Influence of the Level of Public Awareness and Public Understanding of the Rules on the Achievement of Locally Generated Revenue (PAD) Targets through the Property Tax (PBB) Collection Process," in *Proceedings of the International Conference on Industrial Engineering and Operations Management*, 2021, pp. 3756–3763.
- [39] L. Li and W. X. Wan, "The Effect of Expected Losses on the Hong Kong Property Market," *J. Real Estate Financ. Econ.*, 2021, doi: 10.1007/s11146-021-09851-3.
- [40] E. Sumirat, S. R. Nidar, A. Herwany, and S. K. Wiryono, "Risk Impact Besides Capital Structure and Investment Valuation Into Public Housing Project's Investment Rate," *Acad. Strateg. Manag. J.*, vol. 19, no. 5, pp. 1–11, 2020.
- [41] L. Ma, H. J. Liu, D. J. Edwards, and M. C. P. Sing, "Housing Price Dynamics on Residential Construction: A Case Study of the Australian Property Sector," *Struct. Chang. Econ. Dyn.*, vol. 59, pp. 525–532, 2021, doi: 10.1016/j.strueco.2021.10.001.
- [42] A. Bhattacharjee, M. Bhowmik, P. Chiranjit, B. Das Chowdhury, and B. Debnath, "Rubber tree seed utilization for green energy, revenue generation and sustainable development— A comprehensive review," *Ind. Crops Prod.*, vol. 174, no. 114186, 2021, doi: 10.1016/j.indcrop.2021.114186.
- [43] K. R. Gotama and N. Anastasia, "The Impact of Corona Virus Disease 2019 (COVID-19) on Indonesia Property Stock Index," *Petra IJBS Int. J. Bus. Stud.*, vol. 4, no. 2, pp. 85–96, 2021, doi: 10.9744/ijbs.4.2.85-96.
- [44] F. H. Ngangnchi and R. Joefendeh, "External Debt, Public Investment and Economic Growth in Cameroon," *Int. J. Financ. Res.*, vol. 2, no. 4, pp. 260–273, 2021, doi: 10.47747/ijfr.v2i4.461.
- [45] F. H. Ngangnchi, R. Joefendeh, and L. Innocent, "External Debt, Public Investment and Economic Growth in Cameroon," *Int. J. Econ. Financ. Res.*, vol. 8, no. 1, pp. 23–29, 2022, doi: 10.32861/ijefr.81.23.29.
- [46] W. J. Pienaar, "Guidelines for the Choice of Road Projects by Government," *Tydskrift vir Geesteswetenskappe*, vol. 59, no. 1, pp. 126–141, 2019, doi: 10.17159/2224-7912/2019/v59n1a9.
- [47] O. S. Bilousova, "Assessing the Impact of Tax Reforms on the Long-Term Sustainability of Public Finances," *Stat. Ukr.*, vol. 86, no. 3, pp. 25–37, 2019, doi: 10.31767/su.3(86)2019.03.03.
- [48] K. W. Chau, L. W. C. Lai, J. Liang, F. F. Ng, and K. T. Wong, "The Negative Impact of Public Sector-Led Redevelopment Projects on The Prices of Old and New Housing Units In High Density Urban Areas," *Int. J. Constr. Manag.*, vol. 21, no. 11, pp. 1156–

- 1164, 2021, doi: 10.1080/15623599.2019.1604113.
- [49] V. S. Demko, "Economic Influence of Multiplicative Effect of Investment Charges of Industry of Tourist Services," *Sci. Bull. Polissya*, vol. 2, no. 21, pp. 145–154, 2020, doi: 10.25140/2410-9576-2020-2(21)-145-154.
- [50] C. Mlambo, "Politics and the Natural Resource Curse: Evidence from Selected African States," *Cogent Soc. Sci.*, vol. 8, no. 2035911, 2022, doi: 10.1080/23311886.2022.2035911.
- [51] J. M. Ross, "The Effect of Property Reassessments on Fiscal Transparency and Government Growth: Evidence from Virginia," *Mercat. Work. Pap.*, 2018, doi: 10.2139/ssrn.3211643.
- [52] J. M. Ross and S. Mughan, "The Effect of Fiscal Illusion on Public Sector Financial Management," *Public Financ. Rev.*, vol. 46, no. 4, pp. 635–664, 2018, doi: 10.1177/1091142116676360.
- [53] A. Atreya and J. Czajkowski, "Graduated Flood Risks and Property Prices in Galveston County," *Real Estate Econ.*, vol. 47, no. 3, pp. 807–844, 2019, doi: 10.1111/1540-6229.12163.
- [54] V.-A. Porumb, G. Maier, and I. Anghel, "The Impact of Building Location on Green Certification Price Premiums: Evidence from Three European Countries," *J. Clean. Prod.*, vol. 272, no. 122080, 2020, doi: 10.1016/j.jclepro.2020.122080.
- [55] K. B. Prakash *et al.*, "Influence of Fiber Volume and Fiber Length on Thermal and Flexural Properties of a Hybrid Natural Polymer Composite Prepared with Banana Stem, Pineapple Leaf, and S-Glass," *Adv. Mater. Sci. Eng.*, vol. 2021, no. 6329400, pp. 1–11, 2021, doi: 10.1155/2021/6329400.
- [56] B. H. Chang, A. Sharif, A. Aman, N. M. Suki, A. Salman, and S. A. R. Khan, "The Asymmetric Effects Of Oil Price On Sectoral Islamic Stocks: New Evidence From Quantile-On-Quantile Regression Approach," *Resour. Policy*, vol. 65, no. 101571, 2020, doi: 10.1016/j.resourpol.2019.101571.
- [57] S. H. Hsu, T. J. Chen, S. Y. Lin, and C. O. Chang, "Did housing prices drop dramatically after the Kaohsiung gas explosions?†," *Acad. Econ. Pap.*, vol. 48, no. 1, pp. 33–68, 2020.
- [58] D. C. Sanderson, F. Shakurina, and J. Lim, "The Impact of Sale and Leaseback on Commercial Real Estate Prices and Initial Yields in the UK," *J. Prop. Res.*, vol. 36, no. 3, pp. 245–271, 2019, doi: 10.1080/09599916.2019.1642370.
- [59] F. Tajani, P. Morano, C. M. Torre, and F. Di Liddo, "An Analysis of the Influence of Property Tax on Housing Prices in the Apulia Region (Italy)," *Buildings*, vol. 7, no. 3, p. 67, 2017, doi: 10.3390/buildings7030067.
- [60] B. T. H. Yen, C. Mulley, H. Shearer, and M. Burke, "Announcement, Construction or Delivery: When Does Value Uplift Occur for Residential Properties? Evidence from the Gold Coast Light Rail System in Australia," *Land use policy*, vol. 73, pp. 412–422, 2018, doi: 10.1016/j.landusepol.2018.02.007.
- [61] R. M. Motoryn, T. M. Motoryna, and K. R. Prykhodko, "How the Structure of GDP of Ukraine Responded to COVID-19," *Stat. Ukr.*, vol. 92, no. 1, pp. 16–25, 2021, doi: 10.31767/su.1(92)2021.01.02.
- [62] S. Kamau, E. Barrios, N. K. Karanja, F. O. Ayuke, and J. Lehmann, "Spatial Variation of Soil Macrofauna and Nutrients in Tropical Agricultural Systems Influenced by Historical Charcoal Production in South Nandi, Kenya," *Appl. Soil Ecol.*, vol. 119, pp. 286–293, 2017, doi: 10.1016/j.apsoil.2017.07.007.
- [63] M. P. Laurini, R. B. Mauad, and F. A. L. Aiube, "The Impact of Co-Jumps in the Oil Sector," *Res. Int. Bus. Financ.*, vol. 52, no. 101197, 2020, doi: 10.1016/j.ribaf.2020.101197.
- [64] I. S. Damoah, Y. Mouzughy, and D. K. Kumi, "The Effects of Government Construction Projects Abandonment: Stakeholders' Perspective," *Int. J. Constr. Manag.*, vol. 20, no. 5, pp. 462–479, 2020, doi: 10.1080/15623599.2018.1486172.
- [65] P. Dent, "Local Authority Property Management: Initiatives, strategies, re-organisation and reform," 1st ed., London: Routledge, 2019. doi: 10.4324/9780429432873-6.
- [66] A. Gautam, G. Lodha, K. Potdar, B. Mohanty, and M. L. Vadera, "Comprehensive reality screening of GST in real estate sector of India," *J. Talent Dev. Excell.*, vol. 12, no. 3s, pp. 1193–1204, 2020.
- [67] H. Hermawan, *Metode Kuantitatif SPSS*. 2018.
- [68] I. Ghozali, *Aplikasi Analisis Multivariate Dengan Program IBM SPSS 25*. Semarang: Semarang: Universitas Diponegoro, 2018.
- [69] I. Ghozali, *Structural Equation Modeling Metode Alternatif dengan Partial Least Square (PLS)*, 4th ed. Semarang: Semarang: Universitas Diponegoro, 2014.
- [70] Aduwo and O. Olayeye, "Effects of International Public Sector Accounting Standards on Financial Accountability in Nigeria Public Sector," *Eur. J. Accounting, Audit. Financ. Res.*, vol. 7, no. 3, pp. 41–54, 2019.
- [71] A. Azizov, "Innovation Development and Entrepreneurship Management In Tourism Of Azerbaijan: Current Trends And Priorities," *Mark. Manag. Innov.*, no. 4, pp. 104–120, 2021, doi: 10.21272/mmi.2021.4-09.
- [72] E. N. Kimani, B. T. Kuria, and M. M. Ngigi, "Analysis of Spatial Factors Affecting Rental House Prices: A Case Study of Nyeri Town Constituency, Kenya," *J. Geosci. Geomatics*, vol. 9, no. 3, pp. 110–123, 2021, doi: 10.12691/jgg-9-3-2.
- [73] Y. Lupenko, "Theoretical and Methodological Support of Economic Development of Agricultural Sector and Rural Areas," *Ekon. APK*, vol. 320, no. 6, pp. 6–15, 2021, doi: 10.32317/2221-1055.202106006.
- [74] O. Zoria *et al.*, "Theoretical and Methodological Principles of Investment Support for Innovation-Oriented Development of Agrarian Production," *J. Environ. Manag. Tour.*, vol. 12, no. 3, pp. 695–706, 2022, doi: 10.14505/jemt.v13.3(59).10.
- [75] V. Snieska, V. Venckuviene, and R. Masteikiene, "The Prognostics for Credit Shocks (Financial Crisis) and Insights for Mitigating Consequences," *Eng. Econ.*, vol. 27, no. 1, pp. 47–55, 2016, doi: 10.5755/j01.ee.27.1.9533.
- [76] B. G. Ekemode, "A Fresh Look at The Inflation-Hedging Attributes of Residential Property Investments in Emerging Markets: Evidence From Nigeria," *Prop. Manag.*, vol. 39, no. 3, pp. 419–438,

- 2021, doi: 10.1108/PM-03-2020-0020.
- [77] K. W. Tham, R. Said, and Y. Adnan, "The Dynamic Relationship Between Inflation and Non-Performing Property Loans in Malaysia," *J. Surv. Constr. Prop.*, vol. 12, no. 1, pp. 36–44, 2021, doi: 10.22452/jscp.vol12no1.4.
- [78] V. Cohen and A. Burinskas, "The Evaluation of the Impact of Macroeconomic Indicators on the Performance of Listed Real Estate Companies and Reits," *Ekonomika*, vol. 99, no. 1, pp. 79–92, 2020, doi: 10.15388/ekon.2020.1.5.
- [79] T. T. T. Doan, "Profitability of Real Estate Firms: Evidence Using GMM Estimation," *Manag. Sci. Lett.*, vol. 10, pp. 327–332, 2020, doi: 10.5267/j.msl.2019.8.038.
- [80] U. Malmendier, "Exposure, Experience, and Expertise: Why Personal Histories Matter in Economics," *NBER Work. Pap.*, no. w29336, 2021, doi: 10.2139/ssrn.3935524.
- [81] M. López-Santana and P. Rocco, "Fiscal Federalism and Economic Crises in the United States: Lessons from the COVID-19 Pandemic and Great Recession," *Publius J. Fed.*, vol. 51, no. 3, pp. 365–395, 2021, doi: 10.1093/publius/pjab015.
- [82] U. Malmendier, "FBBVA Lecture 2020 Exposure, Experience, and Expertise: Why Personal Histories Matter in Economics," *J. Eur. Econ. Assoc.*, vol. 19, no. 6, pp. 2857–2894, 2021, doi: 10.1093/jeea/jvab045.
- [83] S. A. A. Shazmin, I. Sipan, M. Sapri, H. M. Ali, and F. Raji, "Property Tax Assessment Incentive for Green Building: Energy Saving Based-model," *Energy*, vol. 122, pp. 329–339, 2017, doi: 10.1016/j.energy.2016.12.078.
- [84] V. Fedosov, O. Tymchenko, and V. Babichenko, "TAX TRANSFORMATIONS EFFECTS," *Financ. Credit Act. Probl. theory Pract.*, vol. 2, no. 29, pp. 462–475, 2019, doi: 10.18371/fcaptp.v2i29.172216.
- [85] N. P. Lien, "How Does Governance Modify the Relationship between Public Finance and Economic Growth: A Global Analysis," *VNU J. Econ. Bus.*, vol. 34, no. 5E, 2018, doi: 10.25073/2588-1108/vnueab.4165.
- [86] C. Martin, K. Hulse, and H. Pawson, "The changing institutions of private rental housing: An international review," *AHURI Final Report No. 292*. Australian Housing and Urban Research Institute Limited, Melbourne, 2018. doi: 10.18408/ahuri-7112201.
- [87] V. Pallavi, "An incidence of property tax-A case study of effect on real estate sector in Mysore city," *Int. J. Civ. Eng. Technol.*, vol. 9, no. 2, pp. 340–348, 2018.
- [88] Z. Parambath and N. Udawatta, "A Framework for Property Developers to Survive in a Recession," in *AUBEA 2017: Australasian Universities Building Education Association Conference 2017*, 2017, pp. 411–418. doi: 10.29007/cfr2.
- [89] C. Tsvakirai, "The Role of Plant Breeders' Rights in an Evolving: Peach and Nectarine Fresh Fruit Sector," *S. Afr. J. Sci.*, vol. 113, no. 7/8, pp. 1–6, 2017, doi: 10.17159/sajs.2017/20160339.

## **The Effect of Inflation, Regional Minimum Wages, and Costs of Subsidized Housing on the Purchasing Power of Low-Income Communities with a Need to Own a Home as an Intervening Variable**

Eko Budi Satoto<sup>1\*</sup> 

<sup>1</sup> Department of Management, Universitas Muhammadiyah Jember, Jalan Karimata No. 49, West Java 68124, Indonesia

Corresponding Author Email: [ekobudisatoto@unmuhjember.ac.id](mailto:ekobudisatoto@unmuhjember.ac.id)

<https://doi.org/10.18280/ijstdp.xxxxxx>

### **ABSTRACT**

**Received:** 8 February 2023

**Accepted:**

**Keywords:**

*inflation, regional minimum wages, costs of subsidized housing, a need to own a home, purchasing power of low-income communities*

This study aims to determine the effect of inflation, regional minimum wages, and subsidized housing costs on the purchasing power of low-income communities needing to own a home as an intervening variable. This study uses the Structural Equation Modeling (SEM) method to analyze the data from the districts of East Java, Indonesia. Broadly speaking, this study found that the higher the need to own a home, the higher the purchasing power of Low-Income Communities because the population is increasing, so the need to own a place to live is also directly proportional. The practical implication of this study is that it can contribute useful information relating to the effect of inflation, regional minimum wages, and subsidized house prices on the purchasing power of low-income communities with a need to own a house as an intervening variable. Therefore, the government needs to control the impact caused by inflation in the form of rising bank interest rates by subsidizing it so that it remains stable. In the future, the government should include housing allowances in the minimum wage component. The government should not only subsidize house prices, but also production costs, so that the price of subsidized houses remains stable.

## **1. INTRODUCTION**

Home is a primary need for humans [1]. Therefore, ideally every human being or every family should have a home [2]. However, from year to year house prices are increasing. This increase in house prices is not followed by an increase in people's income [3]. With the imbalance between housing needs and the low income of this community, developers will find it difficult to sell their products, on the other hand, people with low income will find it difficult to fulfill their primary needs in the form of a house [4].

In Quarter 2 2022, the property price index in East Java reached 100.2, up 4.4 points compared to 95.8 in Quarter 1 2022. The quarter-on-quarter increase reached 4.7 percent [5]. In contrast, according to the Chairman of the DPP of the Association of Housing and Settlement Developers throughout Indonesia (Apersi) Eddy Ganefo, this decline in purchasing power has made commercial housing sales fall 75 percent [6].

In addition to the high price of housing, another factor that hinders home purchases is inflation. According to Indonesia's Finance Minister, Sri Mulyani Indrawati, with rising inflation, it will be increasingly difficult for low-income people to own a home. Of course there is a strong reason, because when there is inflation it will be followed by bank interest rates [7].

Regional Minimum Wage (UMR) is another factor that greatly affects the ability to buy a house. The higher the UMR in a region, the higher the ability of its people to buy a house. Standard house prices that are almost evenly distributed in East Java are not followed by the UMR. This

has resulted in districts with low minimum wages, such as Situbondo Regency, where the minimum wage is very small, it is very difficult to match the ability of Mojokerto Regency, where the minimum wage is very large [8].

The hope of the community to be able to buy a house is with the subsidized housing program [9]. But in reality this subsidized house is also increasingly unbalanced by the basic price of the house. So that this subsidized house is still not affordable by low-income people. This is because the selling value or price of subsidized houses remains high.

The above fact is in line with several studies [10-18] which state that Inflation, UMR, and Subsidized House Prices affect the Purchasing Power of Low-Income Communities. However, there is a research gap in research [19] showing the opposite result that Inflation, UMR, and Subsidized House Prices have no effect on the Purchasing Power of Low-Income Communities.

This study contributes to the government's decision-making related to subsidized houses. Unstable world economic turmoil has resulted in recessions in several countries, including Indonesia. The recession has increased the government's basic inflation, making it more difficult for low-income people to own a home. Novelty in the study is the need to own a house as an intervening variable because the number of people's population in Indonesia is getting higher, so the need for housing is also increasing. In addition, based on the theory of national development, there is a government obligation to facilitate the community in obtaining a sense of security to live. The launch of subsidized houses is a tangible manifestation of the government's seriousness in providing convenience, especially for low-

income people in owning private houses.

From the description above, the following research questions can be formulated (1) Does Inflation affect the purchasing power of low-income people? (2) Does the Regional Minimum Wage affect the Purchasing Power of Low-Income People? (3) Does the Price of Subsidized Houses affect the Purchasing Power of Low-Income People? (4) Does Inflation affect the Need to Own a House? (5) Does the Regional Minimum Wage affect the Need to Own a House? (7) Does the need to own a house affect the purchasing power of low-income people? (8) Does Inflation affect the Purchasing Power of Low-Income People through the Need to Own a House? (6) Does the price of subsidized housing affect the need to own a house? (7) Does the need to own a house affect the purchasing power of low-income people? (8) Does inflation affect the purchasing power of low-income people through the need to own a house? (9) Does the regional minimum wage affect the purchasing power of low-income people through the need to own a house? (10) Does the price of subsidized housing affect the purchasing power of low-income people through the need to own a house?

## 2. LITERATURE REVIEW

The theory of economic development is seen as a multidimensional process that involves various fundamental changes in social structures, attitudes of society, and national institutions, as well as accelerated growth, reduction of inequality, and overcoming poverty. In essence, development reflects a complete change in the social system according to various basic needs and efforts to foster the aspirations of individuals and social groups in the system. In the early stages of economic development, according to them, the relatively large ratio of government expenditures to national income. The initial stage of the government must provide various facilities and infrastructure. In the middle stage of economic development, government investment is still needed to spur growth to take off [20-24].

Inflation is the tendency of prices to rise generally and continuously. An increase in the price of one or two goods alone is not called inflation unless the increase extends to (or results in an increase in) a large part of the price of other goods. Inflation can be divided into two types based on the factors that give rise to it. Inflation occurs as a result of the level of the economy reaching the level of full labor unemployment and rapid economic growth [25]. Inflation occurs due to an increase in production costs [26-30].

Wages are something that is obtained by labor as a form of exchange for services that have been provided to the company. The minimum wage, as regulated in government regulations No. 8 / 1981, is a wage set at the regional, sectoral, and subsectoral minimum. In this case, the minimum wage is the basic wage and benefits. The minimum basic wage is a minimally regulated basic wage both regionally, sectorally, and sub-sectorally. Meanwhile, government regulations that clearly regulated only the basic wage and do not include benefits [31-35].

Several terms can express prices or costs, for example, rates, rent, interest, premiums, commissions, wages, salaries, etc. From a marketing point of view, a price is a monetary unit or another measure (including goods and services) exchanged for the right of ownership or use of a good or

service. Price is the only element of the marketing mix that provides income for the company, while the other three elements are (product, distribution, and promotion) causing costs (expenses). Price is an important point in determining a company's marketing strategy because the price has a great influence on consumers' purchasing power [36-40].

Based on the Regulation of the Minister of Public Housing of the Republic of Indonesia no. 10 of 2012 article 1, a house is a building that functions as a livable residence, a means of family development, a reflection of the dignity and dignity of its occupancy and assets for its owner. A house is not only a building (structural) but also a place of residence that meets the requirements of a decent life, viewed from various aspects of people's lives. Home is understandable as a refuge to enjoy life, rest, and revel with the family. The house's inhabitants get the first impression of their life in this world. The house must guarantee the interests of the family, that is, to growth, give the possibility to live in association with its neighbors, and more than that; the house must give tranquility, pleasure, happiness, and comfort to all events of its life [41-46].

The ability to purchase power can be summed up as the capacity of consumers to buy the number of goods requested in a market with a price level at a certain income and in a certain period. Consumers with low purchasing power or relatively small incomes will tend to consume relatively cheap products with relatively small amounts in order to meet their needs due to their resources. The government has sought to obtain credit with a relatively cheap Inflation rate from the Bank. Then the cost of taking care of a very simple house certificate has been arranged according to the housing developer. To increase public affordability, the government and banks have made policies to help low-income people by providing subsidies for Home Ownership Credit Inflation [47-52].

## 3. HYPOTHESES DEVELOPMENT

### 3.1 The effect of inflation on the purchasing power of low-income communities

High inflation will be a burden for all parties. With the regional minimum wage, the purchasing power of a currency becomes lower or decreases. With the decline in the purchasing power of currencies, people's ability to meet their living needs, goods, and services, will be lower. The unstable pace of the regional minimum wage will make planning difficult for the business world, not encourage people to save and invest, hinder development planning by the government, change the structure of the state budget and regional budget, and various other negative impacts that are not conducive to the overall economy. The result of the study by [Atreya & Czajkowski \(2019\)](#); [Gotama & Anastasia \(2021\)](#); [Ma et al. \(2021\)](#); [Porumb et al. \(2020\)](#); [Prakash et al. \(2021\)](#) shows that inflation affects the purchasing power of low-income people, thus,

*The first hypothesis, H0: Inflation does not affect the purchasing power of low-income people, and H1: Inflation does not affect the purchasing power of low-income people.*

### 3.2 The effect of regional minimum wage on the purchasing power of low-income communities

The demand for an increase in the minimum wage for each district every year is intended to improve the welfare of the workers. However, for companies, it is the opposite because if the minimum wage increases, the production costs incurred are quite high, so there can be inefficiencies in the company, and they will take policies to reduce the number of workers to increase the number of unemployed. The level of wages is also called the average level of work generally accepted in society for all kinds of work. The wage rate can be considered by the hour, day, week, month, or year. The result of the study by Chang et al. (2020); Hsu et al. (2020); Sanderson et al. (2019); Tajani et al. (2017); Yen et al. (2018) shows that the regional minimum wage affects purchasing power of low-income people. Thus, *The second hypothesis, H0: Regional Minimum Wage does not affect the Purchasing Power of Low-Income Communities, and H1: Regional Minimum Wage affects the Purchasing Power of Low-Income Communities.*

### **3.3 The effect of the cost of subsidized housing on the purchasing power of low-income communities**

Based on the Regulation of the Minister of Public Housing of the Republic of Indonesia no. 10 of 2012, article 1 house is a building that functions as a livable place to live in, a family development facility, a reflection of the dignity of its occupants, and an asset for the owner. The price of subsidized housing is also regulated through Public Works and Human Settlements Ministerial Decree No. 242/KPTS/M/2020 concerning subsidized housing prices adjusted to the region. For the Java region, the price of subsidized housing is set at only Rp. 150.5 million, Jabodetabek Rp. 168 million. Other areas, Sumatra Rp. 150.5 million, Bangka Belitung Rp. 156.5 million, Maluku Rp. 168 million to Papua priced at Rp. 219 million. The result of the study by Bhattacharjee et al. (2021); Demko (2020); Kamau et al. (2017); Mlambo (2022); Motoryn et al. (2021); Sumirat et al. (2020) shows that subsidized house prices affect the purchasing power of low-income people. Thus, *The third hypothesis is H0: The price of subsidized housing does not affect the purchasing power of low-income people, and H1: The price of subsidized housing affects the purchasing power of low-income people.*

### **3.4 The effect of inflation on the need to own a home**

Inflation is the increase in prices generally prevailing in an economy from one period to another. Inflation can be considered a monetary phenomenon due to a decrease in the value of the monetary calculation unit of a commodity. Several adverse impacts arise from inflation, including declining economic activity, declining levels of people's prosperity, declining real income of people with fixed incomes, reducing the value of wealth in the form of money, and worsening the division of wealth. The result of the study by Atreya & Czajkowski (2019); Gotama & Anastasia (2021); Ma et al. (2021); Porumb et al. (2020); Prakash et al. (2021) shows that inflation affects the need to own a house. Therefore, *The fourth hypothesis, H0: Inflation has no effect on the need to own a house, and H1: Inflation affects the need to own a house.*

### **3.5 The effect of the regional minimum wage on the need to own a home**

One of the factors of subsidized housing purchase decisions is income. The high income owned by consumers will have an impact on the desire to own a home that can support their prestige and personal interests in the present and the future. Besides, ability in terms of income is also one of the main factors that can make consumers buy a house in cash or credit. The result of the study by Chang et al. (2020); Hsu et al. (2020); Sanderson et al. (2019); Tajani et al. (2017); Yen et al. (2018) shows that the regional minimum wage affects the need to have a home. Thus, *The fifth hypothesis, H0: Regional Minimum Wage does not affect the need to own a house, and H1: Regional Minimum Wage affects the need to own a house.*

### **3.6 The Effect of the Cost of Subsidized Housing on the Need to Own a Home**

Price is the only element in the marketing mix that generates sales revenue. In large companies, pricing is usually handled by divisional or product line managers. However, top management still sets goals and general policies regarding selling prices and often approves price proposals submitted by managers. The result of the study by Bhattacharjee et al. (2021); Demko (2020); Kamau et al. (2017); Mlambo (2022); Motoryn et al. (2021); Sumirat et al. (2020) shows that subsidized housing prices affect the need to own a home. Therefore, *The sixth hypothesis, H0: The price of subsidized housing does not affect the need to own a house, and H1: The price of subsidized housing affects the need to own a house.*

### **3.7 The Effect of the Need to Own a Home on the Purchasing Power of Low-Income Communities**

Based on the Regulation of the Minister of Public Housing of the Republic of Indonesia no. 10 of 2012, article 1 house is a building that functions as a livable place to live in, a family development facility, a reflection of the dignity of its occupants and an asset for the owner. The price of subsidized housing is regulated through Public Works and Human Settlements Ministerial Decree No. 242/KPTS/M/2020 concerning subsidized housing prices adjusted to the region. For the Java region, the price of subsidized housing is set at only Rp. 150.5 million, Jabodetabek Rp. 168 million. Other areas, Sumatra Rp. 150.5 million, Bangka Belitung Rp. 156.5 million, Maluku Rp. 168 million to Papua priced at Rp. 219 million. The result of a study by Bhattacharjee et al. (2021); Demko (2020); Kamau et al. (2017); Mlambo (2022); Motoryn et al. (2021); Sumirat et al. (2020) shows that subsidized house prices affect on the purchasing power of low-income people. Thus, *The seventh hypothesis, H0: The price of subsidized housing affects the purchasing power of low-income people, and H1: The price of subsidized housing affects the purchasing power of low-income people.*

### **3.8 The Effect of Inflation on the Purchasing Power of Low-Income communities through Stock Returns as an Intervening variable**



Inflation is a huge economic problem, especially for developing countries. The source of inflation in developing countries comes from several factors, such as the government budget deficit, which then has an impact on increasing the money supply. Judging from the main factors that cause inflation, inflation can be caused by the demand side, supply side, expectations, or a combination of these three factors. The increase in prices for goods and services continuously impacts a decrease in the value of a country's currency. It causes the purchasing power of money to become weaker. The result of the study by Bilousova (2019); Haeba et al. (2021); Jovanka et al. (2020); Meneses & Flores (2016); Pienaar (2019) shows that inflation affects the purchasing power of low-income people through return on shares as an intervening variable. Thus,

*The eighth hypothesis, H0: Inflation does not affect the Purchasing Power of Low-Income Communities through the Need to Own a House as an Intervening variable, and H1: Inflation affects the Purchasing Power of Low-Income Communities through the Need to Own a House as an Intervening variable.*

### 3.9 The Effect of the Regional Minimum Wage on the Purchasing Power of Low-Income Communities through the Need to Own a Home as an Intervening variable

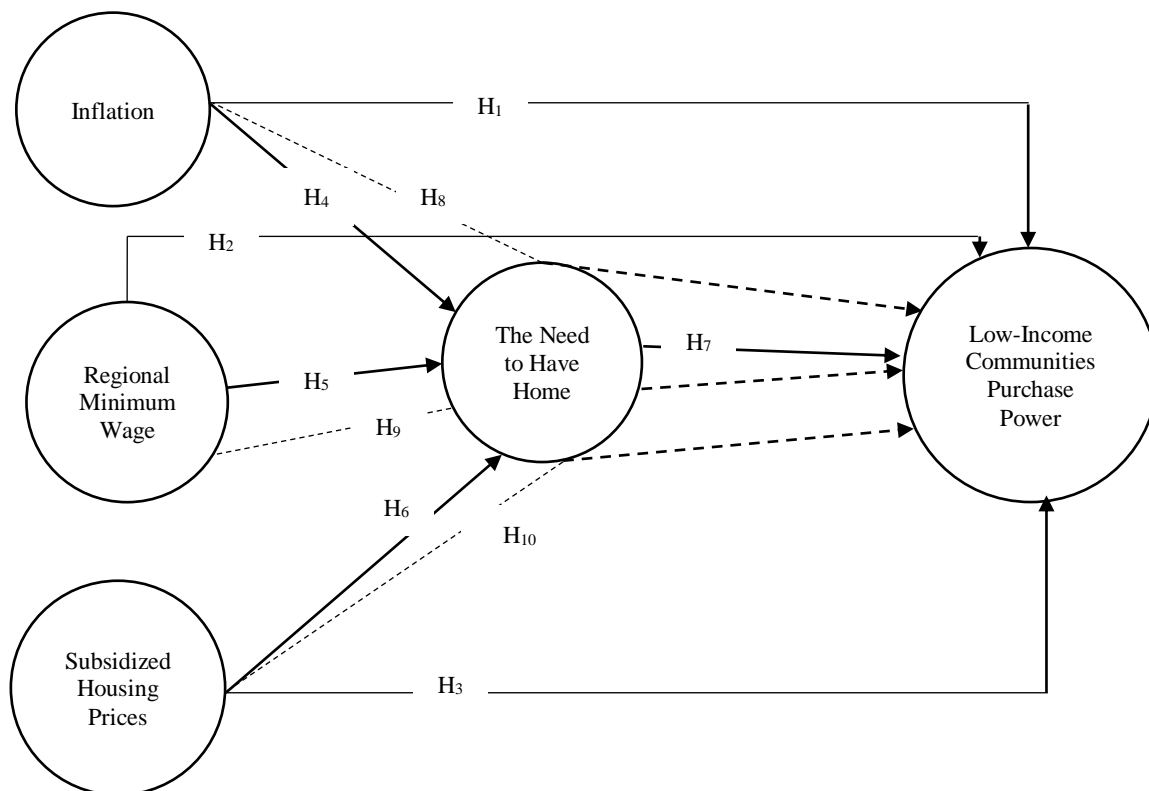
According to Article 23, paragraphs (1) and (2) of Government Regulation 36 of 2021 concerning Wages, the minimum wage is the lowest monthly wage, consisting of basic wages and non-fixed allowances. The basic wage is at least equal to the minimum wage. The minimum wage is determined based on economic and employment conditions; in other words, it is no longer based on decent living needs.

The result of the study by Damoah et al. (2020); Kaluge (2019); Laurini et al. (2020); Li & Wan (2021); Segarra-Oña et al. (2012) shows that the regional minimum wage affects the purchasing power of low-income communities through return on the stock as an intervening variable. Thus, *The ninth hypothesis, H0: UMR does not affect the purchasing power of low-income people through the need to own a house as an intervening variable, and H1: UMR affects the purchasing power of low-income people through the need to own a house as an intervening variable.*

### 3.10 The Effect of the Cost of Subsidized Housing on the Purchasing Power of Low-Income Communities through the Need to Own a Home as an Intervening variable

The Modest Subsidized Housing Development Program was established to expand opportunities for people to obtain housing and reduce social inequality because the price is adjusted to the purchasing power of some low-income groups. The size of a very simple house has been regulated in the Regulation of the State Minister for Public Housing Number 07/PERMEN/M/2008. Result of studies Chau et al. (2021); Dent (2019); Gautam et al. (2020); Malik et al. (2021); Ngangnchi et al. (2022); Ngangnchi & Joefendeh (2021) shows that subsidized house prices affect the purchasing power of low-income people through the need to own a house as an intervening variable. Therefore,

*Tenth hypothesis: H0: The price of subsidized housing does not affect the purchasing power of low-income people through the need to own a house as an intervening variable, and H1: The price of subsidized housing affects the purchasing power of low-income people through the need to own a house as an intervening variable.*



**Figure 1.** Conceptual framework

#### 4. RESEARCH METHODS

The population in this study is cities in East Java Province in 2022. The Saturated Sample method/Census Method is used in taking the sample. It is a technique for determining a sample with all members of the population selected as the sample [67, 68]. The reason for using this method is that there are 38 regencies/cities in East Java Province.

a. Inflation

The following formula is used to measure inflation:

$$\text{Inflation rate} = \text{Inflation} - \text{Inflation}_{-1} \quad (1)$$

b. Regional Minimum Wage (RMW)

The following formula is used to measure Regional Minimum Wage:

$$\text{RMW} = \text{RMW}_t - \text{RMW}_{t-1} \quad (2)$$

c. Costs of Subsidized Housing

The following formula is used to measure the Costs of Subsidized Housing:

$$\text{HRS} = \text{HRS}_t - \text{HRS}_{t-1} \quad (3)$$

d. A Need to Own a Home

The formula used to measure the variable “A need to own a home” is the Distribution of Household Percentage According to Regency/ City and the Status of Ownership of Residential Buildings in East Java Province, as follows:

$$\text{Home Status} = \text{Home Status}_t - \text{Home Status}_{t-1} \quad (4)$$

e. Purchasing Power of Low-Income Communities

The formula used to measure the variable Purchasing Power of Low-Income People is as follows:

$$\text{Purchasing Power Index} = \text{Purchasing Power Index} - \text{Purchasing Power Index}_{-1} \quad (5)$$

The data analysis technique used in this study is structural equation modeling (SEM) analysis. SEM is used to cover the regression's weaknesses [69].

#### 5. RESULTS

East Java Province is one of the centers of economic growth with a fairly high population in Indonesia, where the population has increased yearly. This increase in population growth has stimulated the growth of housing construction in East Java Province, especially small types with subsidized facilities, which can be seen from the increasing number of developers in East Java Province, totaling 32 developers who are members of the East Java REI association, the Jember Commissariat. The City Planning System implemented in East Java Province provides many opportunities for developers to work together to build properties, in this case, houses. This development makes it easier for people to find a place to live. Therefore, a consumer must be selective in choosing a developer. The need for housing is, of course, inseparable from the trend of population growth and the provision of housing based on the number of houses. Development progress (economic) of East Java Province is a relatively high growth rate, where in 2021 it will reach 3.61% and in 2022 it will reach 5.58% so that the average is above national growth.

After analyzing the research data, the next stage is to process descriptive statistical data of research variables. The results of the descriptive statistical data processing of research variables appear in Table 1.

**Table 1.** Descriptive statistical results

Description	Inflation	Regional Minimum Wage	Subsidized House Prices	The Need to Own a Home	Purchasing Power of Low-Income People
Min	-0.16	1,850,671	140,000,000	0.29	0.66
Max	1.44	4,375,479	150,500,000	31.74	0.88
Mean	0.62	2,501,048	149,289,474	5.11	0.74
Std.Dev	0.43	805,140	3,008,168	6.88	0.06

Source: Processed in 2022.

The inflation variable shows an average value (mean) of 0.62. The lowest value of inflation is -0.16, and the highest is 1.44. The standard deviation is 0.43. The regional minimum wage variable shows an average value (mean) of 2,501,048. The lowest value of the regional minimum wage variable is 1,850,671, and the highest value is 4,375,479. The standard deviation is 805,140. The Subsidized House Price variable shows an average value (mean) of 149,289,474. The lowest value of the subsidized house price variable is 140,000,000, and the highest is 150,500,000. The standard deviation is 3,008,168. The variable needs to own a house shows an average value (mean) of 5.11. The lowest value of the Need to have a Home variable is 0.29, and the highest is 31.74. The standard deviation is 6.88. The purchasing power variable of low-income communities shows an average value (mean) of 0.74. The lowest value of the low-income people's

purchasing power variable is 0.66, and the highest value is 0.88. The standard deviation is 0.06.

The discriminant validity test uses the cross-loading value. An indicator is declared to meet discriminant validity if the indicator's cross-loading value on the variable is the largest compared to other variables.

Based on the data presented in Table 2, it can be seen that each indicator in the research variable has a cross-loading value > Rtable. Based on the results obtained, the variables used in this study already have good discriminant validity in compiling their respective variables.

The reliability test with the composite reliability above can be strengthened by using the Cronbach alpha value if the Cronbach alpha value is > 0.7. The following is the Cronbach alpha value of each variable.

**Table 2.** Discriminant validity

Variable	Cross-Loading Value	R <sub>table</sub>	Description
Inflation (X <sub>1</sub> )	1.000	0.266	Valid
Regional minimum wage (X <sub>2</sub> )	1.000	0.266	Valid
Subsidized house prices (X <sub>3</sub> )	1.000	0.266	Valid
The need to have a home (Z)	1.000	0.266	Valid
Purchasing power of low-income people (Y)	1.000	0.266	Valid

Source: Processed in 2022.

**Table 3.** Reliability test result

Variable	Cronbach Alpha
Inflation (X <sub>1</sub> )	1.000
Regional minimum wage (X <sub>2</sub> )	1.000
Subsidized house prices (X <sub>3</sub> )	1.000
The need to have a home (Z)	1.000
Purchasing power of low-income people (Y)	1.000

Source: Processed Data, 2022

Based on the data presented in Table 3, it can be seen that the Cronbach alpha value of each research variable is > 0.7. Thus these results indicate that each research variable has met the requirements for the Cronbach alpha value, so it can be concluded that all variables have a high level of reliability.

A multicollinearity test was conducted to determine the relationship between indicators. To find out whether formative indicators experience multicollinearity by knowing the VIF value. If VIF values are between 5 and 10, the indicator does not have multicollinearity. The following are the results of the multicollinearity test for each of the

variables in this study.

**Table 4.** Variance inflation factors

Variable	VIF
Inflation (X <sub>1</sub> )	1.195
Regional minimum wage (X <sub>2</sub> )	1.307
Subsidized house prices (X <sub>3</sub> )	1.270
The need to have a home (Z)	1.316

Source: Processed Data, 2022

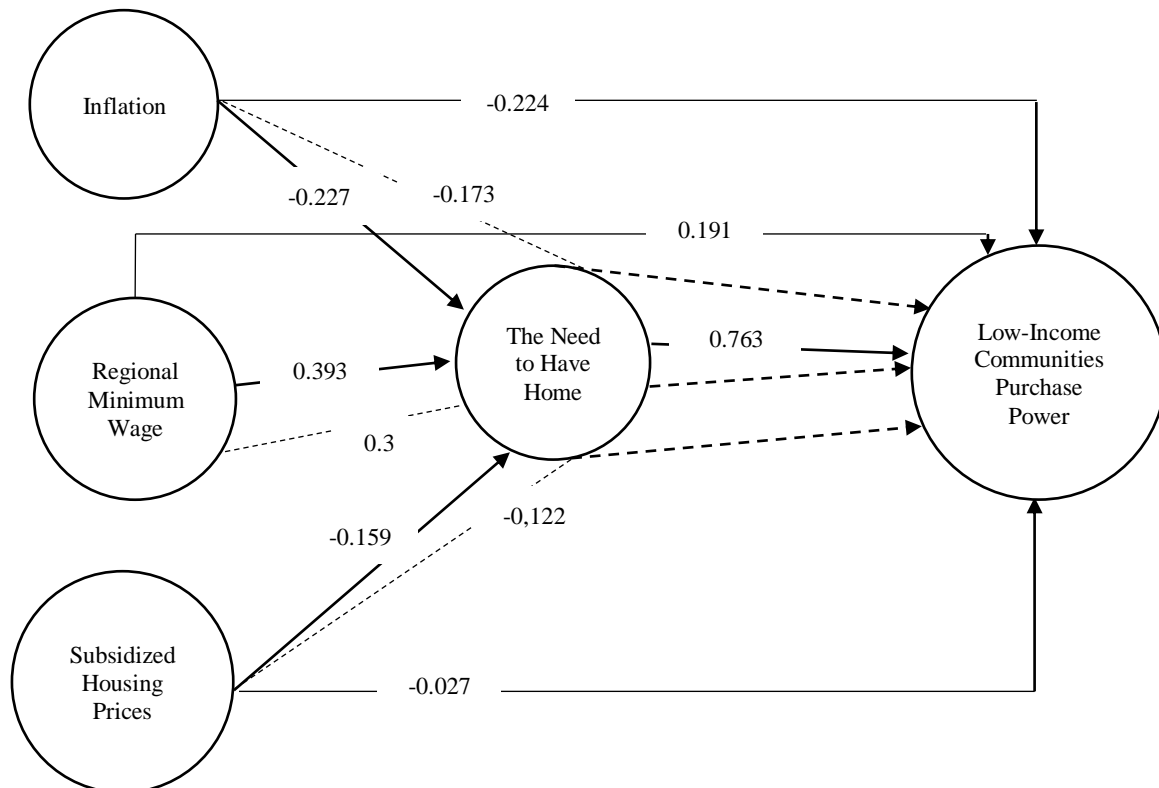
Based on Table 4, the results of the multicollinearity test show that the VIF value is below 10. Therefore, there is no multicollinearity for each of the research variables.

Based on the data processing, the results can be used to answer the hypothesis in this study. Hypothesis testing in this study was carried out by looking at the T-Statistics values and P-Values. The research hypothesis can be stated to reject the Null Hypothesis (H<sub>0</sub>) if the P-Values value < 0.05. The following are the results of hypothesis testing obtained in this study through the inner model.

From the results of the research hypothesis testing model, it can be seen the direct influence and indirect influence of the relationship between variables.

The results of testing the direct influence of relationships between variables can be seen in the following Table 5.

Based on the direct influence testing from Figure 2 and Table 5, it can be seen that the path coefficient of inflation on the purchasing power of low-income people is  $\beta = -0.224$ , which is negative. H<sub>0</sub> is rejected because the p-values are less than 0.05, namely 0.000 so that H<sub>1</sub> is accepted, which means that it shows a significant effect. So based on the calculated value of path coefficients and p-values on the influence relationship between variables, inflation has a significant negative effect on the purchasing power of low-income communities.



**Figure 2.** Test result

**Table 5.** Influence between variables

Variable	Path Coefficients	P-value	Result
Inflation – Purchasing power of low-income people	-0.224	0.000	Significant
Inflation – The need to have a home	-0.227	0.000	Significant
Regional minimum wage – Purchasing power of low-income people	0.191	0.000	Significant
Regional minimum wage – The need to have a home	0.393	0.000	Significant
Subsidized house prices – Purchasing power of low-income people	-0.027	0.000	Significant
Subsidized house prices – The need to have a home	-0.159	0.000	Significant
The need to have a home – Purchasing power of low-income people	0.763	0.000	Significant
Inflation – The need to have a home – purchasing power of low-income people	-0.173	0.000	Significant
Regional minimum wage – The need to have a home – purchasing power of low-income people	0.300	0.000	Significant
Subsidized house prices – The need to have a home – purchasing power of low-income people	-0.122	0.000	Significant

Source: Processed Data, 2022.

The value of the path coefficients of inflation on the need to own a house is  $\beta = -0.227$ , which is negative.  $H_0$  is rejected because the p-values are less than 0.05, namely 0.000 so that  $H_1$  is accepted, which means that it shows a significant effect. So based on the calculated value of path coefficients and p-values on the influence relationship between variables, inflation significantly negatively affects the need to own a house.

The value of the regional minimum wage path coefficients on the purchasing power of low-income communities is  $\beta = 0.191$ , which is positive.  $H_0$  is rejected because the p-values are less than 0.05, namely 0.000 so that  $H_1$  is accepted, which means that it shows a significant effect. So, based on the calculated value of path coefficients and p-values on the influence relationship between variables, the regional minimum wage significantly positively affects the purchasing power of low-income communities.

The path coefficients of the regional minimum wage on the need to own a house are  $\beta = 0.393$ , which is positive.  $H_0$  is rejected because the p-values are less than 0.05, namely 0.000 so that  $H_1$  is accepted, which means that it shows a significant effect. So, based on the calculated value of path coefficients and p-values on the influence relationship between variables, the regional minimum wage significantly positively affects the need to own a house.

The path coefficients of subsidized house prices on the purchasing power of low-income people are  $\beta = -0.027$ , which is negative.  $H_0$  is rejected because the p-values are less than 0.05, namely 0.000 so that  $H_1$  is accepted, which means that it shows a significant effect. So based on the calculated value of path coefficients and p-values on the influence relationship between variables, subsidized house prices significantly negatively affect the purchasing power of low-income communities.

The path coefficients of subsidized house prices for the need to own a house are  $\beta = -0.159$ , which is negative.  $H_0$  is rejected because the p-values are less than 0.05, namely 0.000 so that  $H_1$  is accepted, which means that it shows a significant effect. So based on the calculated value of path coefficients and p-values on the influence relationship between variables, subsidized house prices significantly negatively affect the need to own a home.

The value of the path coefficients of the need to own a house on the purchasing power of low-income people is  $\beta = 0.763$ , which is positive.  $H_0$  is rejected because the p-values are less than 0.05, namely 0.000 so that  $H_1$  is accepted, which means that it shows a significant effect. So based on the calculated values of path coefficients and p-values on the influence relationship between variables, the need to own a house significantly positively affect the purchasing power of

low-income communities.

The value of the path coefficients of inflation on the purchasing power of low-income people through the need to own a house is  $\beta = -0.173$ , which is negative.  $H_0$  is rejected because the p-values are less than 0.05, namely 0.000 so that  $H_1$  is accepted, which means that it shows a significant effect. So based on the calculated value of path coefficients and p-values on the influence relationship between variables, inflation has a significant negative effect on the purchasing power of low-income communities through the need to own a home.

The value of the regional minimum wage path coefficients on the purchasing power of low-income communities through the need to own a home is  $\beta = 0.300$ , which is positive.  $H_0$  is rejected because the p-values are less than 0.05, namely 0.000 so that  $H_1$  is accepted, which means that it shows a significant effect. So based on the calculated value of path coefficients and p-values on the influence relationship between variables, the regional minimum wage has a significant positive effect on the purchasing power of low-income communities through the need to own a home.

The path coefficients of subsidized house prices on the purchasing power of low-income people through the need to own a house are  $\beta = -0.122$ , which is negative.  $H_0$  is rejected because the p-values are less than 0.05, namely 0.000 so that  $H_1$  is accepted, which means that it shows a significant effect. So, based on the calculated value of path coefficients and p-values on the influence relationship between variables, subsidized house prices significantly negatively affect the purchasing power of low-income communities through the need to own a home.

## 6. DISCUSSION

### 6.1 The effect of inflation on the purchasing power of low-income communities

The results of the research hypothesis testing show that inflation significantly negatively affects the purchasing power of low-income people by looking at the significance level of 0.000. This means that the higher the inflation, the lower the purchasing power of low-income people. High inflation can weaken the economy, increase production costs, reduce investment levels, and reduce the purchasing power of people owning subsidized housing. Developers can benefit from inflation. This is achieved if the income earned is higher than production costs. Inflation has a negative effect on people's welfare because inflation affects the prices of people's needs. Inflation that occurs when income is fixed or

even decreases will cause the purchase of subsidized housing to decrease. Inflation is usually followed by an increase in bank interest rates. This can cause home installments to rise, resulting in payment defaults. Therefore, people with low income will rethink buying a house. Likewise, banks will find it difficult to provide mortgages to buyers, especially those with low incomes. Therefore, the government must control inflation and the increase in bank interest rates. This can be done by subsidizing bank interest rates, so that they are stable. This is in line with studies by Aduwo & Olayeye (2019); Azizov (2021); Kimani et al. (2021); Ngangnchi et al. (2022); Ngangnchi & Joefendeh (2021); Pienaar (2019) shows that inflation affects the purchasing power of low-income people.

## **6.2 The effect of regional minimum wage on the purchasing power of low-income communities**

The results of the research hypothesis testing show that the regional minimum wage significantly positively affects the purchasing power of low-income communities by looking at the significance level of 0.000. This means that the higher the regional minimum wage will increase the purchasing power of low-income communities. The regional minimum wage rate increase also means that workers' income has increased. Increased income, in turn, will increase the purchasing power of subsidized housing. According to the quantity theory, a 1 percent increase in the money growth rate causes a 1 percent increase in the inflation rate. According to Fisher's model theory, a 1 percent increase in the inflation rate causes, in turn, a 1 percent increase in the nominal interest rate. Therefore, in setting the Regional Minimum Wage, the government must consider and include housing allowances. Thus, in the future, the Regional Minimum Wage will increase so that people's needs for housing will be met. This is in line with studies by Ekemode (2021); Lupenko (2021); Ross (2018); Ross & Mughan (2018); Snieska et al. (2016); Tham et al. (2021); Zoria et al. (2022) shows that the regional minimum wage affects on the purchasing power of low-income communities.

## **6.3 The effect of costs of subsidized housing on the purchasing power of low-income communities**

The results of the research hypothesis testing show that subsidized house prices significantly negatively affect the purchasing power of low-income people by looking at the significance level of 0.000. This means that the higher the price of subsidized housing, the lower the purchasing power of low-income people. Price is an important supporting factor needed by subsidized housing competing with other products, where prices indicate that subsidized housing is easy to find and reach for all groups. When a subsidized house has a good price, of course, it will increase the purchasing power of subsidized houses. When the cost of producing houses rises, the government should increase the subsidization of houses, so that prices remain affordable. This is in line with studies by [14, 17, 21, 23, 28] shows that subsidized house prices affect the purchasing power of low-income people.

## **6.4 The effect of inflation on the need to own a home**

The results of the research hypothesis testing show that inflation significantly negatively affects the need to own a

home by looking at the significance level of 0.000. This means that the higher the inflation, the lower the need to own a house. In investment, the goods used to invest are very necessary. Inflation is a condition that causes prices to rise. This makes the economic situation reduce productive activities. Rising prices of building materials will cause building construction to cost a lot, so unstable inflation will affect investment in the property sector in the economy. The inflation rate can be used as an indicator to determine the economic conditions in an area. If inflation occurs, there will be an increase in the cost of producing goods, which will affect the investment climate and investment. This is in line with studies by Aduwo & Olayeye (2019); Azizov (2021); Kimani et al. (2021); Ngangnchi et al. (2022); Ngangnchi & Joefendeh (2021); Pienaar (2019) shows that inflation affects the need to own a house.

## **6.5 The effect of regional minimum wage on the need to own a home**

The results of the research hypothesis testing show that the Regional Minimum Wage has a significant positive effect on the Need to Own a Home by looking at the significance level of 0.000. The higher the regional minimum, the higher the need for home ownership. The relationship is directly proportional, so if there is an increase in income, then this will result in the demand for houses being better and actually increasing. The size of one's income affects one's purchasing power, including a house. The higher the income, the more diverse the desires of consumers. This is in line with studies by Ekemode (2021); Lupenko (2021); Ross (2018); Ross & Mughan (2018); Snieska et al. (2016); Tham et al. (2021); Zoria et al. (2022) shows that the regional minimum affects on the need to own a house.

## **6.6 The effect of costs of subsidized housing on the need to own a home**

The results of the research hypothesis testing show that subsidized housing prices significantly negatively affect the need to own a home by looking at the significance level of 0.000. This means that the higher the price of subsidized housing, the lower the need to own a home. The development of the property sector can be seen from the movement of residential property prices. The trend of movement in residential property prices in Indonesia is reflected in the Residential Property Price Index. An increase in property prices will respond to an increase in demand. An increase in demand for credit will be followed by an increase in housing prices, as reflected in the Residential Property Price Index. Government subsidies, in addition to being given directly to house prices, should also be given to the price of construction materials. Thus inflation can still have a positive effect on the need to own a house. This is in line with studies by Balk et al. (2022); Lee (2021); Leombroni et al. (2021); Magweva & Sibanda (2020); Tufail & Batool (2013) shows that subsidized housing prices affect the need to own a home.

## **6.7 The effect of the need to own a home on the purchasing power of low-income communities**

The results of the research hypothesis testing show that the need to own a house significantly positively affects the purchasing power of low-income communities by looking at

the significance level of 0.000. This means that the higher the need to own a house will increase the purchasing power of low-income people. Everyone, including low-income people, need the existence of decent housing. Home is a basic human need besides food and clothing. In general, the need for housing will be more difficult to fulfill than the fulfillment for clothing and food, which tend to be easier to obtain, especially for low-income communities. However, if people need houses more and more, it will motivate people to buy houses even though they have low incomes. The factor that causes low-income people to buy houses is that people get convenience from the government and developers who provide subsidies to low-income people. While another factor because the house is a primary need of society. In order for the price of subsidized housing to remain stable, subsidies to house prices and subsidies to production material prices are increased. This will make the price of subsidized housing have a positive effect on the need to own a house. This is in line with studies by Bhattacharjee et al. (2021); Demko (2020); Kamau et al. (2017); Mlambo (2022); Motoryn et al. (2021); Sumirat et al. (2020) shows that subsidized house prices affect on the purchasing power of low-income people.

### **6.8 The effect of inflation on the purchasing power of low-income communities through the need to own a home**

The results of the research hypothesis testing show that inflation significantly negatively affects the purchasing power of low-income communities through the need to own a home by looking at the significance level of 0.000. This means that the higher the inflation, the lower the purchasing power of low-income people through the need to own a house. The increase in the prices of goods and services has caused the purchasing power of low-income people to fall. The declining purchasing power of low-income people will reduce the need for housing. Conversely, if there is deflation, it means that there has been a decrease in the prices of goods and services. The decline in the prices of these goods and services has increased the purchasing power of low-income earners. This increase in people's purchasing power will impact the housing needs of low-income people. In a crisis inflation is inevitable. But its impact can be minimized by keeping bank interest rates by way of subsidies stable. This is in line with studies by Bao et al. (2022); Cohen & Burinskas (2020); Doan (2020); Eze & Lim (2013); Malmendier (2021a) shows that inflation affects the purchasing power of low-income people through the need to have a home.

### **6.9 The effect of regional minimum wage on the purchasing power of low-income communities through the need to have a home**

The results of testing the research hypothesis using Smartpls show that the regional minimum wage significantly positively affects the purchasing power of low-income communities through the need to own a home by looking at the significance level of 0.000. This means that the higher the inflation, the purchasing power of low-income people will increase through the need to own a house. An increase in the wage rate can increase the demand for money with both transactional and speculative motives, so interest rates will also rise. Therefore, increasing the wage rate will increase the interest rate, assuming that the money supply remains stable. When there is an increase in interest rates, deposit and credit

rates for subsidized mortgage loans also increase so that later these interest rates will affect the fluctuations in the purchasing power of low-income people through the need to own a home. This is in line with studies by López-Santana & Rocco (2021); Malmendier (2021b, 2021a); Okon (2018); Peralta & Santos (2020); Shazmin et al. (2017) show that the regional minimum wage affects on the purchasing power of low-income communities through the need to own a home.

### **6.10 The effect of costs of subsidized housing on the purchasing power of low-income communities through the need to own a home**

The results of the research hypothesis testing show that subsidized house prices significantly negatively affect the purchasing power of low-income people through the need to own a house by looking at the significance level of 0.000. This means that the higher the price of subsidized housing, the lower the purchasing power of low-income people through the need to own a home. The public expects that the price of subsidized housing in Indonesia will increase in the future because the increase in housing demand/demand almost always exceeds the increase in housing supply. Subsidized house prices are considered relatively affordable by low-income people with limited purchasing power, causing a low public response (in the form of buying subsidized houses) to the expectation that house prices will tend to increase in the future. In order to stabilize the price of subsidized housing, subsidies are not only given to the price, but also to the production materials or building materials. This is in line with studies by Fedosov et al. (2019); Lien (2018); Martin et al. (2018); Pallavi (2018); Parambath & Udawatta (2017); Ross & Mughan (2018); Tsvakirai (2017) shows that subsidized house prices affect the purchasing power of low-income people through the need to own a house.

## **7. CONCLUSION**

The results showed that low-income people are influenced by inflation rates related to interest rates, regional minimum wages related to financial capability, and house prices set by the government. The results showed that the regional minimum wage has a significant positive effect on the purchasing power of low-income people in owning a house. This is because the greater the regional minimum wage, the greater the ability to pay subsidized housing installments for low-income people. This research illustrates that the higher the need to own a house, the higher the purchasing power of low-income people because the population is increasing, so the need to have a place to live is also directly proportional. The results showed a significant negative effect between inflation and subsidized housing prices on the need to own a house and the purchasing power of low-income people. Meanwhile, inflation and regional minimum wage are factors that negatively affect the purchasing power of low-income people to own a house. Therefore, the government needs to control the impact caused by inflation in the form of rising bank interest rates by subsidizing it so that it remains stable. In the future, the government should include housing allowances in the minimum wage component. The government should not only subsidize house prices, but also

production costs, so that the price of subsidized houses remains stable.

The practical implication of this study is that it can contribute useful information relating to the effect of inflation, regional minimum wages, and subsidized house prices on the purchasing power of low-income communities with a need to own a house as an intervening variable. This study can also provide additional information for the government concerning providing low-cost, quality housing for low-income communities. This study has limitations that affect its results, namely the focus of the study, which is still focused on one type of house, namely subsidies. A suggestion for future researchers is to expand the types of housing provision, for example, commercial housing with low-interest rates. Furthermore, it is expected that future researchers will add more research samples years in order to be able to describe conditions more concretely. For example, it uses a range of research periods to several years for the research funders or the other parties contributing to research realization.

## REFERENCES

- [1] Ramadhan, A.S., Handoko, L.B. (2015). Rancang bangun sistem keamanan rumah berbasis arduino mega 2560. *Techno.COM*, 15(2): 117-124. <https://core.ac.uk/download/pdf/35382339.pdf>.
- [2] Hamzah, R. (2020). Penerapan azas kekeluargaan dan keadilan pada penyelesaian kredit bermasalah pada pembiayaan perumahan di Indonesia. *Journal of Economic, Bussines and Accounting*, 3(2): 404-411. <https://doi.org/10.31539/costing.v3i2.1141>
- [3] Rahayuningtyas, E.F., Rahayu, F.N., Azhar, Y. (2021). Prediksi harga rumah menggunakan general regression neural network. *Jurnal Informatika*, 8(1): 59-66. <https://doi.org/10.31294/ji.v8i1.9036>
- [4] Aditya, A.M. (2013). Strategi pemasaran pembiayaan KPR syariah bersubsidi bagi masyarakat berpenghasilan rendah di bank BTN Syariah. *Pap. Knowl. Towar. a Media Hist. Doc.*, 12-26.
- [5] Pasar Properti Q2 2022 Kembali Bergairah, Terutama Rumah Di Jawa Timur. (2022). <https://www.rumah.com/areainsider/jawa-timur/article/rumah-di-jawa-timur-15118>, accessed Apr. 19, 2023.
- [6] Supriyadi, E. (2017). Penurunan Daya Beli Guncang Sektor Perumahan. <https://ekonomi.republika.co.id/berita/osvb9o368/penurunan-daya-beli-guncang-sektor-perumahan>.
- [7] Ika, A. (2022). Sri mulyani: Jika Inflasi Tinggi, Masyarakat Semakin Sulit Beli Rumah. <https://money.kompas.com/read/2022/07/06/203000226/sri-mulyani--jika-inflasi-tinggi-masyarakat-semakin-sulit-beli-rumah->, accessed on Apr. 19, 2022.
- [8] Mutia, A. (2022). Daftar Lengkap UMK Jawa Timur 2023, Surabaya Terbesar. <https://databoks.katadata.co.id/datapublish/2022/12/08/daftar-lengkap-umk-jawa-timur-2023-surabaya-terbesar>, accessed on Apr. 19, 2023.
- [9] Widyastuti, E., Handayani, S. (2013). Analisis faktor-faktor yang mempengaruhi keputusan pembelian rumah subsidi dengan menggunakan analisis regresi. *Prosiding Seminar Nasional Statistika*, 111-121. [http://eprints.undip.ac.id/40289/1/A06\\_Erni\\_Widiastuti.pdf](http://eprints.undip.ac.id/40289/1/A06_Erni_Widiastuti.pdf)
- [10] Chapman, B., Lindenmayer, D.B. (2019). A novel approach to the sustainable financing of the global restoration of degraded agricultural land. *Environmental Research Letters*, 14(12). <https://doi.org/10.1088/1748-9326/ab5deb>
- [11] Fransisca, J., Ahalik, A. (2021). Effect of PSAK 72 implementation in property and real estate's financial health. *Research in Management Accounting & Control*, 4(2): 106-117. <https://doi.org/10.33508/rima.v4i2.3529>
- [12] Jovanka, P., Goran, K., Č., Goran, J., Dragan, M. (2020). Uncertainty in SMEs' assessment of coronavirus pandemic risk impact on agri-food sector in Western Balkans. *Ekonomika Poljoprivrede*, 67(2): 445-460. <https://doi.org/10.5937/ekopolj2002445P>
- [13] Khomutenko, A. (2020). Quantification of the economic effect from the management of state finance of Ukraine. *World Financial Review*, 4(65): 69-86. <https://doi.org/10.35774/sf2020.04.069>
- [14] Leombro, M., Piazzesi, M., Schneider, M., Rogers, C. (2021). Inflation and the price of real assets. *NBER Working Paper No. 26740*. <https://doi.org/10.2139/ssrn.3535330>
- [15] Malik, M.A.S., Zafar, M., Ullah, S., Ullah, A. (2021). Role of behavioral biases in real estate prices in Pakistan. *Real Estate Management and Valuation*, 29(1): 41-53. <https://doi.org/10.2478/remav-2021-0005>
- [16] Neupane, P.C. (2021). Tourism governance in the aftermath of COVID-19: A case study of Nepal. *Gaze Journal of Tourism and Hospitality*, 12(1): 44-69. <https://doi.org/10.3126/gaze.v12i1.35676>
- [17] Tufail, S., Batool, S. (2013). An analysis of the relationship between inflation and gold prices: Evidence from Pakistan. *Lahore Journal of Economics*, 18(2): 1-35. <https://doi.org/10.35536/lje.2013.v18.i2.a1>
- [18] Zhang, J., Leoncini, R., Tsai, Y. (2018). Intellectual property rights protection, labour mobility and wage inequality. *Economic Modelling*, 70: 239-244. <https://doi.org/10.1016/j.econmod.2017.11.006>
- [19] Segarra-Oña, M. del V., Peiró-Signes, A., Verma, R., Miret-Pastor, L. (2012). Does environmental certification help the economic performance of hotels? Evidence from the Spanish hotel industry. *Cornell Hospitality Quarterly*, 53(3): 242-256. <https://doi.org/10.1177/1938965512446417>
- [20] Ng, K.F., Lo, H.K., Huai, Y. (2017). Robust public-private partnerships for joint railway and property development. *Frontiers of Engineering Management*, 4(4): 437-450. <https://doi.org/10.15302/j-fem-2017068>
- [21] Balk, B.M., Rambaldi, A.N., Rao, D.S.P. (2022). Macro-economic measures for a globalized world: Global growth and inflation. *Macroeconomic Dynamics*, 26(2): 314-360. <https://doi.org/10.1017/S1365100520000152>
- [22] Kaluge, D. (2019). Multifactor on macroeconomic fundamentals to explain the behavior of sectoral

- indices in the Indonesian stock exchange. *Entrepreneurship and Sustainability Issues*, 7(1): 44-51. [https://doi.org/10.9770/jesi.2019.7.1\(4\)](https://doi.org/10.9770/jesi.2019.7.1(4))
- [23] Lee, H.K.N. (2021). International Real Estate Review. *International Real Estate Review*, 24(2): 221-251. <https://doi.org/10.53383/100321>
- [24] Meneses, Y.E., Flores, R.A. (2016). Feasibility, safety, and economic implications of whey-recovered water in cleaning-in-place systems: A case study on water conservation for the dairy industry. *Journal of Dairy Science*, 99(5): 3396-3407. <https://doi.org/10.3168/jds.2015-10306>
- [25] Sukirno, S. (2016). Makro Ekonomi Teori Pengantar. PT. Rajawali Pers.
- [26] Tanrıvermiş, H. (2020). Possible impacts of COVID-19 outbreak on real estate sector and possible changes to adopt: A situation analysis and general assessment on Turkish perspective. *Journal of Urban Management*, 9(3): 263-269. <https://doi.org/10.1016/j.jum.2020.08.005>
- [27] Eze, U.C., Lim, Y.Y. (2013). Indicators in the purchase of housing properties. *Journal of Southeast Asian Research*, 2013: Article ID 432043. <https://doi.org/10.5171/2013.432043>
- [28] Magweva, R., Sibanda, M. (2020). Inflation and infrastructure sector returns in emerging markets—panel ARDL approach. *Cogent Economics & Finance*, 8: Article ID 1730078. <https://doi.org/10.1080/23322039.2020.1730078>
- [29] Mpakaniye, J.P. (2019). Effect of temporary differences on deferred tax in the banking sector in Rwanda. *SSRN Electronic Journal*. <https://doi.org/10.2139/ssrn.3358577>
- [30] Okon, E.O. (2018). Poverty in Nigeria: A social protection framework for the most vulnerable groups of internally displaced persons. *American International Journal of Social Science Research*, 2(1): 66-80. <https://doi.org/10.46281/aijssr.v2i1.169>
- [31] Bao, W., Tao, R., Afzal, A., Dördüncü, H. (2022). Real estate prices, inflation, and health outcomes: Evidence from developed economies. *Frontiers in Public Health*, 10: 1-6. <https://doi.org/10.3389/fpubh.2022.851388>
- [32] Benigno, P., Nisticò, S. (2020). Non-neutrality of open-market operations. *American Economic Journal: Macroeconomics*, 12(3): 175-226. <https://doi.org/10.1257/mac.20180030>
- [33] Cheng, Y., Liu, C., Yang, H., Zhang, H. (2021). The structure of commercial forests “tending to become economic forests”: An analysis of causes based on labor cost effects and relative-revenue effects. *Scientia Silvae Sinicae*, 57(7): 184-193. <https://doi.org/10.11707/j.1001-7488.20210720>
- [34] Lopez, L.A., Yoshida, J. (2022). Estimating housing rent depreciation for inflation adjustments. *Regional Science and Urban Economics*, 95: Article ID 103733. <https://doi.org/10.1016/j.regsciurbeco.2021.103733>
- [35] Peralta, S., dos Santos, J.P. (2020). Who seeks reelection: Local fiscal restraints and political selection. *Public Choice*, 184: 105-134. <https://doi.org/10.1007/s11127-019-00702-7>
- [36] Cao, J., Huang, B., Lai, R.N. (2015). On the effectiveness of housing purchase restriction policy in China: A difference in difference approach. *SSRN Electronic Journal*. <https://doi.org/10.2139/ssrn.2584275>
- [37] Cohn, S. (2021). The Tax Revolt. In *All Societies Die*. Cornell University Press. <https://doi.org/10.7591/cornell/9781501755903.003.0029>
- [38] Haeba, A.A., Umar, A., Asis, M., Makassar, A. (2021). The influence of the level of public awareness and public understanding of the rules on the achievement of locally generated revenue (PAD) targets through the property tax (PBB) collection process. In *Proceedings of the International Conference on Industrial Engineering and Operations Management*, pp. 3756-3763.
- [39] Li, L., Wan, W.X. (2021). The effect of expected losses on the Hong Kong property market. *Journal of Real Estate Finance and Economics*. <https://doi.org/10.1007/s11146-021-09851-3>
- [40] Sumirat, E., Nidar, S.R., Herwany, A., Wiryono, S.K. (2020). Risk impact besides capital structure and investment valuation into public housing project's investment rate. *Academy of Strategic Management Journal*, 19(5): 1-11.
- [41] Ma, L., Liu, H.J., Edwards, D.J., Sing, M.C.P. (2021). Housing price dynamics on residential construction: A case study of the Australian property sector. *Structural Change and Economic Dynamics*, 59: 525-532. <https://doi.org/10.1016/j.strueco.2021.10.001>
- [42] Bhattacharjee, A., Bhowmik, M., Chiranjit, P., Das Chowdhury, B., Debnath, B. (2021). Rubber tree seed utilization for green energy, revenue generation and sustainable development – A comprehensive review. *Industrial Crops and Products*, 174: Article ID 114186. <https://doi.org/10.1016/j.indcrop.2021.114186>
- [43] Gotama, K.R., Anastasia, N. (2021). The impact of Corona Virus Disease 2019 (COVID-19) on Indonesia Property Stock Index. *Petra IJBS International Journal of Business Studies*, 4(2): 85-96. <https://doi.org/10.9744/ijbs.4.2.85-96>
- [44] Ngangnchi, F.H., Joefendeh, R. (2021). External debt, public investment and economic growth in Cameroon. *International Journal of Finance Research*, 2(4): 260-273. <https://doi.org/10.47747/ijfr.v2i4.461>
- [45] Ngangnchi, F.H., Joefendeh, R., Innocent, L. (2022). External debt, public investment and economic growth in Cameroon. *International Journal of Economics and Financial Research*, 8(1): 23-29. <https://doi.org/10.32861/ijefr.81.23.29>
- [46] Pienaar, W.J. (2019). Guidelines for the choice of road projects by government. *Tydskrift vir Geesteswetenskappe*, 59(1): 126-141. <https://doi.org/10.17159/2224-7912/2019/v59n1a9>
- [47] Bilousova, O.S. (2019). Assessing the impact of tax reforms on the long-term sustainability of public finances. *Statistika Ukrainy*, 86(3): 25-37. [https://doi.org/10.31767/su.3\(86\)2019.03.03](https://doi.org/10.31767/su.3(86)2019.03.03)
- [48] Chau, K.W., Lai, L. W.C., Liang, J., Ng, F.F., Wong, K.T. (2021). The negative impact of public sector-led redevelopment projects on the prices of old and new housing units in high density urban areas.



- International Journal of Construction Management, 21(11): 1156-1164. <https://doi.org/10.1080/15623599.2019.1604113>
- [49] Demko, V.S. (2020). Economic influence of multiplicative effect of investment charges of industry of tourist services. *Scientific Bulletin of Polissia*, 2(21): 145-154. [https://doi.org/10.25140/2410-9576-2020-2\(21\)-145-154](https://doi.org/10.25140/2410-9576-2020-2(21)-145-154)
- [50] Mlambo, C. (2022). Politics and the natural resource curse: Evidence from selected African states. *Cogent Social Sciences*, 8: Article ID 2035911. <https://doi.org/10.1080/23311886.2022.2035911>
- [51] Ross, J.M. (2018). The Effect of Property Reassessments on Fiscal Transparency and Government Growth: Evidence from Virginia. *Mercatus Working Paper*. <https://doi.org/10.2139/ssrn.3211643>
- [52] Ross, J.M., Mughan, S. (2018). The effect of fiscal illusion on public sector financial management. *Public Finance Review*, 46(4): 635-664. <https://doi.org/10.1177/1091142116676360>
- [53] Atreya, A., Czajkowski, J. (2019). Graduated flood risks and property prices in galveston county. *Real Estate Economics*, 47(3): 807-844. <https://doi.org/10.1111/1540-6229.12163>
- [54] Porumb, V.A., Maier, G., Anghel, I. (2020). The Impact of Building Location on Green Certification Price Premiums: Evidence from Three European Countries. *Journal of Cleaner Production*, 272: 122080. <https://doi.org/10.1016/j.jclepro.2020.122080>
- [55] Prakash, K.B., Abimannan, K.J., Sudhagar, P., Divyabharath, P., Rajesha, S.K., Mohan, M.S. (2021). Influence of fiber volume and fiber length on thermal and flexural properties of a hybrid natural polymer composite prepared with banana stem, pineapple leaf, and s-glass. *Advances in Materials Science and Engineering*, 2021(6329400): 1-11. <https://doi.org/10.1155/2021/6329400>
- [56] Chang, B.H., Sharif, A., Aman, A., Suki, N.M., Salman, A., Khan, S.A.R. (2020). The asymmetric effects of oil price on sectoral islamic stocks: New evidence from quantile-on-quantile regression approach. *Resources Policy*, 65: 101571. <https://doi.org/10.1016/j.resourpol.2019.101571>
- [57] Hsu, S.H., Chen, T.J., Lin, S.Y., Chang, C.O. (2020). Did housing prices drop dramatically after the Kaohsiung gas explosions? *Academic Economic Papers*, 48(1): 33-68.
- [58] Sanderson, D.C., Shakurina, F., Lim, J. (2019). The impact of sale and leaseback on commercial real estate prices and initial yields in the UK. *Journal of Property Research*, 36(3): 245-271. <https://doi.org/10.1080/09599916.2019.1642370>
- [59] Tajani, F., Morano, P., Torre, C.M., Di Liddo, F. (2017). An Analysis of the Influence of Property Tax on Housing Prices in the Apulia Region (Italy). *Buildings*, 7(3): 67. <https://doi.org/10.3390/buildings7030067>
- [60] Yen, B.T.H., Mulley, C., Shearer, H., Burke, M. (2018). Announcement, construction or delivery: when does value uplift occur for residential properties? Evidence from the gold coast light rail system in Australia. *Land use policy*, 73: 412-422. <https://doi.org/10.1016/j.landusepol.2018.02.007>
- [61] Motoryn, R.M., Motoryna, T.M., Prykhodko, K.R. (2021). How the structure of GDP of ukraine responded to COVID-19. *Statistics of Ukraine*, 92(1): 16-25. [https://doi.org/10.31767/su.1\(92\)2021.01.02](https://doi.org/10.31767/su.1(92)2021.01.02)
- [62] Kamau, S., Barrios, E., Karanja, N.K., Ayuke, F.O., Lehmann, J. (2017). Spatial variation of soil macrofauna and nutrients in tropical agricultural systems influenced by historical charcoal production in South Nandi, Kenya. *Applied Soil Ecology*, 119: 286-293. <https://doi.org/10.1016/j.apsoil.2017.07.007>
- [63] Laurini, M.P., Mauad, R.B., Aiube, F.A.L. (2020). The impact of co-jumps in the oil sector. *Research in International Business and Finance*, 52: 101197. <https://doi.org/10.1016/j.ribaf.2020.101197>
- [64] Damoah, I.S., Mouzughy, Y., Kumi, D.K. (2020). The effects of government construction projects abandonment: Stakeholders' perspective. *International Journal of Construction Management*, 20(5): 462-479. <https://doi.org/10.1080/15623599.2018.1486172>
- [65] Dent, P. (2019). *Local Authority Property Management: Initiatives, Strategies, Re-Organisation And Reform* (1st ed.). London: Routledge. <https://doi.org/10.4324/9780429432873-6>
- [66] Gautam, A., Lodha, G., Potdar, K., Mohanty, B., Vadera, M.L. (2020). Comprehensive reality screening of GST in real estate sector of India. *Journal of Talent Development and Excellence*, 12(3s): 1193-1204.
- [66] Chang, B.H., Sharif, A., Aman, A., Suki, N.M., Salman, A., Khan, S.A.R. (2020). The asymmetric effects of oil price on sectoral islamic stocks: New evidence from quantile-on-quantile regression approach. *Resources Policy*, 65: 101571. <https://doi.org/10.1016/j.resourpol.2019.101571>
- [67] **Hermawan, H. (2018). Metode Kuantitatif SPSS.**
- [68] Ghozali, I. (2018). *Aplikasi Analisis Multivariate Dengan Program IBM SPSS 25*. Semarang: Universitas Diponegoro.
- [69] Ghozali, I. (2014). *Structural Equation Modeling Metode Alternatif dengan Partial Least Square (PLS)* (4th ed.). Semarang: Universitas Diponegoro.
- [70] Aduwo, G.A., Olayeye, O.O. (2019). Effects of international public sector accounting standards on financial accountability in Nigeria public sector. *European Journal of Accounting, Auditing, and Finance Research*, 7(3): 41-54.
- [71] Azizov, A. (2021). Innovation development and entrepreneurship management in tourism of Azerbaijan: Current trends and priorities. *Marketing and Management of Innovations*, 4: 104-120. <https://doi.org/10.21272/mmi.2021.4-09>
- [72] Kimani, E.N., Kuria, B.T., Ngigi, M.M. (2021). Analysis of spatial factors affecting rental house prices: A case study of Nyeri Town Constituency, Kenya. *Journal of Geosciences and Geomatics*, 9(3): 110-123. <https://doi.org/10.12691/jgg-9-3-2>
- [73] Lupenko, Y. (2021). Theoretical and methodological support of economic development of agricultural sector and rural areas. *Ekonomika APK*, 320(6): 6-15. <https://doi.org/10.32317/2221-1055.202106006>
- [74] Zoria, O., Yasnolob, I., Galych, O., Cherchatyi, O.,

- Tiutiunnyk, Y., Tiutiunnyk, S., Dugar, T., Kalian, O., Mokiienko, T. (2022). Theoretical and methodological principles of investment support for innovation-oriented development of agrarian production. *Journal of Environmental Management and Tourism*, 12(3): 695-706. [https://doi.org/10.14505/jemt.v13.3\(59\).10](https://doi.org/10.14505/jemt.v13.3(59).10)
- [75] Snieska, V., Venckuviene, V., Masteikiene, R. (2016). The prognostics for credit shocks (financial crisis) and insights for mitigating consequences. *Engineering Economics*, 27(1): 47-55. <https://doi.org/10.5755/j01.ee.27.1.9533>
- [76] Ekemode, B.G. (2021). A fresh look at the inflation-hedging attributes of residential property investments in emerging markets: Evidence from Nigeria. *Property Management*, 39(3): 419-438. <https://doi.org/10.1108/PM-03-2020-0020>
- [77] Tham, K.W., Said, R., Adnan, Y. (2021). The dynamic relationship between inflation and non-performing property loans in Malaysia. *Journal of Surveying, Construction and Property*, 12(1): 36-44. <https://doi.org/10.22452/jscp.vol12no1.4>
- [78] Cohen, V., Burinskas, A. (2020). The evaluation of the impact of macroeconomic indicators on the performance of listed real estate companies and reits. *Ekonomika*, 99(1): 79-92. <https://doi.org/10.15388/ekon.2020.1.5>
- [79] Doan, T.T.T. (2020). Profitability of real estate firms: Evidence using GMM estimation. *Management Science Letters*, 10: 327-332. <https://doi.org/10.5267/j.msl.2019.8.038>
- [80] Malmendier, U. (2021). Exposure, experience, and expertise: Why personal histories matter in economics. NBER Working Paper No. w29336. <https://doi.org/10.2139/ssrn.3935524>
- [81] López-Santana, M., Rocco, P. (2021). Fiscal federalism and economic crises in the United States: Lessons from the COVID-19 pandemic and great recession. *Publius: The Journal of Federalism*, 51(3): 365-395. <https://doi.org/10.1093/publius/pjab015>
- [82] Malmendier, U. (2021). FBBVA lecture 2020 exposure, experience, and expertise: Why personal histories matter in economics. *Journal of the European Economic Association*, 19(6): 2857-2894. <https://doi.org/10.1093/jeea/jvab045>
- [83] Shazmin, S.A.A., Sipan, I., Sapri, M., Ali, H.M., Raji, F. (2017). Property tax assessment incentive for green building: Energy saving based-model. *Energy*, 122: 329-339. <https://doi.org/10.1016/j.energy.2016.12.078>
- [84] Fedosov, V., Tymchenko, O., Babichenko, V. (2019). Tax transformations effects. *Financial and Credit Activity: Problems of Theory and Practice*, 2(29): 462-475. <https://doi.org/10.18371/fcaptp.v2i29.172216>
- [85] Lien, N. P. (2018). How does governance modify the relationship between public finance and economic growth: A global analysis. *VNU Journal of Economics and Business*, 34(5E). <https://doi.org/10.25073/2588-1108/vnueab.4165>
- [86] Martin, C., Hulse, K., Pawson, H. (2018). The changing institutions of private rental housing: An international review. AHURI Final Report No. 292. Australian Housing and Urban Research Institute Limited, Melbourne. <https://doi.org/10.18408/ahuri-7112201>
- [87] Pallavi, V. (2018). An incidence of property tax-A case study of effect on real estate sector in Mysore city. *International Journal of Civil Engineering and Technology*, 9(2): 340-348.
- [88] Parambath, Z., Udawatta, N. (2017). A framework for property developers to survive in a recession. In AUBEA 2017: Australasian Universities Building Education Association Conference 2017, pp. 411-418. <https://doi.org/10.29007/cfr2>
- [89] Tsvakirai, C. (2017). The role of plant breeders' rights in an evolving: Peach and nectarine fresh fruit sector. *South African Journal of Science*, 113(7/8): 1-6. <https://doi.org/10.17159/sajs.2017/20160339>

## Copyright Transfer Agreement

*Please read the terms of this agreement, and send back a scanned copy of the signed original.*

**Article entitled:**

**Author/s:**

**Corresponding author (if more than one author):**

**Journal Name:**

**Publisher:**

**International Information and Engineering Technology Association**

### 1. Copyright Assignment

The author hereby grants the Publisher the exclusive license for commercial use of above article throughout the world, in any form, in any language, for the full term of copyright, effective upon acceptance for publication.

### 2. Author's Warranties

The author warrants that the article is original, written by stated author/s, has not been published before and it will not be submitted anywhere else for publication prior to acceptance/rejection by the Publisher, contains no unlawful statements, does not infringe the rights of others, is subject to copyright that is vested exclusively in the author and free of any third party rights, and that any necessary written permissions to quote from other sources have been obtained by the author/s.

### 3. User rights

This article, if accepted, will be an open access article distributed under the terms and conditions of the Creative Commons Attribution License (<http://creativecommons.org/licenses/by/3.0/>). Publisher will insert the following note at the end of the published text: © 2022 by the authors; licensee IIETA, Edmonton, Canada. This article is an open-access article distributed under the terms and conditions of the Creative Commons Attribution License (<http://creativecommons.org/licenses/by/3.0/>).

### 4. Rights of Authors

Authors retain the following rights:

- all proprietary rights relating to the article, other than copyright, such as patent rights,
- the right to use the substance of the article in future own works, including lectures and books,
- the right to reproduce this article for own purposes, provided the copies are not offered for sale.

An author may self-archive an author-created version of his/her article on his/her own website and or in his/her institutional repository. He/she may also deposit this version on his/her funder's or funder's designated repository at the funder's request or as a result of a legal obligation, provided it is not made publicly available until 12 months after official publication. Furthermore, the author may only post his/her version provided acknowledgement is given to the original source of publication and a link is inserted to the published article on <http://www.iieta.org>. The link must be accompanied by the following text: "The original publication is available also at <http://www.iieta.org>". He/she may use the Publisher's PDF version, which is posted on <http://www.iieta.org>, for the purpose of self-archiving or deposit. Any other use of the article requires permission from the Publisher.

### 5. Co-Authorship

If the article was prepared jointly with other authors, the signatory of this form warrants that he/she has been authorized by all co-authors to sign this agreement on their behalf, and agrees to inform his/her co-authors of the terms of this agreement.

## 6. Publication Fee

Please refer to the Instructions for Authors of each IIETA journal for whether the journal charges a publication fee and, if yes, how much the journal charges in publication.

## 7. Termination

This agreement can be terminated by the author or the Publisher upon two months' notice where the other party has materially breached this agreement and failed to remedy such breach within a month of being given the terminating party's notice requesting such breach to be remedied. No breach or violation of this agreement will cause this agreement or any license granted in it to terminate automatically or affect the definition of the Publisher. After the lapse of forty (40) years of the date of this agreement, this agreement can be terminated without cause by the author or the Publisher upon two years' notice. The author and the Publisher may agree to terminate this agreement at any time. This agreement or any license granted in it cannot be terminated otherwise than in accordance with this section 6.

## 8. Royalties

This agreement entitles the author to no royalties or other fees. To such extent as legally permissible, the author waives his or her right to collect royalties relative to the article in respect of any use of the article by the Publisher or its sublicense.

## 9. Miscellaneous

The Publisher will publish the article (or have it published) in the Journal, if the article's editorial process is successfully completed and the Publisher or its sublicense has become obligated to have the article published. The Publisher may conform the article to a style of punctuation, spelling, capitalization and usage that it deems appropriate. The author acknowledges that the article may be published so that it will be publicly accessible and such access will be free of charge for the readers. The Publisher will be allowed to sublicense the rights that are licensed to it under this agreement. This agreement will be governed by the laws of Canada.

## 10. Scope of the Commercial License

The exclusive right and license granted under this agreement to the Publisher for commercial use is as follows:

- a. to prepare, reproduce, manufacture, publish, distribute, exhibit, advertise, promote, license and sub-license printed and electronic copies of the article, through the Internet and other means of data transmission now known or later to be developed; the foregoing will include abstracts, bibliographic information, illustrations, pictures, indexes and subject headings and other proprietary materials contained in the article,
- b. to exercise, license, and sub-license others to exercise subsidiary and other rights in the article, including the right to photocopy, scan or reproduce copies thereof, to reproduce excerpts from the article in other works, and to reproduce copies of the article as part of compilations with other works, including collections of materials made for use in classes for instructional purposes, customized works, electronic databases, document delivery, and other information services, and publish, distribute, exhibit and license the same.

Where this agreement refers to a license granted to the Publisher in this agreement as exclusive, the author commits not only to refrain from granting such license to a third party but also to refrain from exercising the right that is the subject of such license otherwise than by performing this agreement.

The Publisher will be entitled to enforce in respect of third parties, to such extent as permitted by law, the rights licensed to it under this agreement.




**Corresponding author's signature:**

.....

**Name printed:**

**Date:**

## Instructions for Preparing Papers for *International Journal of Sustainable Development and Planning*

Aaa Surname<sup>1\*</sup>, Bbb B. Surname<sup>2</sup>, Ccc C.C. Surname<sup>3</sup>

<sup>1</sup> Affiliation, address

<sup>2</sup> Affiliation, address

<sup>3</sup> Affiliation, address

Corresponding Author Email:

<https://doi.org/10.18280/ijstdp.xxxxxx>

### ABSTRACT

**Received:**

**Accepted:**

**Keywords:**

key word 1, key word 2, key word 3, key  
word 4, key word 5, key word 6, key word  
7, key word 8  
(no more than 8 keywords)

Detailed instructions for preparing your paper submitted to *International Journal of Sustainable Development and Planning* are given as follows. Please be responsible for the quality and appearance of your work. It's strongly recommended that you directly type over the template or just cut and paste from another document and use markup styles. Please keep in mind all the way through the preparation: do not modify page setup in this template, such as font, line spacing, margin, uppercase and lowercase, and the order of sections. The abstract section is mandatory, with a word limit of 200 words. The purpose, methodology, results & conclusions, and implications should be summarized here. Avoid inserting any reference in this section. In the Keywords section, please enter words or phrases in alphabetical order. There is a maximum of 8 keywords.

## 1. INTRODUCTION

Throughout the main text, please follow these prescribed settings: 1) the font is mostly Times New Roman; 2) almost all the words are typed in 10 points; 3) each line throughout the paper is single-spaced; 4) in most cases, 10 pts spacing shall be left above and below any heading, title, caption, formula equation, figure and table.

As mentioned in the abstract section, it will be rather easy to follow these rules as long as you just replace the "content" here without modifying the "form".

## 2. PAGE SETUP

The book size should be in A4 (8.27 inches × 11.69 inches). Do not change the current page settings when you use the template.

The number of pages for the manuscript must be no more than ten, including all the sections. Please make sure that the whole text ends on an even page. Please do not insert page numbers. Please do not use the Headers or the Footers because they are reserved for the technical editing by editors.

## 3. SECTION HEADINGS

The way that section titles and other headings are displayed in these instructions, is meant to be followed in your paper.

Level 1: Times New Roman, 10, bold, all letters capitalized, 20 pts spacing above heading and 10 pts below, Example: "**3. SECTION HEADINGS**"

Level 2: Times New Roman, 10, bold, only the first letter as

well as proper nouns capitalized, 10 pts spacing above heading, 10 pts spacing below heading. However, when a Level 2 heading is directly above a Level 1 heading, just leave 10 pts spacing between them instead of 20 pts. Example: "**4.1 Paper title**".

Level 3: Times New Roman, 10, not bold, only the first letter as well as proper nouns capitalized, 10 pts spacing above and below heading. However, when a Level 3 heading is directly below a Level 2 heading, just leave 10 pts spacing between them instead of 20 pts. Example: "4.2.1 Name"

No more levels successive to Level 3 are allowed. If you must add some "Level 4" heading, just place it at the beginning of a paragraph, underline it, and follow it with a full stop and immediately the text. For example:

The heater tube. This device is used as the electrical resistance for providing heat input. D.C. voltage is applied at the...

Do not begin a new section directly at the bottom of the page, instead, move the heading to the top of the next page.

## 4. MORE DETAILS ABOUT PAPER TITLE AND AUTHOR INFORMATION

### 4.1 Paper title

Paper titles should be written in upper-case and lower-case letters, not all upper-case, e.g., "Instructions for preparing papers for *International Journal of Sustainable Development and Planning*". Do not use capital letters for prepositions, articles or conjunctions unless one is the first word.

Avoid writing long formulas with subscripts in the title; short formulas that identify the elements are fine (e.g., “Nd–Fe–B”).

## 4.2 Author information

### 4.2.1 Name

Full names of authors are required. The middle name can be abbreviated.

### 4.2.2 Affiliation

Different affiliations shall be listed in separate lines. Do not insert any punctuation at the end of each affiliation. If all the authors are affiliated to the same organization, type that affiliation just once.

### 4.2.3 Superscripts

To match authors and their own affiliations, please insert numerical superscripts, i.e., “<sup>1, 2, 3, 4 ...</sup>” followed by a space, after name and, correspondingly, before affiliation. If all the authors are affiliated to the same one organization, any number is no need.

Do not forget to denote the corresponding author with a superscript asterisk (\*). You may offer emails of all co-authors. But in the final version of your manuscript, only one valid email of the corresponding author will be kept.

## 5. MATH

### 5.1 Equations

(1) Tool: You are strongly recommended to use MathType (<http://www.mathtype.com>) to edit equations. Microsoft Equation Editor is also acceptable. (Insert | Object | Create New | Microsoft Equation *or* MathType Equation). “Float over text” should *not* be selected.

(2) Format: The size of equation is 10 pts. Remember to leave 10 pt spacing both above and below an equation. Set the equation flush left, without indenting it.

(3) Numbering: Make sure that placing and numbering of equations is consistent throughout your manuscript. References to the equations should be as Eq. (1). Make the number of an equation flush-right. For example:

(1)

### 5.2 Measurement units and numbers

Please use the SI set of units as much as possible. Wherever the application domain uses a different set of units widely, please minimize the use of non-standard units or non-standard symbols for those units. For example, the use of “a” for year (annum) is depreciated and the use of “y” is encouraged instead. Similarly, “h” should be used for hours instead of “hr” and “t” instead of “ton” or “tonne”. It is important to take care of the case in which the measurement units are typed. E.g. “Km” does not mean “kilometres”, but “Kelvin-meters”.

When providing numerical values followed by measurement units, please leave a regular space or non-breaking space between each value and the measurement unit. This also includes percentages and degrees Celsius (e.g. 42% or 35%, 234°C, 504 K). This rule also applies to the unit for litre, which is recommended to be capital “L”.

The authors are encouraged to render the numbers specifying the dot as a decimal separator and the comma as a thousand separator. Please use the British style for numbers – i.e. 1,000,000 and not 1000000 or 1 000 000.

## 6. TABLES AND FIGURES

### 6.1 General

(1) Briefly and descriptively title each table and caption each figure. Place figure captions below the figures whereas table titles above the tables. Please do not include captions as part of the figures or put them in “text boxes” linked to the figures. Also, do not place borders around the outside of your figures.

(2) All the table titles and figure captions should be centered, Times New Roman font and 10 pts in size. Just capitalize the first letter of words, phrases and sentences which are included in tables and figures.

(3) Reference each table and figure within the text by writing: e.g., Table 1 or Figure 1 (instead of Tab. 1 or Fig. 1). If possible, place tables and figures in the order mentioned in the text, at top or bottom of page, as close as possible to text reference.

(4) Allow 10 pts spacing between the table title and the table (or between the figure and its caption). The equal spacing is allowed between the table or figure and the following text.

### 6.2 Tables

Words within a table should use 9 pts. The table number should be in bold type.

In general, if a table is too long to fit one page, the table number and heading should be repeated on the next page before the table is continued. Alternatively, the table may be spread over two consecutive pages (first an even numbered, then an odd-numbered page) turned by 90, without repeating the heading. Here is an example:

**Table 1.** Table title

<b>Heading1</b>	<b>Heading 2</b>	<b>Heading 3</b>
Table size	can be	edited

Notes: 1. If you must attach a note for further explaining some data in the table, please use 8 pts font size here. 2. If more than one note is to be attached, please number them with “1, 2, 3 ...” and separate them with a period or a semicolon. 3. The right and left borders of the note area must be aligned in relation to those borders of the table above it no matter what the table size is. 4. Please distribute your notes evenly between the margins.

### 6.3 Figures

Please make sure that the captions are on the same page with the relevant figures and tables. Please keep captions short – taking preferably one line. If a caption is a complete sentence, place a period at the end of it. If not, then place no punctuation at the end.

Figures and captions must be centered. Any word, number, shape and symbol on figures must be discernible when the page zoom level stands at 120%. We suggest that you use one of the following Open Type fonts: Times New Roman, Helvetica, Arial, Cambria, and Symbol, when preparing your figures.

Various figures can be accepted. Several examples cited from papers published in previous IETA journal issues are as

follows. Please pay special attention to how much line spacing is allowed in different cases:

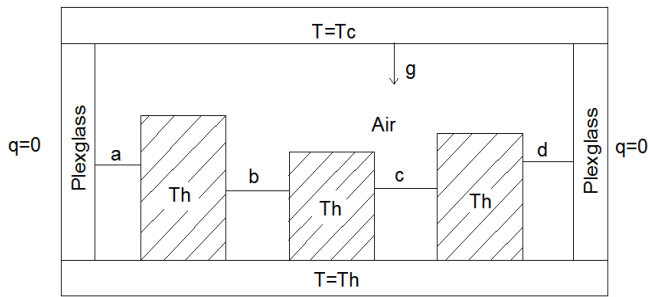


Figure 1. Cavity geometry

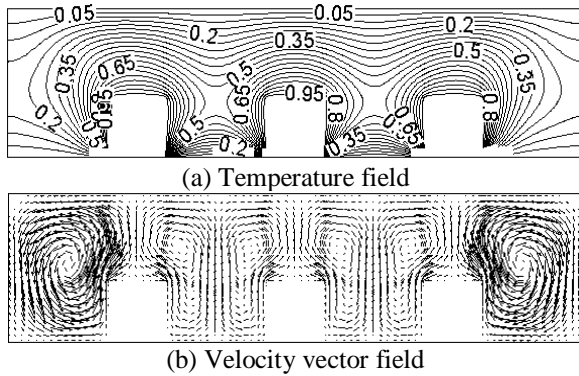


Figure 2. Three heat sources

## 7. CONCLUSIONS

It is mandatory to have conclusions in your paper. This section should include the main conclusions of the research and a comprehensible explanation of their significance and relevance. The limitations of the work and future research directions may also be mentioned. Please do not make another abstract.

## ACKNOWLEDGMENT

Acknowledgement section is not numbered and presented after the conclusion. Use the singular heading even if you have many acknowledgments. Avoid expressions such as “One of us would like to thank ...” Instead, write “This work is supported by the National Science Foundation (Grant numbers: xxxx, yyyy).”

## REFERENCES

In order to give our readers a sense of continuity, we encourage you to identify in your papers the articles of similar research published in past issues of the journal. Please do a literature check of the papers published in the journal in recent years.

Literature included in your references list must all be mentioned in the text. Please number all the pieces of literature in the order of their appearance in the text and mark them with Arabic numerals in square brackets, such as [1], [2], [3]. Please do not make these numerals superscript either in the text or in

the references list.

The digital object identifier (DOI) should be attached to the end of a reference if the reference has one indeed. You may find DOI at <http://www.crossref.org/guestquery/#>.

You may imitate the following examples to prepare your references:

- [1] Magrini, A., Lazzari, S., Marengo, L., Guazzi, G. (2017). A procedure to evaluate the most suitable integrated solutions for increasing energy performance of the building's envelope, avoiding moisture problems. *International Journal of Heat and Technology*, 35(4): 689-699. <https://doi.org/10.18280/ijht.350401>
- [2] Bejan, A. (2015). *Constructal thermodynamics*. Constructal Law & Second Law Conference, Parma, pp. S1-S8.
- [3] Chen, W.K. (1993). *Linear Networks and Systems*. Wadsworth, Belmont, 123-135.
- [4] Costa, T., Zarante, P., Sodr , J. (2013). Simulation of aldehyde formation in ethanol fuelled spark ignition engines. In: Sens, M., Baar, R. (eds) *Engine Processes*. Expert Verlag, Berlin.
- [5] Bentley, R.E. (1998). *Handbook of Temperature Measurement Vol. 3: The Theory and Practice of Thermoelectric Thermometry*. Springer Science & Business Media.
- [6] Williams, J.O. (1993). *Narrow-band analyzer*. Ph.D. dissertation. Department of Electronic Engineering, Harvard University, Cambridge, Massachusetts, USA.
- [7] SIMUL8 Corporation. *SIMUL8 – Process Simulation Software*. <http://www.simul8.com/>, accessed on Jan. 17, 2015.
- [8] Reber, E.E., Michell, R.L., Carter, C.J. (1988). *Oxygen absorption in the earth's atmosphere*. Technical Report TR-0200 (4230-46)-3. Aerospace Corporation, Los Angeles, California, USA.
- [9] *Motorola Semiconductor Data Manual*. (1989). Motorola Semiconductor Products Inc., Phoenix, USA.

## NOMENCLATURE

Each paper should have a separate nomenclature section that lists in detail and unambiguously all the symbols used in the text and their definitions. Do not use the same symbol for two or more different meanings or definitions; similarly, do not use more than one symbol for one variable/parameter. Each dimensional symbol must have SI units mentioned at the end. All dimensionless groups and coefficients must be indicated as dimensionless after their definitions. All Latin symbols (dimensional and dimensionless) should be listed in an alphabetic order. All Greek symbols follow the Latin symbols. Subscripts and superscripts follow Greek symbols and should be identified by a minor heading. Symbols that cannot be typed should be entered in black ink. Symbols should be italicized throughout the text.

Please make a nomenclature originally in a table and then hide all the borders so that the symbol column and the meaning column can be aligned from the top down. A template for nomenclature is as follows.

## NOMENCLATURE

B	dimensionless heat source length
CP	specific heat, J. kg <sup>-1</sup> . K <sup>-1</sup>
g	gravitational acceleration, m.s <sup>-2</sup>
k	thermal conductivity, W.m <sup>-1</sup> . K <sup>-1</sup>
Nu	local Nusselt number along the heat source

### Greek symbols

$\alpha$	thermal diffusivity, m <sup>2</sup> . s <sup>-1</sup>
$\beta$	thermal expansion coefficient, K <sup>-1</sup>
$\phi$	solid volume fraction
$\Theta$	dimensionless temperature
$\mu$	dynamic viscosity, kg. m <sup>-1</sup> .s <sup>-1</sup>

### Subscripts

p	nanoparticle
f	fluid (pure water)
nf	nanofluid

### APPENDIX

(1) Appendix. If there is an Appendix section in your paper, please place the section after Nomenclature and follow the format of the text body.

(2) Footnotes. It is recommended that footnotes be avoided.

(3) Permissions. You are responsible for making sure that you have the right to publish everything in your paper. If you use material from a copyrighted source, you may need to get permission from the copyright holder. You need to seek permission to use a figure or table if it has not been changed in any substantive way from the original or if it does not plot or compile data readily available to anyone. You need to seek permission to quote material if you use it in a way competitive with the original material, that is, if your use of the material will harm the rights of the original publisher and/or author. This criterion holds true regardless of the length of the quote. If the quoted material will not be used competitively, you need only to cite the original source. Please consult your own legal adviser if you have any questions about what may need permission.



## REVIEWER'S COMMENTS

### Title of the article reviewed:

The Effect of Inflation, Regional Minimum Wages, and Costs of Subsidized Housing on the Purchasing Power of Low-Income Communities with a Need to Own a Home as an Intervening Variable

### Summary

The study sought to determine the impact of inflation, regional minimum wages and subsidized housing costs on the purchasing power of low-income communities in need of home ownership. In this study, structural equation modeling (SEM) was used to analyze data from East Java, Indonesia. In broad terms, the study found that the higher the demand for home ownership, the higher the purchasing power of low-income neighborhoods because the population is increasing, so the need to own a place to live is proportional.

### Major Issues

The research of this paper has certain practical significance, but it lacks innovation in theory and conclusion. The article mentions that "if  $P\text{-value} < 0.05$  to declare acceptance of the research hypothesis.". It should be "If  $P\text{-value} < 0.05$ , refused to study the null hypothesis.". The author misunderstood the principle, which led to the deviation of the research conclusion. It is suggested that the author rearrange the experimental conclusion.

### Minor Issues

#### *Abstract:*

- It is suggested that the author add further analysis and innovation to the research conclusion in the abstract.
- It is suggested that the author add the introduction of further research directions in the abstract.

#### *Introduction:*

- It is suggested that authors standardize the standards for the use of references.
- The introduction part mainly includes the introduction of research background and research questions. Part of the research background of this paper is like a literature review, while the description of the research problems is lacking. Readers may not understand the research content of this article.
- The author can add an introduction to the innovation of the research in the introduction section

#### *Literature Review :*

- Authors are advised to standardize citation formats.

### ***Research Method:***

- It is suggested that the author add serial number to the formula.
- It is suggested that the author explain the meaning of the lower corner markers in all formulas, which may not be understood by the readers.

### ***Results***

- It is recommended that authors do not directly use "P value =0.000" in the table, but can use "P value <0.005 "instead. As shown in Table 5.
- The article mentions that "if P-value< 0.05 to declare acceptance of the research hypothesis.". It should be "If P-value< 0.05, refused to study the null hypothesis.". The author misunderstood the principle, which led to the deviation of the research conclusion. It is suggested that the author rearrange the experimental conclusion.

### ***Discussion :***

- The conclusions drawn in this paper are the same as those of previous studies, which do not reflect the innovation of the research. At the same time, there are no innovative management suggestions.

### ***Conclusion:***

- The conclusion part should properly summarize the full text so that readers can review the full text.
- The author does not put forward practical management insights and lacks the innovation of conclusions.

The following minor issues should be looked into by the author:

- It is suggested that the author speak the reference unified label, standard format.

## **General Comments**

**Finally, I suggest to major revise this article. The author should modify the relevant content and format of each part of the article.**

## **The Effect of Inflation, Regional Minimum Wages, and Costs of Subsidized Housing on the Purchasing Power of Low-Income Communities with a Need to Own a Home as an Intervening Variable**

Eko Budi Satoto<sup>1\*</sup>

<sup>1</sup> Department of Management, Universitas Muhammadiyah Jember, Jalan Karimata No. 49, West Java 68124, Indonesia

Corresponding Author Email: [ekobudisatoto@unmuhjember.ac.id](mailto:ekobudisatoto@unmuhjember.ac.id)

<https://doi.org/10.18280/ijstdp.xxxxxx>

### **ABSTRACT**

**Received:**

**Accepted:**

**Keywords:**

*inflation, regional minimum wages, costs of subsidized housing, a need to own a home, purchasing power of low-income communities*

This study aims to determine the effect of inflation, regional minimum wages, and subsidized housing costs on the purchasing power of low-income communities needing to own a home as an intervening variable. This study uses the Structural Equation Modeling (SEM) method to analyze the data from the districts of East Java, Indonesia. Broadly speaking, this study found that the higher the need to own a home, the higher the purchasing power of Low-Income Communities because the population is increasing, so the need to own a place to live is also directly proportional. The practical implication of this study is that it can contribute useful information relating to the effect of inflation, regional minimum wages, and subsidized house prices on the purchasing power of low-income communities with a need to own a house as an intervening variable. Therefore, the government needs to control the impact caused by inflation in the form of rising bank interest rates by subsidizing it so that it remains stable. In the future, the government should include housing allowances in the minimum wage component. The government should not only subsidize house prices, but also production costs, so that the price of subsidized houses remains stable.

### **1. INTRODUCTION**

Home is a primary need for humans [1]. Therefore, ideally every human being or every family should have a home [2]. However, from year to year house prices are increasing. This increase in house prices is not followed by an increase in people's income [3]. With the imbalance between housing needs and the low income of this community, developers will find it difficult to sell their products, on the other hand, people with low income will find it difficult to fulfill their primary needs in the form of a house [4].

In Quarter 2 2022, the property price index in East Java reached 100.2, up 4.4 points compared to 95.8 in Quarter 1 2022. The quarter-on-quarter increase reached 4.7 percent [5]. In contrast, according to the Chairman of the DPP of the Association of Housing and Settlement Developers throughout Indonesia (Apersi) Eddy Ganefo, this decline in purchasing power has made commercial housing sales fall 75 percent [6].

In addition to the high price of housing, another factor that hinders home purchases is inflation. According to Indonesia's Finance Minister, Sri Mulyani Indrawati, with rising inflation, it will be increasingly difficult for low-income people to own a home. Of course there is a strong reason, because when there is inflation it will be followed by bank interest rates [7].

Regional Minimum Wage (UMR) is another factor that greatly affects the ability to buy a house. The higher the UMR in a region, the higher the ability of its people to buy a house. Standard house prices that are almost evenly distributed in East Java are not followed by the UMR. This has resulted in districts with low minimum wages, such as

Situbondo Regency, where the minimum wage is very small, it is very difficult to match the ability of Mojokerto Regency, where the minimum wage is very large [8].

The hope of the community to be able to buy a house is with the subsidized housing program [9]. But in reality this subsidized house is also increasingly unbalanced by the basic price of the house. So that this subsidized house is still not affordable by low-income people. This is because the selling value or price of subsidized houses remains high.

The above fact is in line with several studies [10]–[18] which state that Inflation, UMR, and Subsidized House Prices affect the Purchasing Power of Low-Income Communities. However, there is a research gap in research from [19] showing the opposite result that Inflation, UMR, and Subsidized House Prices have no effect on the Purchasing Power of Low-Income Communities.

This study contributes to the government's decision-making related to subsidized houses. Unstable world economic turmoil has resulted in recessions in several countries, including Indonesia. The recession has increased the government's basic inflation, making it more difficult for low-income people to own a home. Novelty in the study is the need to own a house as an intervening variable because the number of people's population in Indonesia is getting higher, so the need for housing is also increasing. In addition, based on the theory of national development, there is a government obligation to facilitate the community in obtaining a sense of security to live. The launch of subsidized houses is a tangible manifestation of the government's seriousness in providing convenience, especially for low-income people in owning private houses.

From the description above, the following research questions can be formulated (1) Does Inflation affect the purchasing power of low-income people? (2) Does the Regional Minimum Wage affect the Purchasing Power of Low-Income People? (3) Does the Price of Subsidized Houses affect the Purchasing Power of Low-Income People? (4) Does Inflation affect the Need to Own a House? (5) Does the Regional Minimum Wage affect the Need to Own a House? (7) Does the need to own a house affect the purchasing power of low-income people? (8) Does Inflation affect the Purchasing Power of Low-Income People through the Need to Own a House? (6) Does the price of subsidized housing affect the need to own a house? (7) Does the need to own a house affect the purchasing power of low-income people? (8) Does inflation affect the purchasing power of low-income people through the need to own a house? (9) Does the regional minimum wage affect the purchasing power of low-income people through the need to own a house? (10) Does the price of subsidized housing affect the purchasing power of low-income people through the need to own a house?

## 2. LITERATURE REVIEW

The theory of economic development is seen as a multidimensional process that involves various fundamental changes in social structures, attitudes of society, and national institutions, as well as accelerated growth, reduction of inequality, and overcoming poverty. In essence, development reflects a complete change in the social system according to various basic needs and efforts to foster the aspirations of individuals and social groups in the system. In the early stages of economic development, according to them, the relatively large ratio of government expenditures to national income. The initial stage of the government must provide various facilities and infrastructure. In the middle stage of economic development, government investment is still needed to spur growth to take off [20]–[24].

Inflation is the tendency of prices to rise generally and continuously. An increase in the price of one or two goods alone is not called inflation unless the increase extends to (or results in an increase in) a large part of the price of other goods. According to [25], inflation can be divided into two types based on the factors that give rise to it. Inflation occurs as a result of the level of the economy reaching the level of full labor unemployment and rapid economic growth. Inflation occurs due to an increase in production costs [26]–[30].

Wages are something that is obtained by labor as a form of exchange for services that have been provided to the company. The minimum wage, as regulated in government regulations No. 8 / 1981, is a wage set at the regional, sectoral, and subsectoral minimum. In this case, the minimum wage is the basic wage and benefits. The minimum basic wage is a minimally regulated basic wage both regionally, sectorally, and sub-sectorally. Meanwhile, government regulations that clearly regulated only the basic wage and do not include benefits [31]–[35].

Several terms can express prices or costs, for example, rates, rent, interest, premiums, commissions, wages, salaries, etc. From a marketing point of view, a price is a monetary unit or another measure (including goods and services) exchanged for the right of ownership or use of a good or service. Price is the only element of the marketing mix that provides income for the company, while the other three

elements are (product, distribution, and promotion) causing costs (expenses). Price is an important point in determining a company's marketing strategy because the price has a great influence on consumers' purchasing power [36]–[40].

Based on the Regulation of the Minister of Public Housing of the Republic of Indonesia no. 10 of 2012 article 1, a house is a building that functions as a livable residence, a means of family development, a reflection of the dignity and dignity of its occupancy and assets for its owner. A house is not only a building (structural) but also a place of residence that meets the requirements of a decent life, viewed from various aspects of people's lives. Home is understandable as a refuge to enjoy life, rest, and revel with the family. The house's inhabitants get the first impression of their life in this world. The house must guarantee the interests of the family, that is, to growth, give the possibility to live in association with its neighbors, and more than that; the house must give tranquility, pleasure, happiness, and comfort to all events of its life [41]–[46].

The ability to purchase power can be summed up as the capacity of consumers to buy the number of goods requested in a market with a price level at a certain income and in a certain period. Consumers with low purchasing power or relatively small incomes will tend to consume relatively cheap products with relatively small amounts in order to meet their needs due to their resources. The government has sought to obtain credit with a relatively cheap Inflation rate from the Bank. Then the cost of taking care of a very simple house certificate has been arranged according to the housing developer. To increase public affordability, the government and banks have made policies to help low-income people by providing subsidies for Home Ownership Credit Inflation [47]–[52].

## 3. HYPOTHESES DEVELOPMENT

### 3.1 The Effect of Inflation on the Purchasing Power of Low-Income Communities

High inflation will be a burden for all parties. With the regional minimum wage, the purchasing power of a currency becomes lower or decreases. With the decline in the purchasing power of currencies, people's ability to meet their living needs, goods, and services, will be lower. The unstable pace of the regional minimum wage will make planning difficult for the business world, not encourage people to save and invest, hinder development planning by the government, change the structure of the state budget and regional budget, and various other negative impacts that are not conducive to the overall economy. The result of the study by Atreya & Czajkowski (2019); Gotama & Anastasia (2021); Ma et al. (2021); Porumb et al. (2020); Prakash et al. (2021) shows that inflation affects the purchasing power of low-income people, thus,

*The first hypothesis, H0: Inflation does not affect the purchasing power of low-income people, and H1: Inflation does not affect the purchasing power of low-income people.*

### 3.2 The Effect of Regional Minimum Wage on the Purchasing Power of Low-Income Communities

The demand for an increase in the minimum wage for each district every year is intended to improve the welfare of the workers. However, for companies, it is the opposite because if the minimum wage increases, the production costs incurred are quite high, so there can be inefficiencies in the company,

and they will take policies to reduce the number of workers to increase the number of unemployed. The level of wages is also called the average level of work generally accepted in society for all kinds of work. The wage rate can be considered by the hour, day, week, month, or year. The result of the study by Chang et al. (2020); Hsu et al. (2020); Sanderson et al. (2019); Tajani et al. (2017); Yen et al. (2018) shows that the regional minimum wage affects purchasing power of low-income people. Thus, *The second hypothesis, H0: Regional Minimum Wage does not affect the Purchasing Power of Low-Income Communities, and H1: Regional Minimum Wage affects the Purchasing Power of Low-Income Communities.*

### **3.3 The Effect of the Cost of Subsidized Housing on the Purchasing Power of Low-Income Communities**

Based on the Regulation of the Minister of Public Housing of the Republic of Indonesia no. 10 of 2012, article 1 house is a building that functions as a livable place to live in, a family development facility, a reflection of the dignity of its occupants, and an asset for the owner. The price of subsidized housing is also regulated through Public Works and Human Settlements Ministerial Decree No. 242/KPTS/M/2020 concerning subsidized housing prices adjusted to the region. For the Java region, the price of subsidized housing is set at only Rp. 150.5 million, Jabodetabek Rp. 168 million. Other areas, Sumatra Rp. 150.5 million, Bangka Belitung Rp. 156.5 million, Maluku Rp. 168 million to Papua priced at Rp. 219 million. The result of the study by Bhattacharjee et al. (2021); Demko (2020); Kamau et al. (2017); Mlambo (2022); Motoryn et al. (2021); Sumirat et al. (2020) shows that subsidized house prices affect the purchasing power of low-income people. Thus, *The third hypothesis is H0: The price of subsidized housing does not affect the purchasing power of low-income people, and H1: The price of subsidized housing affects the purchasing power of low-income people.*

### **3.4 The Effect of Inflation on the Need to Own a Home**

Inflation is the increase in prices generally prevailing in an economy from one period to another. Inflation can be considered a monetary phenomenon due to a decrease in the value of the monetary calculation unit of a commodity. Several adverse impacts arise from inflation, including declining economic activity, declining levels of people's prosperity, declining real income of people with fixed incomes, reducing the value of wealth in the form of money, and worsening the division of wealth. The result of the study by Atreya & Czajkowski (2019); Gotama & Anastasia (2021); Ma et al. (2021); Porumb et al. (2020); Prakash et al. (2021) shows that inflation affects the need to own a house. Therefore,

*The fourth hypothesis, H0: Inflation has no effect on the need to own a house, and H1: Inflation affects the need to own a house.*

### **3.5 The Effect of the Regional Minimum Wage on the Need to Own a Home**

One of the factors of subsidized housing purchase decisions is income. The high income owned by consumers will have an impact on the desire to own a home that can support their prestige and personal interests in the present and the future. Besides, ability in terms of income is also one of the main factors that can make consumers buy a house in

cash or credit. The result of the study by Chang et al. (2020); Hsu et al. (2020); Sanderson et al. (2019); Tajani et al. (2017); Yen et al. (2018) shows that the regional minimum wage affects the need to have a home. Thus, *The fifth hypothesis, H0: Regional Minimum Wage does not affect the need to own a house, and H1: Regional Minimum Wage affects the need to own a house.*

### **3.6 The Effect of the Cost of Subsidized Housing on the Need to Own a Home**

Price is the only element in the marketing mix that generates sales revenue. In large companies, pricing is usually handled by divisional or product line managers. However, top management still sets goals and general policies regarding selling prices and often approves price proposals submitted by managers. The result of the study by Bhattacharjee et al. (2021); Demko (2020); Kamau et al. (2017); Mlambo (2022); Motoryn et al. (2021); Sumirat et al. (2020) shows that subsidized housing prices affect the need to own a home. Therefore,

*The sixth hypothesis, H0: The price of subsidized housing does not affect the need to own a house, and H1: The price of subsidized housing affects the need to own a house.*

### **3.7 The Effect of the Need to Own a Home on the Purchasing Power of Low-Income Communities**

Based on the Regulation of the Minister of Public Housing of the Republic of Indonesia no. 10 of 2012, article 1 house is a building that functions as a livable place to live in, a family development facility, a reflection of the dignity of its occupants and an asset for the owner. The price of subsidized housing is regulated through Public Works and Human Settlements Ministerial Decree No. 242/KPTS/M/2020 concerning subsidized housing prices adjusted to the region. For the Java region, the price of subsidized housing is set at only Rp. 150.5 million, Jabodetabek Rp. 168 million. Other areas, Sumatra Rp. 150.5 million, Bangka Belitung Rp. 156.5 million, Maluku Rp. 168 million to Papua priced at Rp. 219 million. The result of a study by Bhattacharjee et al. (2021); Demko (2020); Kamau et al. (2017); Mlambo (2022); Motoryn et al. (2021); Sumirat et al. (2020) shows that subsidized house prices affect on the purchasing power of low-income people. Thus,

*The seventh hypothesis, H0: The price of subsidized housing affects the purchasing power of low-income people, and H1: The price of subsidized housing affects the purchasing power of low-income people.*

### **3.8 The Effect of Inflation on the Purchasing Power of Low-Income communities through Stock Returns as an Intervening variable**

Inflation is a huge economic problem, especially for developing countries. The source of inflation in developing countries comes from several factors, such as the government budget deficit, which then has an impact on increasing the money supply. Judging from the main factors that cause inflation, inflation can be caused by the demand side, supply side, expectations, or a combination of these three factors. The increase in prices for goods and services continuously impacts a decrease in the value of a country's currency. It causes the purchasing power of money to become weaker. The result of the study by Bilousova (2019); Haeba et al. (2021); Jovanka et al. (2020); Meneses & Flores (2016);

Pienaar (2019) shows that inflation affects the purchasing power of low-income people through return on shares as an intervening variable. Thus, *The eighth hypothesis, H0: Inflation does not affect the Purchasing Power of Low-Income Communities through the Need to Own a House as an Intervening variable, and H1: Inflation affects the Purchasing Power of Low-Income Communities through the Need to Own a House as an Intervening variable.*

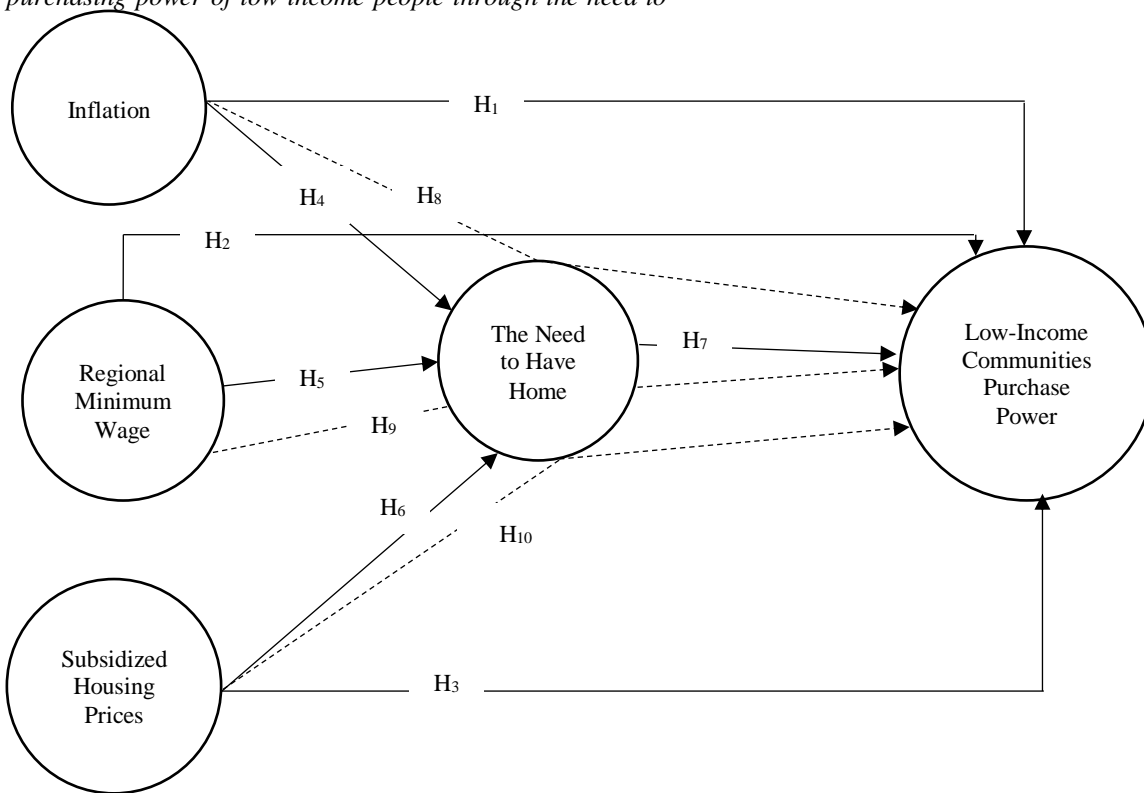
**3.9 The Effect of the Regional Minimum Wage on the Purchasing Power of Low-Income Communities through the Need to Own a Home as an Intervening variable**

According to Article 23, paragraphs (1) and (2) of Government Regulation 36 of 2021 concerning Wages, the minimum wage is the lowest monthly wage, consisting of basic wages and non-fixed allowances. The basic wage is at least equal to the minimum wage. The minimum wage is determined based on economic and employment conditions; in other words, it is no longer based on decent living needs. The result of the study by Damoah et al. (2020); Kaluge (2019); Laurini et al. (2020); Li & Wan (2021); Segarra-Oña et al. (2012) shows that the regional minimum wage affects the purchasing power of low-income communities through return on the stock as an intervening variable. Thus, *The ninth hypothesis, H0: UMR does not affect the purchasing power of low-income people through the need to*

*own a house as an intervening variable, and H1: UMR affects the purchasing power of low-income people through the need to own a house as an intervening variable.*

**3.10 The Effect of the Cost of Subsidized Housing on the Purchasing Power of Low-Income Communities through the Need to Own a Home as an Intervening variable**

The Modest Subsidized Housing Development Program was established to expand opportunities for people to obtain housing and reduce social inequality because the price is adjusted to the purchasing power of some low-income groups. The size of a very simple house has been regulated in the Regulation of the State Minister for Public Housing Number 07/PERMEN/M/2008. Result of studies Chau et al. (2021); Dent (2019); Gautam et al. (2020); Malik et al. (2021); Ngangnchi et al. (2022); Ngangnchi & Joefendeh (2021) shows that subsidized house prices affect the purchasing power of low-income people through the need to own a house as an intervening variable. Therefore, *Tenth hypothesis: H0: The price of subsidized housing does not affect the purchasing power of low-income people through the need to own a house as an intervening variable, and H1: The price of subsidized housing affects the purchasing power of low-income people through the need to own a house as an intervening variable.*



**Figure 1.** Conceptual framework

**4. RESEARCH METHODS**

The population in this study is cities in East Java Province in 2022. The Saturated Sample method/Census Method is used in taking the sample. It is a technique for determining a sample with all members of the population selected as the sample [67], [68]. The reason for using this method is that there are 38 regencies/cities in East Java Province.

- a. Inflation

The following formula is used to measure inflation:

$$\text{Inflation rate} = \text{Inflation} - \text{Inflation}_{-1} \tag{1}$$

- b. Regional Minimum Wage (RMW)

The following formula is used to measure Regional Minimum Wage:

$$\text{RMW} = \text{RMW}_t - \text{RMW}_{t-1} \tag{2}$$

c. Costs of Subsidized Housing

The following formula is used to measure the Costs of Subsidized Housing:

$$HRS = HRS_t - HRS_{t-1} \quad (3)$$

d. A Need to Own a Home

The formula used to measure the variable “A need to own a home” is the Distribution of Household Percentage According to Regency/ City and the Status of Ownership of Residential Buildings in East Java Province, as follows:

$$Home\ Status = Home\ Status_t - Home\ Status_{t-1} \quad (4)$$

e. Purchasing Power of Low-Income Communities

The formula used to measure the variable Purchasing Power of Low-Income People is as follows:

$$Purchasing\ Power\ Index = Purchasing\ Power\ Index - Purchasing\ Power\ Index_{t-1} \quad (5)$$

The data analysis technique used in this study is structural equation modeling (SEM) analysis. SEM is used to cover the regression's weaknesses [69].

5. RESULTS

East Java Province is one of the centers of economic growth with a fairly high population in Indonesia, where the population has increased yearly. This increase in population growth has stimulated the growth of housing construction in East Java Province, especially small types with subsidized facilities, which can be seen from the increasing number of developers in East Java Province, totaling 32 developers who are members of the East Java REI association, the Jember Commissariat. The City Planning System implemented in East Java Province provides many opportunities for developers to work together to build properties, in this case, houses. This development makes it easier for people to find a place to live. Therefore, a consumer must be selective in choosing a developer. The need for housing is, of course, inseparable from the trend of population growth and the provision of housing based on the number of houses. Development progress (economic) of East Java Province is a relatively high growth rate, where in 2021 it will reach 3.61% and in 2022 it will reach 5.58% so that the average is above national growth.

After analyzing the research data, the next stage is to process descriptive statistical data of research variables. The results of the descriptive statistical data processing of research variables appear in Table 1.

Table 1. Descriptive statistical results

Description	Inflation	Regional Minimum Wage	Subsidized House Prices	The Need to Own a Home	Purchasing Power of Low-Income People
Min	-0.16	1,850,671	140,000,000	0.29	0.66
Max	1.44	4,375,479	150,500,000	31.74	0.88
Mean	0.62	2,501,048	149,289,474	5.11	0.74
Std.Dev	0.43	805,140	3,008,168	6.88	0.06

Source: Processed in 2022.

The inflation variable shows an average value (mean) of 0.62. The lowest value of inflation is -0.16, and the highest is 1.44. The standard deviation is 0.43. The regional minimum wage variable shows an average value (mean) of 2,501,048. The lowest value of the regional minimum wage variable is 1,850,671, and the highest value is 4,375,479. The standard deviation is 805,140. The Subsidized House Price variable shows an average value (mean) of 149,289,474. The lowest value of the subsidized house price variable is 140,000,000, and the highest is 150,500,000. The standard deviation is 3,008,168. The variable needs to own a house shows an

average value (mean) of 5.11. The lowest value of the Need to have a Home variable is 0.29, and the highest is 31.74. The standard deviation is 6.88. The purchasing power variable of low-income communities shows an average value (mean) of 0.74. The lowest value of the low-income people's purchasing power variable is 0.66, and the highest value is 0.88. The standard deviation is 0.06.

The discriminant validity test uses the cross-loading value. An indicator is declared to meet discriminant validity if the indicator's cross-loading value on the variable is the largest compared to other variables.

Table 2. Discriminant validity

Variable	Cross-Loading Value	R <sub>table</sub>	Description
Inflation (X <sub>1</sub> )	1.000	0.266	Valid
Regional minimum wage (X <sub>2</sub> )	1.000	0.266	Valid
Subsidized house prices (X <sub>3</sub> )	1.000	0.266	Valid
The need to have a home (Z)	1.000	0.266	Valid
Purchasing power of low-income people (Y)	1.000	0.266	Valid

Source: Processed in 2022.

Based on the data presented in Table 2, it can be seen that each indicator in the research variable has a cross-loading

value > R<sub>table</sub>. Based on the results obtained, the variables used in this study already have good discriminant validity in compiling their respective variables.

The reliability test with the composite reliability above can be strengthened by using the Cronbach alpha value if the

Cronbach alpha value is  $> 0.7$ . The following is the Cronbach alpha value of each variable.

**Table 3.** Reliability test result

Variable	Cronbach Alpha
Inflation ( $X_1$ )	1.000
Regional minimum wage ( $X_2$ )	1.000
Subsidized house prices ( $X_3$ )	1.000
The need to have a home (Z)	1.000
Purchasing power of low-income people (Y)	1.000

Source:

Processed

Data,

2022

Based on the data presented in Table 3, it can be seen that the Cronbach alpha value of each research variable is  $> 0.7$ . Thus these results indicate that each research variable has met the requirements for the Cronbach alpha value, so it can be concluded that all variables have a high level of reliability.

A multicollinearity test was conducted to determine the relationship between indicators. To find out whether

formative indicators experience multicollinearity by knowing the VIF value. If VIF values are between 5 and 10, the indicator does not have multicollinearity. The following are the results of the multicollinearity test for each of the variables in this study.

**Table 4.** Variance inflation factors

Variable	VIF
Inflation ( $X_1$ )	1.195
Regional minimum wage ( $X_2$ )	1.307
Subsidized house prices ( $X_3$ )	1.270
The need to have a home (Z)	1.316

Source:

Processed

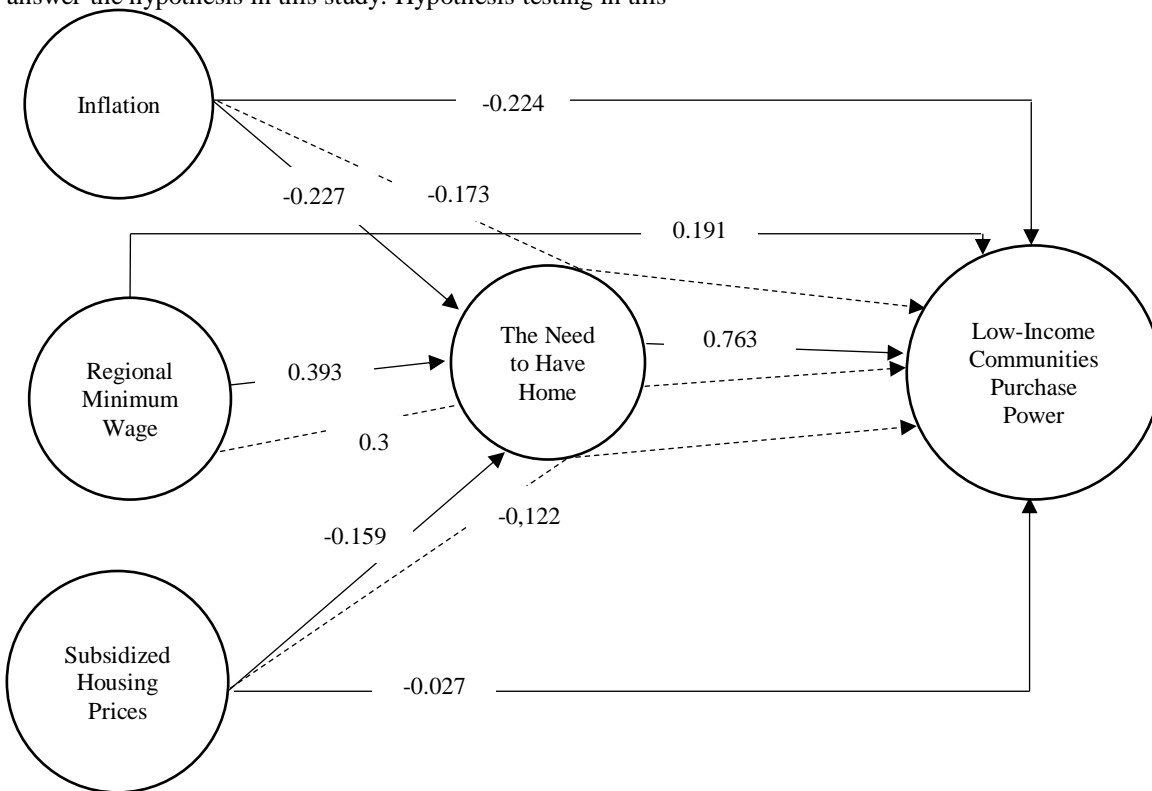
Data,

2022

Based on Table 4, the results of the multicollinearity test show that the VIF value is below 10. Therefore, there is no multicollinearity for each of the research variables.

Based on the data processing, the results can be used to answer the hypothesis in this study. Hypothesis testing in this

study was carried out by looking at the T-Statistics values and P-Values. The research hypothesis can be stated to reject the Null Hypothesis ( $H_0$ ) if the P-Values value  $< 0.05$ . The following are the results of hypothesis testing obtained in this study through the inner model.



**Figure 2.** Test result

From the results of the research hypothesis testing model, it can be seen the direct influence and indirect influence of the relationship between variables.

The results of testing the direct influence of relationships between variables can be seen in the following Table 5.



**Table 5.** Influence between variables

Variable	Path Coefficients	P-value	Result
Inflation – Purchasing power of low-income people	-0.224	0.000	Significant
Inflation – The need to have a home	-0.227	0.000	Significant
Regional minimum wage – Purchasing power of low-income people	0.191	0.000	Significant
Regional minimum wage – The need to have a home	0.393	0.000	Significant
Subsidized house prices – Purchasing power of low-income people	-0.027	0.000	Significant
Subsidized house prices – The need to have a home	-0.159	0.000	Significant
The need to have a home – Purchasing power of low-income people	0.763	0.000	Significant
Inflation – The need to have a home – purchasing power of low-income people	-0,173	0.000	Significant
Regional minimum wage – The need to have a home – purchasing power of low-income people	0,300	0.000	Significant
Subsidized house prices – The need to have a home – purchasing power of low-income people	-0,122	0.000	Significant

Source: Processed Data, 2022.

Based on the direct influence testing from Figure 2 and Table 5, it can be seen that the path coefficient of inflation on the purchasing power of low-income people is  $\beta = -0.224$ , which is negative.  $H_0$  is rejected because the p-values are less than 0.05, namely 0.000 so that  $H_1$  is accepted, which means that it shows a significant effect. So based on the calculated value of path coefficients and p-values on the influence relationship between variables, inflation has a significant negative effect on the purchasing power of low-income communities.

The value of the path coefficients of inflation on the need to own a house is  $\beta = -0.227$ , which is negative.  $H_0$  is rejected because the p-values are less than 0.05, namely 0.000 so that  $H_1$  is accepted, which means that it shows a significant effect. So based on the calculated value of path coefficients and p-values on the influence relationship between variables, inflation significantly negatively affects the need to own a house.

The value of the regional minimum wage path coefficients on the purchasing power of low-income communities is  $\beta = 0.191$ , which is positive.  $H_0$  is rejected because the p-values are less than 0.05, namely 0.000 so that  $H_1$  is accepted, which means that it shows a significant effect. So, based on the calculated value of path coefficients and p-values on the influence relationship between variables, the regional minimum wage significantly positively affects the purchasing power of low-income communities.

The path coefficients of the regional minimum wage on the need to own a house are  $\beta = 0.393$ , which is positive.  $H_0$  is rejected because the p-values are less than 0.05, namely 0.000 so that  $H_1$  is accepted, which means that it shows a significant effect. So, based on the calculated value of path coefficients and p-values on the influence relationship between variables, the regional minimum wage significantly positively affects the need to own a house.

The path coefficients of subsidized house prices on the purchasing power of low-income people are  $\beta = -0.027$ , which is negative.  $H_0$  is rejected because the p-values are less than 0.05, namely 0.000 so that  $H_1$  is accepted, which means that it shows a significant effect. So based on the calculated value of path coefficients and p-values on the influence relationship between variables, subsidized house prices significantly negatively affect the purchasing power of low-income communities.

The path coefficients of subsidized house prices for the need to own a house are  $\beta = -0.159$ , which is negative.  $H_0$  is

rejected because the p-values are less than 0.05, namely 0.000 so that  $H_1$  is accepted, which means that it shows a significant effect. So based on the calculated value of path coefficients and p-values on the influence relationship between variables, subsidized house prices significantly negatively affect the need to own a home.

The value of the path coefficients of the need to own a house on the purchasing power of low-income people is  $\beta = 0.763$ , which is positive.  $H_0$  is rejected because the p-values are less than 0.05, namely 0.000 so that  $H_1$  is accepted, which means that it shows a significant effect. So based on the calculated values of path coefficients and p-values on the influence relationship between variables, the need to own a house significantly positively affect the purchasing power of low-income communities.

The value of the path coefficients of inflation on the purchasing power of low-income people through the need to own a house is  $\beta = -0.173$ , which is negative.  $H_0$  is rejected because the p-values are less than 0.05, namely 0.000 so that  $H_1$  is accepted, which means that it shows a significant effect. So based on the calculated value of path coefficients and p-values on the influence relationship between variables, inflation has a significant negative effect on the purchasing power of low-income communities through the need to own a home.

The value of the regional minimum wage path coefficients on the purchasing power of low-income communities through the need to own a house is  $\beta = 0.300$ , which is positive.  $H_0$  is rejected because the p-values are less than 0.05, namely 0.000 so that  $H_1$  is accepted, which means that it shows a significant effect. So based on the calculated value of path coefficients and p-values on the influence relationship between variables, the regional minimum wage has a significant positive effect on the purchasing power of low-income communities through the need to own a home.

The path coefficients of subsidized house prices on the purchasing power of low-income people through the need to own a house are  $\beta = -0.122$ , which is negative.  $H_0$  is rejected because the p-values are less than 0.05, namely 0.000 so that  $H_1$  is accepted, which means that it shows a significant effect. So, based on the calculated value of path coefficients and p-values on the influence relationship between variables, subsidized house prices significantly negatively affect the purchasing power of low-income communities through the need to own a home.

## **6. DISCUSSION**

### **6.1 The Effect of Inflation on the Purchasing Power of Low-Income Communities**

The results of the research hypothesis testing show that inflation significantly negatively affects the purchasing power of low-income people by looking at the significance level of 0.000. This means that the higher the inflation, the lower the purchasing power of low-income people. High inflation can weaken the economy, increase production costs, reduce investment levels, and reduce the purchasing power of people owning subsidized housing. Developers can benefit from inflation. This is achieved if the income earned is higher than production costs. Inflation has a negative effect on people's welfare because inflation affects the prices of people's needs. Inflation that occurs when income is fixed or even decreases will cause the purchase of subsidized housing to decrease. Inflation is usually followed by an increase in bank interest rates. This can cause home installments to rise, resulting in payment defaults. Therefore, people with low income will rethink buying a house. Likewise, banks will find it difficult to provide mortgages to buyers, especially those with low incomes. Therefore, the government must control inflation and the increase in bank interest rates. This can be done by subsidizing bank interest rates, so that they are stable. This is in line with studies by Aduwo & Olayeye (2019); Azizov (2021); Kimani et al. (2021); Ngangnchi et al. (2022); Ngangnchi & Joefendeh (2021); Pienaar (2019) shows that inflation affects the purchasing power of low-income people.

### **6.2 The Effect of Regional Minimum Wage on the Purchasing Power of Low-Income Communities**

The results of the research hypothesis testing show that the regional minimum wage significantly positively affects the purchasing power of low-income communities by looking at the significance level of 0.000. This means that the higher the regional minimum wage will increase the purchasing power of low-income communities. The regional minimum wage rate increase also means that workers' income has increased. Increased income, in turn, will increase the purchasing power of subsidized housing. According to the quantity theory, a 1 percent increase in the money growth rate causes a 1 percent increase in the inflation rate. According to Fisher's model theory, a 1 percent increase in the inflation rate causes, in turn, a 1 percent increase in the nominal interest rate. Therefore, in setting the Regional Minimum Wage, the government must consider and include housing allowances. Thus, in the future, the Regional Minimum Wage will increase so that people's needs for housing will be met. This is in line with studies by Ekemode (2021); Lupenko (2021); Ross (2018); Ross & Mughan (2018); Snieska et al. (2016); Tham et al. (2021); Zoria et al. (2022) shows that the regional minimum wage affects on the purchasing power of low-income communities.

### **6.3 The Effect of Costs of Subsidized Housing on the Purchasing Power of Low-Income Communities**

The results of the research hypothesis testing show that subsidized house prices significantly negatively affect the purchasing power of low-income people by looking at the significance level of 0.000. This means that the higher the price of subsidized housing, the lower the purchasing power of low-income people. Price is an important supporting factor

needed by subsidized housing competing with other products, where prices indicate that subsidized housing is easy to find and reach for all groups. When a subsidized house has a good price, of course, it will increase the purchasing power of subsidized houses. When the cost of producing houses rises, the government should increase the subsidization of houses, so that prices remain affordable. This is in line with studies by [14], [17], [21], [23], [28] shows that subsidized house prices affect the purchasing power of low-income people.

### **6.4 The Effect of Inflation on the Need to Own a Home**

The results of the research hypothesis testing show that inflation significantly negatively affects the need to own a home by looking at the significance level of 0.000. This means that the higher the inflation, the lower the need to own a house. In investment, the goods used to invest are very necessary. Inflation is a condition that causes prices to rise. This makes the economic situation reduce productive activities. Rising prices of building materials will cause building construction to cost a lot, so unstable inflation will affect investment in the property sector in the economy. The inflation rate can be used as an indicator to determine the economic conditions in an area. If inflation occurs, there will be an increase in the cost of producing goods, which will affect the investment climate and investment. This is in line with studies by Aduwo & Olayeye (2019); Azizov (2021); Kimani et al. (2021); Ngangnchi et al. (2022); Ngangnchi & Joefendeh (2021); Pienaar (2019) shows that inflation affects the need to own a house.

### **6.5 The Effect of Regional Minimum Wage on the Need to Own a Home**

The results of the research hypothesis testing show that the Regional Minimum Wage has a significant positive effect on the Need to Own a Home by looking at the significance level of 0.000. The higher the regional minimum, the higher the need for home ownership. The relationship is directly proportional, so if there is an increase in income, then this will result in the demand for houses being better and actually increasing. The size of one's income affects one's purchasing power, including a house. The higher the income, the more diverse the desires of consumers. This is in line with studies by Ekemode (2021); Lupenko (2021); Ross (2018); Ross & Mughan (2018); Snieska et al. (2016); Tham et al. (2021); Zoria et al. (2022) shows that the regional minimum affects on the need to own a house.

### **6.6 The Effect of Costs of Subsidized Housing on the Need to Own a Home**

The results of the research hypothesis testing show that subsidized housing prices significantly negatively affect the need to own a home by looking at the significance level of 0.000. This means that the higher the price of subsidized housing, the lower the need to own a home. The development of the property sector can be seen from the movement of residential property prices. The trend of movement in residential property prices in Indonesia is reflected in the Residential Property Price Index. An increase in property prices will respond to an increase in demand. An increase in demand for credit will be followed by an increase in housing prices, as reflected in the Residential Property Price Index. Government subsidies, in addition to being given directly to house prices, should also be given to the price of construction materials. Thus inflation can still have a positive effect on the

need to own a house. This is in line with studies by Balk et al. (2022); Lee (2021); Leombroni et al. (2021); Magweva & Sibanda (2020); Tufail & Batool (2013) shows that subsidized housing prices affect the need to own a home.

### **6.7 The Effect of the Need to Own a Home on the Purchasing Power of Low-Income Communities**

The results of the research hypothesis testing show that the need to own a house significantly positively affects the purchasing power of low-income communities by looking at the significance level of 0.000. This means that the higher the need to own a house will increase the purchasing power of low-income people. Everyone, including low-income people, need the existence of decent housing. Home is a basic human need besides food and clothing. In general, the need for housing will be more difficult to fulfill than the fulfillment for clothing and food, which tend to be easier to obtain, especially for low-income communities. However, if people need houses more and more, it will motivate people to buy houses even though they have low incomes. The factor that causes low-income people to buy houses is that people get convenience from the government and developers who provide subsidies to low-income people. While another factor because the house is a primary need of society. In order for the price of subsidized housing to remain stable, subsidies to house prices and subsidies to production material prices are increased. This will make the price of subsidized housing have a positive effect on the need to own a house. This is in line with studies by Bhattacharjee et al. (2021); Demko (2020); Kamau et al. (2017); Mlambo (2022); Motoryn et al. (2021); Sumirat et al. (2020) shows that subsidized house prices affect on the purchasing power of low-income people.

### **6.8 The Effect of Inflation on the Purchasing Power of Low-Income Communities through the Need to own a Home**

The results of the research hypothesis testing show that inflation significantly negatively affects the purchasing power of low-income communities through the need to own a home by looking at the significance level of 0.000. This means that the higher the inflation, the lower the purchasing power of low-income people through the need to own a house. The increase in the prices of goods and services has caused the purchasing power of low-income people to fall. The declining purchasing power of low-income people will reduce the need for housing. Conversely, if there is deflation, it means that there has been a decrease in the prices of goods and services. The decline in the prices of these goods and services has increased the purchasing power of low-income earners. This increase in people's purchasing power will impact the housing needs of low-income people. In a crisis inflation is inevitable. But its impact can be minimized by keeping bank interest rates by way of subsidies stable. This is in line with studies by Bao et al. (2022); Cohen & Burinskis (2020); Doan (2020); Eze & Lim (2013); Malmendier (2021a) shows that inflation affects the purchasing power of low-income people through the need to have a home.

### **6.9 The Effect of Regional Minimum Wage on the Purchasing Power of Low-Income Communities through the Need to Have a Home**

The results of testing the research hypothesis using Smartpls show that the regional minimum wage significantly positively affects the purchasing power of low-income

communities through the need to own a home by looking at the significance level of 0.000. This means that the higher the inflation, the purchasing power of low-income people will increase through the need to own a house. An increase in the wage rate can increase the demand for money with both transactional and speculative motives, so interest rates will also rise. Therefore, increasing the wage rate will increase the interest rate, assuming that the money supply remains stable. When there is an increase in interest rates, deposit and credit rates for subsidized mortgage loans also increase so that later these interest rates will affect the fluctuations in the purchasing power of low-income people through the need to own a home. This is in line with studies by López-Santana & Rocco (2021); Malmendier (2021b, 2021a); Okon (2018); Peralta & Santos (2020); Shazmin et al. (2017) show that the regional minimum wage affects on the purchasing power of low-income communities through the need to own a home.

### **6.10 The Effect of Costs of Subsidized Housing on the Purchasing Power of Low-Income Communities through the Need to Own a Home**

The results of the research hypothesis testing show that subsidized house prices significantly negatively affect the purchasing power of low-income people through the need to own a house by looking at the significance level of 0.000. This means that the higher the price of subsidized housing, the lower the purchasing power of low-income people through the need to own a home. The public expects that the price of subsidized housing in Indonesia will increase in the future because the increase in housing demand/demand almost always exceeds the increase in housing supply. Subsidized house prices are considered relatively affordable by low-income people with limited purchasing power, causing a low public response (in the form of buying subsidized houses) to the expectation that house prices will tend to increase in the future. In order to stabilize the price of subsidized housing, subsidies are not only given to the price, but also to the production materials or building materials. This is in line with studies by Fedosov et al. (2019); Lien (2018); Martin et al. (2018); Pallavi (2018); Parambath & Udawatta (2017); Ross & Mughan (2018); Tsvakirai (2017) shows that subsidized house prices affect the purchasing power of low-income people through the need to own a house.

## **7. CONCLUSION**

The results showed that low-income people are influenced by inflation rates related to interest rates, regional minimum wages related to financial capability, and house prices set by the government. The results showed that the regional minimum wage has a significant positive effect on the purchasing power of low-income people in owning a house. This is because the greater the regional minimum wage, the greater the ability to pay subsidized housing installments for low-income people. This research illustrates that the higher the need to own a house, the higher the purchasing power of low-income people because the population is increasing, so the need to have a place to live is also directly proportional. The results showed a significant negative effect between inflation and subsidized housing prices on the need to own a house and the purchasing power of low-income people. Meanwhile, inflation and regional minimum wage are factors that negatively affect the purchasing power of low-income people to own a house.

Therefore, the government needs to control the impact caused by inflation in the form of rising bank interest rates by subsidizing it so that it remains stable. In the future, the government should include housing allowances in the minimum wage component. The government should not only subsidize house prices, but also production costs, so that the price of subsidized houses remains stable.

The practical implication of this study is that it can contribute useful information relating to the effect of inflation, regional minimum wages, and subsidized house prices on the purchasing power of low-income communities with a need to own a house as an intervening variable. This study can also provide additional information for the government concerning providing low-cost, quality housing for low-income communities. This study has limitations that affect its results, namely the focus of the study, which is still focused on one type of house, namely subsidies. A suggestion for future researchers is to expand the types of housing provision, for example, commercial housing with low-interest rates. Furthermore, it is expected that future researchers will add more research samples years in order to be able to describe conditions more concretely. For example, it uses a range of research periods to several years for the research funders or the other parties contributing to research realization.

## REFERENCES

- [1] A. S. Ramadhan and L. B. Handoko, "Rancang Bangun Sistem Keamanan Rumah Berbasis Arduino Mega 2560," *Techno.COM*, vol. 15, no. 2, pp. 117–124, 2015.
- [2] R. Hamzah, "Penerapan Azas Kekeluargaan dan Keadilan pada Penyelesaian Kredit Bermasalah pada Pembiayaan Perumahan Di Indonesia," *J. Econ. Bussines Account.*, vol. 3, no. 2, pp. 404–411, 2020, doi: 10.31539/costing.v3i2.1141.
- [3] E. F. Rahayuningtyas, F. N. Rahayu, and Y. Azhar, "Prediksi Harga Rumah Menggunakan General Regression Neural Network," *J. Inform.*, vol. 8, no. 1, pp. 59–66, 2021, doi: 10.31294/ji.v8i1.9036.
- [4] A. M. Aditya, "Strategi Pemasaran Pembiayaan Kpr Syariah Bersubsidi Bagi Masyarakat Berpenghasilan Rendah Di Btn Syariah," *Pap. Knowl. . Towar. a Media Hist. Doc.*, pp. 12–26, 2013.
- [5] Rumah.com, "Pasar Properti Q2 2022 Kembali Bergairah, Terutama Rumah Di Jawa Timur," <https://www.rumah.com/>, <https://www.rumah.com/areainsider/jawa-timur/article/rumah-di-jawa-timur-15118> (accessed Apr. 19, 2023).
- [6] E. Supriyadi, "Penurunan Daya Beli Guncang Sektor Perumahan," *ekonomi.republika.co.id*, 2017. <https://ekonomi.republika.co.id/berita/osvb9o368/penurunan-daya-beli-guncang-sektor-perumahan> (accessed Apr. 19, 2023).
- [7] Y. Artha and Ika, "Sri Mulyani: Jika Inflasi Tinggi, Masyarakat Semakin Sulit Beli Rumah Artikel ini telah tayang di Kompas.com dengan judul "Sri Mulyani: Jika Inflasi Tinggi, Masyarakat Semakin Sulit Beli Rumah," <https://money.kompas.com/>, 2022. [https://money.kompas.com/read/2022/07/06/203000226/sri-mulyani--jika-inflasi-tinggi-masyarakat-](https://money.kompas.com/read/2022/07/06/203000226/sri-mulyani--jika-inflasi-tinggi-masyarakat-semakin-sulit-beli-rumah-)
- [8] A. Mutia, "Daftar Lengkap UMK Jawa Timur 2023, Surabaya Terbesar," <https://databoks.katadata.co.id/>, 2022. <https://databoks.katadata.co.id/datapublish/2022/12/08/daftar-lengkap-umk-jawa-timur-2023-surabaya-terbesar> (accessed Apr. 19, 2023).
- [9] E. Widyastuti and S. Handayani, "Analisis Faktor-Faktor Yang Mempengaruhi Keputusan Pembelian Rumah Subsidi Dengan Menggunakan Analisis Regresi," *Pros. Semin. Nas. Stat.*, pp. 111–121, 2013, [Online]. Available: [http://eprints.undip.ac.id/40289/1/A06\\_Erni\\_Widiastuti.pdf](http://eprints.undip.ac.id/40289/1/A06_Erni_Widiastuti.pdf)
- [10] B. Chapman and D. B. Lindenmayer, "A Novel Approach to The Sustainable Financing of The Global Restoration of Degraded Agricultural Land," *Environ. Res. Lett.*, vol. 14, no. 12, 2019, doi: 10.1088/1748-9326/ab5deb.
- [11] J. Fransisca and A. Ahalik, "Effect of PSAK 72 Implementation in Property and Real Estate's Financial Health," *Res. Manag. Account.*, vol. 4, no. 2, pp. 106–117, 2021, doi: 10.33508/rima.v4i2.3529.
- [12] P. Jovanka, K. Goran, Č. Goran, A. Jelena, and M. Dragan, "Uncertainty in SMEs' Assessment of Coronavirus Pandemic Risk Impact on Agri-food Sector in Western Balkans," *Ekon. Poljopr.*, vol. 67, no. 2, pp. 445–460, 2020, doi: 10.5937/ekopolj2002445p.
- [13] A. Khomutenko, "Quantification of the Economic Effect from the Management of State Finance of Ukraine," *WORLD Financ.*, vol. 4, no. 65, pp. 69–86, 2020, doi: 10.35774/sf2020.04.069.
- [14] M. Leombroni, M. Piazzesi, M. Schneider, and C. Rogers, "Inflation and the Price of Real Assets," *NBER Work. Pap.*, no. w26740, 2021, doi: 10.2139/ssrn.3535330.
- [15] M. A. S. Malik, M. Zafar, S. Ullah, and A. Ullah, "Role of Behavioral Biases in Real Estate Prices in Pakistan," *Real Estate Manag. Valuat.*, vol. 29, no. 1, pp. 41–53, 2021, doi: 10.2478/remav-2021-0005.
- [16] P. C. Neupane, "Tourism Governance in the aftermath of COVID-19: A Case Study of Nepal," *Gaze J. Tour. Hosp.*, vol. 12, no. 1, pp. 44–69, 2021, doi: 10.3126/gaze.v12i1.35676.
- [17] S. Tufail and S. Batool, "An Analysis of the Relationship between Inflation and Gold Prices: Evidence from Pakistan," *Lahore J. Econ.*, vol. 18, no. 2, pp. 1–35, 2013, doi: 10.35536/lje.2013.v18.i2.a1.
- [18] J. Zhang, R. Leoncini, and Y. Tsai, "Intellectual Property Rights Protection, Labour Mobility and Wage Inequality," *Econ. Model.*, vol. 70, pp. 239–244, 2018, doi: 10.1016/j.econmod.2017.11.006.
- [19] M. del V. Segarra-Oña, Á. Peiró-Signes, R. Verma, and L. Miret-Pastor, "Does Environmental Certification Help the Economic Performance of Hotels?: Evidence from the Spanish Hotel Industry," *Cornell Hosp. Q.*, vol. 53, no. 3, pp. 242–256, 2012, doi: 10.1177/1938965512446417.
- [20] K. Fai NG, H. K. LO, and Y. HUAI, "Robust Public-Private Partnerships for Joint Railway and Property Development," *Front. Eng. Manag.*, vol. 4, no. 4, pp. 437–450, 2017, doi: 10.15302/j-fem-2017068.

- [21] B. M. Balk, A. N. Rambaldi, and D. S. P. Rao, "Macro-Economic Measures For A Globalized World: Global Growth and Inflation," *Macroecon. Dyn.*, vol. 26, no. 2, pp. 314–360, 2022, doi: 10.1017/S1365100520000152.
- [22] D. Kaluge, "Multifactor on Macroeconomic Fundamentals to Explain The Behavior of Sectoral Indices in The Indonesian Stock Exchange," *Entrep. Sustain. Issues*, vol. 7, no. 1, pp. 44–51, 2019, doi: 10.9770/jesi.2019.7.1(4).
- [23] H. K. N. Lee, "International Real Estate Review," *Int. Real Estate Rev.*, vol. 24, no. 2, pp. 221–251, 2021, doi: 10.53383/100321.
- [24] Y. E. Meneses and R. A. Flores, "Feasibility, Safety, and Economic Implications of Whey-Recovered Water in Cleaning-In-Place Systems: A Case Study on Water Conservation for the Dairy Industry," *J. Dairy Sci.*, vol. 99, no. 5, pp. 3396–3407, 2016, doi: 10.3168/jds.2015-10306.
- [25] S. Sukirno, *Makro Ekonomi Teori Pengantar*. Jakarta: PT. Rajawali Pers, 2016.
- [26] H. Tanrıvermiş, "Possible Impacts of COVID-19 Outbreak on Real Estate Sector and Possible Changes to Adopt: A Situation Analysis and General Assessment on Turkish Perspective," *J. Urban Manag.*, vol. 9, no. 3, pp. 263–269, 2020, doi: 10.1016/j.jum.2020.08.005.
- [27] U. C. Eze and Y. Y. Lim, "Indicators in the Purchase of Housing Properties," *J. Southeast Asian Res.*, vol. 2013, no. 432043, 2013, doi: 10.5171/2013.432043.
- [28] R. Magweva and M. Sibanda, "Inflation and Infrastructure Sector Returns in Emerging Markets—panel ARDL Approach," *Cogent Econ. Financ.*, vol. 8, no. 1730078, 2020, doi: 10.1080/23322039.2020.1730078.
- [29] J. P. Mpakaniye, "Effect of Temporary Differences on Deferred Tax in the Banking Sector in Rwanda," *SSRN Electron. J.*, 2019, doi: 10.2139/ssrn.3358577.
- [30] E. O. Okon, "Poverty in Nigeria: A Social Protection Framework for the Most Vulnerable Groups of Internally Displaced Persons," *Am. Int. J. Soc. Sci. Res.*, vol. 2, no. 1, pp. 66–80, 2018, doi: 10.46281/aijssr.v2i1.169.
- [31] W. Bao, R. Tao, A. Afzal, and H. Dördüncü, "Real Estate Prices, Inflation, and Health Outcomes: Evidence From Developed Economies," *Front. Public Heal.*, vol. 10, no. 851388, pp. 1–6, 2022, doi: 10.3389/fpubh.2022.851388.
- [32] P. Benigno and S. Nisticò, "Non-neutrality of Open-Market Operations," *Am. Econ. J. Macroecon.*, vol. 12, no. 3, pp. 175–226, 2020, doi: 10.1257/mac.20180030.
- [33] Y. Cheng, C. Liu, H. Yang, and H. Zhang, "The Structure of Commercial Forests 'Tending to Become Economic Forests': An Analysis of Causes Based on Labor Cost Effects and Relative-Revenue Effects," *Sci. Silvae Sin.*, vol. 57, no. 7, pp. 184–193, 2021, doi: 10.11707/j.1001-7488.20210720.
- [34] L. A. Lopez and J. Yoshida, "Estimating Housing Rent Depreciation for Inflation Adjustments," *Reg. Sci. Urban Econ.*, vol. 95, no. 103733, 2022, doi: 10.1016/j.regsciurbeco.2021.103733.
- [35] S. Peralta and J. P. dos Santos, "Who Seeks Reelection: Local Fiscal Restraints and Political Selection," *Public Choice*, vol. 184, pp. 105–134, 2020, doi: 10.1007/s11127-019-00702-7.
- [36] J. Cao, B. Huang, and R. N. Lai, "On the Effectiveness of Housing Purchase Restriction Policy in China: A Difference in Difference Approach," *SSRN Electron. J.*, 2015, doi: 10.2139/ssrn.2584275.
- [37] S. Cohn, "The Tax Revolt," in *All Societies Die*, Ithaca, NY: Cornell University Press, 2021. doi: 10.7591/cornell/9781501755903.003.0029.
- [38] A. A. Haeba *et al.*, "The Influence of the Level of Public Awareness and Public Understanding of the Rules on the Achievement of Locally Generated Revenue (PAD) Targets through the Property Tax (PBB) Collection Process," in *Proceedings of the International Conference on Industrial Engineering and Operations Management*, 2021, pp. 3756–3763.
- [39] L. Li and W. X. Wan, "The Effect of Expected Losses on the Hong Kong Property Market," *J. Real Estate Financ. Econ.*, 2021, doi: 10.1007/s11146-021-09851-3.
- [40] E. Sumirat, S. R. Nidar, A. Herwany, and S. K. Wiryono, "Risk Impact Besides Capital Structure and Investment Valuation Into Public Housing Project's Investment Rate," *Acad. Strateg. Manag. J.*, vol. 19, no. 5, pp. 1–11, 2020.
- [41] L. Ma, H. J. Liu, D. J. Edwards, and M. C. P. Sing, "Housing Price Dynamics on Residential Construction: A Case Study of the Australian Property Sector," *Struct. Chang. Econ. Dyn.*, vol. 59, pp. 525–532, 2021, doi: 10.1016/j.strueco.2021.10.001.
- [42] A. Bhattacharjee, M. Bhowmik, P. Chiranjit, B. Das Chowdhury, and B. Debnath, "Rubber tree seed utilization for green energy, revenue generation and sustainable development— A comprehensive review," *Ind. Crops Prod.*, vol. 174, no. 114186, 2021, doi: 10.1016/j.indcrop.2021.114186.
- [43] K. R. Gotama and N. Anastasia, "The Impact of Corona Virus Disease 2019 (COVID-19) on Indonesia Property Stock Index," *Petra IJBS Int. J. Bus. Stud.*, vol. 4, no. 2, pp. 85–96, 2021, doi: 10.9744/ijbs.4.2.85-96.
- [44] F. H. Ngangnchi and R. Joefendeh, "External Debt, Public Investment and Economic Growth in Cameroon," *Int. J. Financ. Res.*, vol. 2, no. 4, pp. 260–273, 2021, doi: 10.47747/ijfr.v2i4.461.
- [45] F. H. Ngangnchi, R. Joefendeh, and L. Innocent, "External Debt, Public Investment and Economic Growth in Cameroon," *Int. J. Econ. Financ. Res.*, vol. 8, no. 1, pp. 23–29, 2022, doi: 10.32861/ijefr.81.23.29.
- [46] W. J. Pienaar, "Guidelines for the Choice of Road Projects by Government," *Tydskrift vir Geesteswetenskappe*, vol. 59, no. 1, pp. 126–141, 2019, doi: 10.17159/2224-7912/2019/v59n1a9.
- [47] O. S. Bilousova, "Assessing the Impact of Tax Reforms on the Long-Term Sustainability of Public Finances," *Stat. Ukr.*, vol. 86, no. 3, pp. 25–37, 2019, doi: 10.31767/su.3(86)2019.03.03.
- [48] K. W. Chau, L. W. C. Lai, J. Liang, F. F. Ng, and K. T. Wong, "The Negative Impact of Public Sector-Led Redevelopment Projects on The Prices of Old and New Housing Units In High Density Urban Areas," *Int. J. Constr. Manag.*, vol. 21, no. 11, pp. 1156–

- 1164, 2021, doi: 10.1080/15623599.2019.1604113.
- [49] V. S. Demko, "Economic Influence of Multiplicative Effect of Investment Charges of Industry of Tourist Services," *Sci. Bull. Polissya*, vol. 2, no. 21, pp. 145–154, 2020, doi: 10.25140/2410-9576-2020-2(21)-145-154.
- [50] C. Mlambo, "Politics and the Natural Resource Curse: Evidence from Selected African States," *Cogent Soc. Sci.*, vol. 8, no. 2035911, 2022, doi: 10.1080/23311886.2022.2035911.
- [51] J. M. Ross, "The Effect of Property Reassessments on Fiscal Transparency and Government Growth: Evidence from Virginia," *Mercat. Work. Pap.*, 2018, doi: 10.2139/ssrn.3211643.
- [52] J. M. Ross and S. Mughan, "The Effect of Fiscal Illusion on Public Sector Financial Management," *Public Financ. Rev.*, vol. 46, no. 4, pp. 635–664, 2018, doi: 10.1177/1091142116676360.
- [53] A. Atreya and J. Czajkowski, "Graduated Flood Risks and Property Prices in Galveston County," *Real Estate Econ.*, vol. 47, no. 3, pp. 807–844, 2019, doi: 10.1111/1540-6229.12163.
- [54] V.-A. Porumb, G. Maier, and I. Anghel, "The Impact of Building Location on Green Certification Price Premiums: Evidence from Three European Countries," *J. Clean. Prod.*, vol. 272, no. 122080, 2020, doi: 10.1016/j.jclepro.2020.122080.
- [55] K. B. Prakash *et al.*, "Influence of Fiber Volume and Fiber Length on Thermal and Flexural Properties of a Hybrid Natural Polymer Composite Prepared with Banana Stem, Pineapple Leaf, and S-Glass," *Adv. Mater. Sci. Eng.*, vol. 2021, no. 6329400, pp. 1–11, 2021, doi: 10.1155/2021/6329400.
- [56] B. H. Chang, A. Sharif, A. Aman, N. M. Suki, A. Salman, and S. A. R. Khan, "The Asymmetric Effects Of Oil Price On Sectoral Islamic Stocks: New Evidence From Quantile-On-Quantile Regression Approach," *Resour. Policy*, vol. 65, no. 101571, 2020, doi: 10.1016/j.resourpol.2019.101571.
- [57] S. H. Hsu, T. J. Chen, S. Y. Lin, and C. O. Chang, "Did housing prices drop dramatically after the Kaohsiung gas explosions?†," *Acad. Econ. Pap.*, vol. 48, no. 1, pp. 33–68, 2020.
- [58] D. C. Sanderson, F. Shakurina, and J. Lim, "The Impact of Sale and Leaseback on Commercial Real Estate Prices and Initial Yields in the UK," *J. Prop. Res.*, vol. 36, no. 3, pp. 245–271, 2019, doi: 10.1080/09599916.2019.1642370.
- [59] F. Tajani, P. Morano, C. M. Torre, and F. Di Liddo, "An Analysis of the Influence of Property Tax on Housing Prices in the Apulia Region (Italy)," *Buildings*, vol. 7, no. 3, p. 67, 2017, doi: 10.3390/buildings7030067.
- [60] B. T. H. Yen, C. Mulley, H. Shearer, and M. Burke, "Announcement, Construction or Delivery: When Does Value Uplift Occur for Residential Properties? Evidence from the Gold Coast Light Rail System in Australia," *Land use policy*, vol. 73, pp. 412–422, 2018, doi: 10.1016/j.landusepol.2018.02.007.
- [61] R. M. Motoryn, T. M. Motoryna, and K. R. Prykhodko, "How the Structure of GDP of Ukraine Responded to COVID-19," *Stat. Ukr.*, vol. 92, no. 1, pp. 16–25, 2021, doi: 10.31767/su.1(92)2021.01.02.
- [62] S. Kamau, E. Barrios, N. K. Karanja, F. O. Ayuke, and J. Lehmann, "Spatial Variation of Soil Macrofauna and Nutrients in Tropical Agricultural Systems Influenced by Historical Charcoal Production in South Nandi, Kenya," *Appl. Soil Ecol.*, vol. 119, pp. 286–293, 2017, doi: 10.1016/j.apsoil.2017.07.007.
- [63] M. P. Laurini, R. B. Mauad, and F. A. L. Aiube, "The Impact of Co-Jumps in the Oil Sector," *Res. Int. Bus. Financ.*, vol. 52, no. 101197, 2020, doi: 10.1016/j.ribaf.2020.101197.
- [64] I. S. Damoah, Y. Mouzoughi, and D. K. Kumi, "The Effects of Government Construction Projects Abandonment: Stakeholders' Perspective," *Int. J. Constr. Manag.*, vol. 20, no. 5, pp. 462–479, 2020, doi: 10.1080/15623599.2018.1486172.
- [65] P. Dent, "Local Authority Property Management: Initiatives, strategies, re-organisation and reform," 1st ed., London: Routledge, 2019. doi: 10.4324/9780429432873-6.
- [66] A. Gautam, G. Lodha, K. Potdar, B. Mohanty, and M. L. Vadera, "Comprehensive reality screening of GST in real estate sector of India," *J. Talent Dev. Excell.*, vol. 12, no. 3s, pp. 1193–1204, 2020.
- [67] H. Hermawan, *Metode Kuantitatif SPSS*. 2018.
- [68] I. Ghozali, *Aplikasi Analisis Multivariate Dengan Program IBM SPSS 25*. Semarang: Semarang: Universitas Diponegoro, 2018.
- [69] I. Ghozali, *Structural Equation Modeling Metode Alternatif dengan Partial Least Square (PLS)*, 4th ed. Semarang: Semarang: Universitas Diponegoro, 2014.
- [70] Aduwo and O. Olayeye, "Effects of International Public Sector Accounting Standards on Financial Accountability in Nigeria Public Sector," *Eur. J. Accounting, Audit. Financ. Res.*, vol. 7, no. 3, pp. 41–54, 2019.
- [71] A. Azizov, "Innovation Development and Entrepreneurship Management In Tourism Of Azerbaijan: Current Trends And Priorities," *Mark. Manag. Innov.*, no. 4, pp. 104–120, 2021, doi: 10.21272/mmi.2021.4-09.
- [72] E. N. Kimani, B. T. Kuria, and M. M. Ngigi, "Analysis of Spatial Factors Affecting Rental House Prices: A Case Study of Nyeri Town Constituency, Kenya," *J. Geosci. Geomatics*, vol. 9, no. 3, pp. 110–123, 2021, doi: 10.12691/jgg-9-3-2.
- [73] Y. Lupenko, "Theoretical and Methodological Support of Economic Development of Agricultural Sector and Rural Areas," *Ekon. APK*, vol. 320, no. 6, pp. 6–15, 2021, doi: 10.32317/2221-1055.202106006.
- [74] O. Zoria *et al.*, "Theoretical and Methodological Principles of Investment Support for Innovation-Oriented Development of Agrarian Production," *J. Environ. Manag. Tour.*, vol. 12, no. 3, pp. 695–706, 2022, doi: 10.14505/jemt.v13.3(59).10.
- [75] V. Snieska, V. Venckuviene, and R. Masteikiene, "The Prognostics for Credit Shocks (Financial Crisis) and Insights for Mitigating Consequences," *Eng. Econ.*, vol. 27, no. 1, pp. 47–55, 2016, doi: 10.5755/j01.ee.27.1.9533.
- [76] B. G. Ekemode, "A Fresh Look at The Inflation-Hedging Attributes of Residential Property Investments in Emerging Markets: Evidence From Nigeria," *Prop. Manag.*, vol. 39, no. 3, pp. 419–438,

- 2021, doi: 10.1108/PM-03-2020-0020.
- [77] K. W. Tham, R. Said, and Y. Adnan, "The Dynamic Relationship Between Inflation and Non-Performing Property Loans in Malaysia," *J. Surv. Constr. Prop.*, vol. 12, no. 1, pp. 36–44, 2021, doi: 10.22452/jscp.vol12no1.4.
- [78] V. Cohen and A. Burinskas, "The Evaluation of the Impact of Macroeconomic Indicators on the Performance of Listed Real Estate Companies and Reits," *Ekonomika*, vol. 99, no. 1, pp. 79–92, 2020, doi: 10.15388/ekon.2020.1.5.
- [79] T. T. T. Doan, "Profitability of Real Estate Firms: Evidence Using GMM Estimation," *Manag. Sci. Lett.*, vol. 10, pp. 327–332, 2020, doi: 10.5267/j.msl.2019.8.038.
- [80] U. Malmendier, "Exposure, Experience, and Expertise: Why Personal Histories Matter in Economics," *NBER Work. Pap.*, no. w29336, 2021, doi: 10.2139/ssrn.3935524.
- [81] M. López-Santana and P. Rocco, "Fiscal Federalism and Economic Crises in the United States: Lessons from the COVID-19 Pandemic and Great Recession," *Publius J. Fed.*, vol. 51, no. 3, pp. 365–395, 2021, doi: 10.1093/publius/pjab015.
- [82] U. Malmendier, "FBBVA Lecture 2020 Exposure, Experience, and Expertise: Why Personal Histories Matter in Economics," *J. Eur. Econ. Assoc.*, vol. 19, no. 6, pp. 2857–2894, 2021, doi: 10.1093/jeea/jvab045.
- [83] S. A. A. Shazmin, I. Sipan, M. Sapri, H. M. Ali, and F. Raji, "Property Tax Assessment Incentive for Green Building: Energy Saving Based-model," *Energy*, vol. 122, pp. 329–339, 2017, doi: 10.1016/j.energy.2016.12.078.
- [84] V. Fedosov, O. Tymchenko, and V. Babichenko, "TAX TRANSFORMATIONS EFFECTS," *Financ. Credit Act. Probl. theory Pract.*, vol. 2, no. 29, pp. 462–475, 2019, doi: 10.18371/fcaptp.v2i29.172216.
- [85] N. P. Lien, "How Does Governance Modify the Relationship between Public Finance and Economic Growth: A Global Analysis," *VNU J. Econ. Bus.*, vol. 34, no. 5E, 2018, doi: 10.25073/2588-1108/vnueab.4165.
- [86] C. Martin, K. Hulse, and H. Pawson, "The changing institutions of private rental housing: An international review," *AHURI Final Report No. 292*. Australian Housing and Urban Research Institute Limited, Melbourne, 2018. doi: 10.18408/ahuri-7112201.
- [87] V. Pallavi, "An incidence of property tax-A case study of effect on real estate sector in Mysore city," *Int. J. Civ. Eng. Technol.*, vol. 9, no. 2, pp. 340–348, 2018.
- [88] Z. Parambath and N. Udawatta, "A Framework for Property Developers to Survive in a Recession," in *AUBEA 2017: Australasian Universities Building Education Association Conference 2017*, 2017, pp. 411–418. doi: 10.29007/cfr2.
- [89] C. Tsvakirai, "The Role of Plant Breeders' Rights in an Evolving: Peach and Nectarine Fresh Fruit Sector," *S. Afr. J. Sci.*, vol. 113, no. 7/8, pp. 1–6, 2017, doi: 10.17159/sajs.2017/20160339.

---

## revised article

1 pesan

---

**eko budi satoto** <ekobudisatoto@unmuhjember.ac.id>  
Kepada: editor.ijsdp@iieta.org

23 April 2023 pukul 04.40

This is a revised article, please respond



**Revisi Artikel2.docx**  
293K



## Revise your manuscript submitted to IJSDP

4 pesan

editor.ijmdp iieta.org <editor.ijmdp@iieta.org>

14 April 2023 pukul 13.43

Kepada: "ekobudisatoto@unmuhjember.ac.id" <ekobudisatoto@unmuhjember.ac.id>

Dear author,

Thank you for contributing your paper to INTERNATIONAL JOURNAL OF SUSTAINABLE DEVELOPMENT AND PLANNING!

- Please revise your paper according to the attached comments.
- Highlight the revised parts in the final version of your paper and give a response according to review comments.
- Please typeset your paper according to template.

To ensure fast publication of your paper, please return your revised manuscript and answers to all queries to this email **within 14 days**. Thus, we have enough time to process your manuscript in the next step. For further assistance, please do not hesitate to contact us via this email.

We would like to take this opportunity to thank you for choosing *International Journal of Sustainable Development and Planning* as your publishing medium and hope that we will receive further submissions from you or your scholar friends in the future.

Best regards,

### IJSDP Editorial Board

International Journal of Sustainable Development and Planning

<http://www.iieta.org/Journals/IJSDP>


International Information and Engineering Technology Association (IIETA)

<http://www.iieta.org/>



### 2 lampiran

 IJSDP Template.docx  
95K

 IJSDP\_19306\_comment.docx  
34K

[Kutipan teks disembunyikan]

---

#### 4 lampiran




**image002.png**  
14K



**image002.png**  
14K

 **IJSDP Template.docx**  
95K

 **IJSDP\_19306\_comment.docx**  
34K

---

**eko budi satoto** <ekobudisatoto@unmuhjember.ac.id>  
Draf

23 April 2023 pukul 04.37

----- Forwarded message -----

Dari: **editor.ijspd iieta.org** <editor.ijspd@iieta.org>  
Date: Jum, 14 Apr 2023 13.43  
Subject: Revise your manuscript submitted to IJSDP  
To: **ekobudisatoto@unmuhjember.ac.id** <ekobudisatoto@unmuhjember.ac.id>

[Kutipan teks disembunyikan]


---

#### 3 lampiran



**image002.png**  
14K

 **IJSDP Template.docx**  
95K

 **IJSDP\_19306\_comment.docx**  
34K

---

**eko budi satoto** <ekobudisatoto@unmuhjember.ac.id>  
Draf

3 Mei 2023 pukul 03.51

----- Forwarded message -----

Dari: **editor.ijspd iieta.org** <editor.ijspd@iieta.org>  
Date: Jum, 14 Apr 2023 13.43  
Subject: Revise your manuscript submitted to IJSDP  
To: **ekobudisatoto@unmuhjember.ac.id** <ekobudisatoto@unmuhjember.ac.id>

[Kutipan teks disembunyikan]


---

#### 3 lampiran



**image002.png**  
14K

 **IJSDP Template.docx**  
95K

 **IJSDP\_19306\_comment.docx**

34K

## Decision on your revised paper submitted to IJSDP

2 pesan

editor.ijsdp iieta.org <editor.ijsdp@iieta.org>

4 Mei 2023 pukul 16.40

Kepada: "ekobudisatoto@unmuhjember.ac.id" <ekobudisatoto@unmuhjember.ac.id>

Dear author,

We have reached a decision regarding your submission to *International Journal of Sustainable Development and Planning*,

Manuscript Title: The Effect of Inflation, Regional Minimum Wages, and Costs of Subsidized Housing on the Purchasing Power of Low-Income Communities with a Need to Own a Home as an Intervening Variable

Manuscript ID: 19306

Our decision is to: Accept Submission

Before we proceed with the publication of your article, please complete the arrange payment of your article processing charge (US \$ 500) in 15 days by the following ways:

**Please fill in the blank when you complete the payment:**

<b>Customer</b>	
Name	
Account number	
Address	
<b>Misc</b>	
Date	
For	Publication fee for paper published in IJSDP ID:
<b>Unit Price</b>	<b>USD        500.00</b>
<b>Payment</b>	

### USD Remittance Path

**BENEFICIARY NAME:** IIETA-RSMC Beijing LTD

**ACCOUNT NUMBER:** 0200296409116032240

**BENEFICIARY ADDRESS:** Room 302, Building 3, Jinmao Plaza, Fengtai District, Beijing, PRC

**BENEFICIARY BANKER'S NAME:** Industrial and Commercial Bank of China Beijing Municipal Branch, Beijing, PRC

**SWIFT CODE:** ICBKCNBJBJM

PLEASE :

1. **Remark the manuscript ID in the Remittance.**
2. **Send the remittance receipt or payment screenshot, and name and account number of the remitter to this email.**

Total due in 15 days. Overdue accounts subject to a service charge of 1% per month.

If you have any questions, please do not hesitate to contact us.

Kind regards,

### **IJSDP Editorial Board**

**International Journal of Sustainable Development and Planning**

<http://www.iieta.org/Journals/IJSDP>

**International Information and Engineering Technology Association (IIETA)**

<http://www.iieta.org/>



**eko budi satoto** <ekobudisatoto@unmuhjember.ac.id>  
Kepada: "editor.ijsdp iieta.org" <editor.ijsdp@iieta.org>

9 Mei 2023 pukul 04.11

Article processing charge for my article

Manuscript Title: The Effect of Inflation, Regional Minimum Wages, and Costs of Subsidized Housing on the Purchasing Power of Low-Income Communities with a Need to Own a Home as an Intervening Variable

Manuscript ID: 19306

Author: Eko Budi Satoto

Pada tanggal Kam, 4 Mei 2023 pukul 16.40 editor.ijsdp iieta.org <editor.ijsdp@iieta.org> menulis:

Dear author,

Manuscript Title: The Effect of Inflation, Regional Minimum Wages, and Costs of Subsidized Housing on the Purchasing Power of Low-Income Communities with a Need to Own a Home as an Intervening Variable

Manuscript ID: 19306

Our decision is to: Accept Submission

Before we proceed with the publication of your article, please complete the arrange payment of your article processing charge (**US \$ 500**) in 15 days by the following ways:

**Please fill in the blank when you complete the payment:**

<b>Customer</b>	
Name	
Account number	
Address	
<b>Misc</b>	
Date	
For	Publication fee for paper published in IJSDP ID:
<b>Unit Price</b>	<b>USD        500.00</b>
<b>Payment</b>	

**USD Remittance Path**

**BENEFICIARY NAME:** IIETA-RSMC Beijing LTD

**ACCOUNT NUMBER:** 0200296409116032240

**BENEFICIARY ADDRESS:** Room 302, Building 3, Jinmao Plaza, Fengtai District, Beijing, PRC

**BENEFICIARY BANKER'S NAME:** Industrial and Commercial Bank of China Beijing Municipal Branch, Beijing, PRC

**SWIFT CODE:** ICBKCNBJBJM

PLEASE :

1. Remark the manuscript ID in the Remittance.
2. Send the **remittance receipt** or **payment screenshot**, and **name** and **account number** of the remitter to this email.

Total due in 15 days. Overdue accounts subject to a service charge of 1% per month.

If you have any questions, please do not hesitate to contact us.

Kind regards,

**IJSDP Editorial Board**

**International Journal of Sustainable Development and Planning**

<http://www.iieta.org/Journals/IJSDP>

**International Information and Engineering Technology Association (IIETA)**

<http://www.iieta.org/>



ae055de2-3407-4dd6-a30f-2b7798a404c3.jpg  
247K

---

## Galley proof of your paper submitted to IJSDP!

2 pesan

---

editor.ijsdp iieta.org <editor.ijsdp@iieta.org>

23 Mei 2023 pukul 13.10

Kepada: "ekobudisatoto@unmuhjember.ac.id" <ekobudisatoto@unmuhjember.ac.id>

Dear author,

Thank you for contributing your paper to INTERNATIONAL JOURNAL OF SUSTAINABLE DEVELOPMENT AND PLANNING!

Please revise your paper with particular reference to the following points:

1. Please revise your paper according to **template**.
2. Attach DOI to references as demonstrated in the template. Click <http://www.crossref.org/guestquery/> for a DOI query.
3. Please fill in "Copyright Transfer Agreement". Please note that "corresponding author's signature" in the agreement shall be manually signed.
4. Please highlight the revised parts.
5. Please provide the ORCID of all authors.

To ensure fast publication of your paper, please return your revised manuscript ASAP, thus your paper can be published in the latest issue. For further assistance, please do not hesitate to contact us via this e-mail.

Best regards,

### **IJSDP Editorial Board**

**International Journal of Sustainable Development and Planning**

<http://www.iieta.org/Journals/IJSDP>

**International Information and Engineering Technology Association (IIETA)**


<http://www.iieta.org/>



**3 lampiran**

 **Copyright Transfer Agreement.pdf**  
2031K

 **IJSDP Template.docx**  
95K

 **IJSDP 19306 galley proof.docx**  
240K

---

**eko budi satoto** <ekobudisatoto@unmuhjember.ac.id>  
Kepada: amrigunasti@unmuhjember.ac.id

23 Mei 2023 pukul 20.19

[Kutipan teks disembunyikan]

---

**5 lampiran**




**image001.png**  
14K




**image001.png**  
14K

 **Copyright Transfer Agreement.pdf**  
2031K

 **IJSDP Template.docx**  
95K

 **IJSDP 19306 galley proof.docx**  
240K

## Boosting Homeownership Affordability for Low-Income Communities in Indonesia

Eko Budi Satoto 

Department of Management, Universitas Muhammadiyah Jember, West Java 68124, Indonesia

Corresponding Author Email: [ekobudisatoto@unmuhjember.ac.id](mailto:ekobudisatoto@unmuhjember.ac.id)

<https://doi.org/10.18280/ijstdp.xxxxxx>

### ABSTRACT

**Received:** 8 February 2023

**Accepted:** 4 May 2023

#### Keywords:

*inflation, regional minimum wages, costs of subsidized housing, a need to own a home, purchasing power of low-income communities*

This study aims to determine the effect of inflation, regional minimum wages, and subsidized housing costs on the purchasing power of low-income communities needing to own a home as an intervening variable. This study uses the Structural Equation Modeling (SEM) method to analyze the data from the districts of East Java, Indonesia. Broadly speaking, this study found that the higher the need to own a home, the higher the purchasing power of Low-Income Communities because the population is increasing, so the need to own a place to live is also directly proportional. The practical implication of this study is that it can contribute useful information relating to the effect of inflation, regional minimum wages, and subsidized house prices on the purchasing power of low-income communities with a need to own a house as an intervening variable. Therefore, the government needs to control the impact caused by inflation in the form of rising bank interest rates by subsidizing it so that it remains stable. In the future, the government should include housing allowances in the minimum wage component. The government should not only subsidize house prices, but also production costs, so that the price of subsidized houses remains stable.

## 1. INTRODUCTION

Home is a primary need for humans [1]. Therefore, ideally every human being or every family should have a home [2]. However, from year to year house prices are increasing. This increase in house prices is not followed by an increase in people's income [3]. With the imbalance between housing needs and the low income of this community, developers will find it difficult to sell their products, on the other hand, people with low income will find it difficult to fulfill their primary needs in the form of a house [4].

In Quarter 2 2022, the property price index in East Java reached 100.2, up 4.4 points compared to 95.8 in Quarter 1 2022. The quarter-on-quarter increase reached 4.7 percent [5]. In contrast, according to the Chairman of the DPP of the Association of Housing and Settlement Developers throughout Indonesia (Apersi) Eddy Ganefo, this decline in purchasing power has made commercial housing sales fall 75 percent [6].

In addition to the high price of housing, another factor that hinders home purchases is inflation. According to Indonesia's Finance Minister, Sri Mulyani Indrawati, with rising inflation, it will be increasingly difficult for low-income people to own a home. Of course there is a strong reason, because when there is inflation it will be followed by bank interest rates [7].

Regional Minimum Wage (UMR) is another factor that greatly affects the ability to buy a house. The higher the UMR in a region, the higher the ability of its people to buy a house. Standard house prices that are almost evenly distributed in East Java are not followed by the UMR. This has resulted in districts with low minimum wages, such as Situbondo Regency, where the minimum wage is very small, it is very difficult to match the ability of Mojokerto Regency, where the minimum wage is very large [8].

The hope of the community to be able to buy a house is with the subsidized housing program [9]. But in reality this subsidized house is also increasingly unbalanced by the basic price of the house. So that this subsidized house is still not affordable by low-income people. This is because the selling value or price of subsidized houses remains high.

The above fact is in line with several studies [10-18] which state that Inflation, UMR, and Subsidized House Prices affect the Purchasing Power of Low-Income Communities. However, there is a research gap in research [19] showing the opposite result that Inflation, UMR, and Subsidized House Prices have no effect on the Purchasing Power of Low-Income Communities.

This study contributes to the government's decision-making related to subsidized houses. Unstable world economic turmoil has resulted in recessions in several countries, including Indonesia. The recession has increased the government's basic inflation, making it more difficult for low-income people to own a home. Novelty in the study is the need to own a house as an intervening variable because the number of people's population in Indonesia is getting higher, so the need for housing is also increasing. In addition, based on the theory of national development, there is a government obligation to facilitate the community in obtaining a sense of security to live. The launch of subsidized houses is a tangible manifestation of the government's seriousness in providing convenience, especially for low-income people in owning private houses.

From the description above, the following research questions can be formulated (1) Does Inflation affect the purchasing power of low-income people? (2) Does the Regional Minimum Wage affect the Purchasing Power of Low-Income People? (3) Does the Price of Subsidized Houses

affect the Purchasing Power of Low-Income People? (4) Does Inflation affect the Need to Own a House? (5) Does the Regional Minimum Wage affect the Need to Own a House? (7) Does the need to own a house affect the purchasing power of low-income people? (8) Does Inflation affect the Purchasing Power of Low-Income People through the Need to Own a House? (6) Does the price of subsidized housing affect the need to own a house? (7) Does the need to own a house affect the purchasing power of low-income people? (8) Does inflation affect the purchasing power of low-income people through the need to own a house? (9) Does the regional minimum wage affect the purchasing power of low-income people through the need to own a house? (10) Does the price of subsidized housing affect the purchasing power of low-income people through the need to own a house?

## 2. LITERATURE REVIEW

The theory of economic development is seen as a multidimensional process that involves various fundamental changes in social structures, attitudes of society, and national institutions, as well as accelerated growth, reduction of inequality, and overcoming poverty. In essence, development reflects a complete change in the social system according to various basic needs and efforts to foster the aspirations of individuals and social groups in the system. In the early stages of economic development, according to them, the relatively large ratio of government expenditures to national income. The initial stage of the government must provide various facilities and infrastructure. In the middle stage of economic development, government investment is still needed to spur growth to take off [20-24].

Inflation is the tendency of prices to rise generally and continuously. An increase in the price of one or two goods alone is not called inflation unless the increase extends to (or results in an increase in) a large part of the price of other goods. Inflation can be divided into two types based on the factors that give rise to it. Inflation occurs as a result of the level of the economy reaching the level of full labor unemployment and rapid economic growth [25]. Inflation occurs due to an increase in production costs [26-30].

Wages are something that is obtained by labor as a form of exchange for services that have been provided to the company. The minimum wage, as regulated in government regulations No. 8 / 1981, is a wage set at the regional, sectoral, and subsectoral minimum. In this case, the minimum wage is the basic wage and benefits. The minimum basic wage is a minimally regulated basic wage both regionally, sectorally, and sub-sectorally. Meanwhile, government regulations that clearly regulated only the basic wage and do not include benefits [31-35].

Several terms can express prices or costs, for example, rates, rent, interest, premiums, commissions, wages, salaries, etc. From a marketing point of view, a price is a monetary unit or another measure (including goods and services) exchanged for the right of ownership or use of a good or service. Price is the only element of the marketing mix that provides income for the company, while the other three elements are (product, distribution, and promotion) causing costs (expenses). Price is an important point in determining a company's marketing strategy because the price has a great influence on consumers' purchasing power [36-40].

Based on the Regulation of the Minister of Public Housing

of the Republic of Indonesia no. 10 of 2012 article 1, a house is a building that functions as a livable residence, a means of family development, a reflection of the dignity and dignity of its occupancy and assets for its owner. A house is not only a building (structural) but also a place of residence that meets the requirements of a decent life, viewed from various aspects of people's lives. Home is understandable as a refuge to enjoy life, rest, and revel with the family. The house's inhabitants get the first impression of their life in this world. The house must guarantee the interests of the family, that is, to growth, give the possibility to live in association with its neighbors, and more than that; the house must give tranquility, pleasure, happiness, and comfort to all events of its life [41-46].

The ability to purchase power can be summed up as the capacity of consumers to buy the number of goods requested in a market with a price level at a certain income and in a certain period. Consumers with low purchasing power or relatively small incomes will tend to consume relatively cheap products with relatively small amounts in order to meet their needs due to their resources. The government has sought to obtain credit with a relatively cheap Inflation rate from the Bank. Then the cost of taking care of a very simple house certificate has been arranged according to the housing developer. To increase public affordability, the government and banks have made policies to help low-income people by providing subsidies for Home Ownership Credit Inflation [47-52].

## 3. HYPOTHESES DEVELOPMENT

In this study, ten hypotheses will be developed. The development of this hypothesis is based on the relationship that occurs between variables. The relationship between these variables can be seen in Figure 1.

### 3.1 The effect of inflation on the purchasing power of low-income communities

High inflation will be a burden for all parties. With the regional minimum wage, the purchasing power of a currency becomes lower or decreases. With the decline in the purchasing power of currencies, people's ability to meet their living needs, goods, and services, will be lower. The unstable pace of the regional minimum wage will make planning difficult for the business world, not encourage people to save and invest, hinder development planning by the government, change the structure of the state budget and regional budget, and various other negative impacts that are not conducive to the overall economy. The result of the studys [41, 43, 53-55] shows that inflation affects the purchasing power of low-income people, thus,

*The first hypothesis, H0: Inflation does not affect the purchasing power of low-income people, and H1: Inflation does not affect the purchasing power of low-income people.*

### 3.2 The effect of regional minimum wage on the purchasing power of low-income communities

The demand for an increase in the minimum wage for each district every year is intended to improve the welfare of the workers. However, for companies, it is the opposite because if the minimum wage increases, the production costs incurred are quite high, so there can be inefficiencies in the company, and

they will take policies to reduce the number of workers to increase the number of unemployed. The level of wages is also called the average level of work generally accepted in society for all kinds of work. The wage rate can be considered by the hour, day, week, month, or year. The result of the studies [56-60] shows that the regional minimum wage affects purchasing power of low-income people. Thus,

*The second hypothesis, H0: Regional Minimum Wage does not affect the Purchasing Power of Low-Income Communities, and H1: Regional Minimum Wage affects the Purchasing Power of Low-Income Communities.*

### **3.3 The effect of the cost of subsidized housing on the purchasing power of low-income communities**

Based on the Regulation of the Minister of Public Housing of the Republic of Indonesia no. 10 of 2012, article 1 house is a building that functions as a livable place to live in, a family development facility, a reflection of the dignity of its occupants, and an asset for the owner. The price of subsidized housing is also regulated through Public Works and Human Settlements Ministerial Decree No. 242/KPTS/M/2020 concerning subsidized housing prices adjusted to the region. For the Java region, the price of subsidized housing is set at only Rp. 150.5 million, Jabodetabek Rp. 168 million. Other areas, Sumatra Rp. 150.5 million, Bangka Belitung Rp. 156.5 million, Maluku Rp. 168 million to Papua priced at Rp. 219 million. The result of the studies [40, 42, 49, 50, 61, 62] shows that subsidized house prices affect the purchasing power of low-income people. Thus,

*The third hypothesis is H0: The price of subsidized housing does not affect the purchasing power of low-income people, and H1: The price of subsidized housing affects the purchasing power of low-income people.*

### **3.4 The effect of inflation on the need to own a home**

Inflation is the increase in prices generally prevailing in an economy from one period to another. Inflation can be considered a monetary phenomenon due to a decrease in the value of the monetary calculation unit of a commodity. Several adverse impacts arise from inflation, including declining economic activity, declining levels of people's prosperity, declining real income of people with fixed incomes, reducing the value of wealth in the form of money, and worsening the division of wealth. The result of the study by [41, 43, 53-55] shows that inflation affects the need to own a house. Therefore, *The fourth hypothesis, H0: Inflation has no effect on the need to own a house, and H1: Inflation affects the need to own a house.*

### **3.5 The effect of the regional minimum wage on the need to own a home**

One of the factors of subsidized housing purchase decisions is income. The high income owned by consumers will have an impact on the desire to own a home that can support their prestige and personal interests in the present and the future. Besides, ability in terms of income is also one of the main factors that can make consumers buy a house in cash or credit. The result of the studies [56-60] shows that the regional minimum wage affects the need to have a home. Thus, *The fifth hypothesis, H0: Regional Minimum Wage does not affect the need to own a house, and H1: Regional Minimum*

*Wage affects the need to own a house.*

### **3.6 The Effect of the Cost of Subsidized Housing on the Need to Own a Home**

Price is the only element in the marketing mix that generates sales revenue. In large companies, pricing is usually handled by divisional or product line managers. However, top management still sets goals and general policies regarding selling prices and often approves price proposals submitted by managers. The result of the studies [40, 42, 49, 50, 61, 62] shows that subsidized housing prices affect the need to own a home. Therefore,

*The sixth hypothesis, H0: The price of subsidized housing does not affect the need to own a house, and H1: The price of subsidized housing affects the need to own a house.*

### **3.7 The Effect of the Need to Own a Home on the Purchasing Power of Low-Income Communities**

Based on the Regulation of the Minister of Public Housing of the Republic of Indonesia no. 10 of 2012, article 1 house is a building that functions as a livable place to live in, a family development facility, a reflection of the dignity of its occupants and an asset for the owner. The price of subsidized housing is regulated through Public Works and Human Settlements Ministerial Decree No. 242/KPTS/M/2020 concerning subsidized housing prices adjusted to the region. For the Java region, the price of subsidized housing is set at only Rp. 150.5 million, Jabodetabek Rp. 168 million. Other areas, Sumatra Rp. 150.5 million, Bangka Belitung Rp. 156.5 million, Maluku Rp. 168 million to Papua priced at Rp. 219 million. The result of a studies [40, 42, 49, 50, 61, 62] shows that subsidized house prices affect on the purchasing power of low-income people. Thus,

*The seventh hypothesis, H0: The price of subsidized housing affects the purchasing power of low-income people, and H1: The price of subsidized housing affects the purchasing power of low-income people.*

### **3.8 The Effect of Inflation on the Purchasing Power of Low-Income communities through Stock Returns as an Intervening variable**

Inflation is a huge economic problem, especially for developing countries. The source of inflation in developing countries comes from several factors, such as the government budget deficit, which then has an impact on increasing the money supply. Judging from the main factors that cause inflation, inflation can be caused by the demand side, supply side, expectations, or a combination of these three factors. The increase in prices for goods and services continuously impacts a decrease in the value of a country's currency. It causes the purchasing power of money to become weaker. The result of the studies [12, 24, 38, 46, 47] shows that inflation affects the purchasing power of low-income people through return on shares as an intervening variable. Thus,

*The eighth hypothesis, H0: Inflation does not affect the Purchasing Power of Low-Income Communities through the Need to Own a House as an Intervening variable, and H1: Inflation affects the Purchasing Power of Low-Income Communities through the Need to Own a House as an Intervening variable.*

### 3.9 The Effect of the Regional Minimum Wage on the Purchasing Power of Low-Income Communities through the Need to Own a Home as an Intervening variable

According to Article 23, paragraphs (1) and (2) of Government Regulation 36 of 2021 concerning Wages, the minimum wage is the lowest monthly wage, consisting of basic wages and non-fixed allowances. The basic wage is at least equal to the minimum wage. The minimum wage is determined based on economic and employment conditions; in other words, it is no longer based on decent living needs. The result of the studies [19, 22, 39, 63, 64] shows that the regional minimum wage affects the purchasing power of low-income communities through return on the stock as an intervening variable. Thus,

The ninth hypothesis,  $H_0$ : UMR does not affect the purchasing power of low-income people through the need to own a house as an intervening variable, and  $H_1$ : UMR affects the purchasing power of low-income people through the need to own a house as an intervening variable.

### 3.10 The Effect of the Cost of Subsidized Housing on the Purchasing Power of Low-Income Communities through the Need to Own a Home as an Intervening variable

The Modest Subsidized Housing Development Program was established to expand opportunities for people to obtain housing and reduce social inequality because the price is adjusted to the purchasing power of some low-income groups. The size of a very simple house has been regulated in the Regulation of the State Minister for Public Housing Number 07/PERMEN/M/2008. Result of studies [15, 44, 45, 48, 65-67] shows that subsidized house prices affect the purchasing power of low-income people through the need to own a house as an intervening variable. Therefore,

Tenth hypothesis:  $H_0$ : The price of subsidized housing does not affect the purchasing power of low-income people through the need to own a house as an intervening variable, and  $H_1$ : The price of subsidized housing affects the purchasing power of low-income people through the need to own a house as an intervening variable.

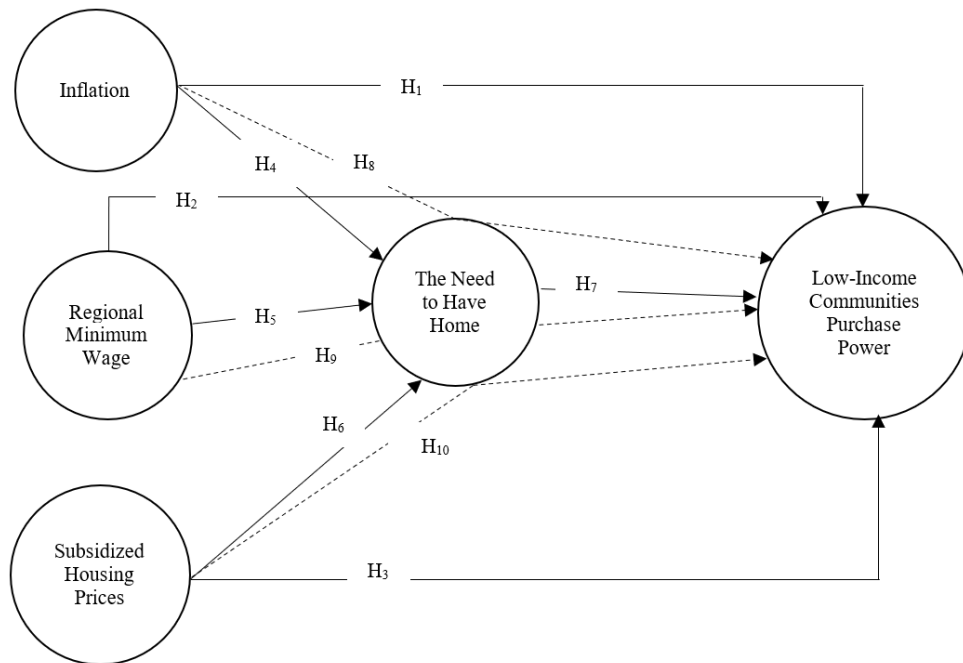


Figure 1. Conceptual framework

## 4. RESEARCH METHODS

The population in this study is cities in East Java Province in 2022. The Saturated Sample method/Census Method is used in taking the sample. It is a technique for determining a sample with all members of the population selected as the sample [68]. The reason for using this method is that there are 38 regencies/cities in East Java Province.

#### a. Inflation

The following formula is used to measure inflation:

$$\text{Inflation rate} = \text{Inflation} - \text{Inflation}_{-1} \quad (1)$$

#### b. Regional Minimum Wage (RMW)

The following formula is used to measure Regional Minimum Wage:

$$\text{RMW} = \text{RMW}_t - \text{RMW}_{t-1} \quad (2)$$

#### c. Costs of Subsidized Housing

The following formula is used to measure the Costs of Subsidized Housing:

$$\text{HRS} = \text{HRS}_t - \text{HRS}_{t-1} \quad (3)$$

#### d. A Need to Own a Home

The formula used to measure the variable “A need to own a home” is the Distribution of Household Percentage According to Regency/ City and the Status of Ownership of Residential Buildings in East Java Province, as follows:

$$\text{Home Status} = \text{Home Status}_t - \text{Home Status}_{t-1} \quad (4)$$

#### e. Purchasing Power of Low-Income Communities

The formula used to measure the variable Purchasing Power of Low-Income People is as follows:

$$\text{Purchasing Power Index} = \frac{\text{Purchasing Power Index}}{\text{Purchasing Power Index}_1} \quad (5)$$

The data analysis technique used in this study is structural equation modeling (SEM) analysis. SEM is used to cover the regression's weaknesses [69].

## 5. RESULTS

East Java Province is one of the centers of economic growth with a fairly high population in Indonesia, where the population has increased yearly. This increase in population growth has stimulated the growth of housing construction in East Java Province, especially small types with subsidized facilities, which can be seen from the increasing number of developers in East Java Province, totaling 32 developers who are members of the East Java REI association, the Jember Commissariat. The City Planning System implemented in East Java Province provides many opportunities for developers to work together to build properties, in this case, houses. This development makes it easier for people to find a place to live. Therefore, a consumer must be selective in choosing a developer. The need for housing is, of course, inseparable from the trend of population growth and the provision of housing based on the number of houses. Development progress (economic) of East Java Province is a relatively high growth rate, where in 2021 it will reach 3.61% and in 2022 it

will reach 5.58% so that the average is above national growth.

After analyzing the research data, the next stage is to process descriptive statistical data of research variables. The results of the descriptive statistical data processing of research variables appear in Table 1.

The inflation variable shows an average value (mean) of 0.62. The lowest value of inflation is -0.16, and the highest is 1.44. The standard deviation is 0.43. The regional minimum wage variable shows an average value (mean) of 2,501,048. The lowest value of the regional minimum wage variable is 1,850,671, and the highest value is 4,375,479. The standard deviation is 805,140. The Subsidized House Price variable shows an average value (mean) of 149,289,474. The lowest value of the subsidized house price variable is 140,000,000, and the highest is 150,500,000. The standard deviation is 3,008,168. The variable needs to own a house shows an average value (mean) of 5.11. The lowest value of the Need to have a Home variable is 0.29, and the highest is 31.74. The standard deviation is 6.88. The purchasing power variable of low-income communities shows an average value (mean) of 0.74. The lowest value of the low-income people's purchasing power variable is 0.66, and the highest value is 0.88. The standard deviation is 0.06.

The discriminant validity test uses the cross-loading value. An indicator is declared to meet discriminant validity if the indicator's cross-loading value on the variable is the largest compared to other variables.

**Table 1.** Descriptive statistical results

Description	Inflation	Regional Minimum Wage	Subsidized House Prices	The Need to Own a Home	Purchasing Power of Low-Income People
Min	-0.16	1,850,671	140,000,000	0.29	0.66
Max	1.44	4,375,479	150,500,000	31.74	0.88
Mean	0.62	2,501,048	149,289,474	5.11	0.74
Std.Dev	0.43	805,140	3,008,168	6.88	0.06

Source: Processed in 2022

Based on the data presented in Table 2, it can be seen that each indicator in the research variable has a cross-loading value  $> R_{table}$ . Based on the results obtained, the variables used in this study already have good discriminant validity in compiling their respective variables.

The reliability test with the composite reliability above can be strengthened by using the Cronbach alpha value if the Cronbach alpha value is  $> 0.7$ . The following is the Cronbach alpha value of each variable.

**Table 2.** Discriminant validity

Variable	Cross-Loading Value	$R_{table}$	Description
Inflation ( $X_1$ )	1.000	0.266	Valid
Regional minimum wage ( $X_2$ )	1.000	0.266	Valid
Subsidized house prices ( $X_3$ )	1.000	0.266	Valid
The need to have a home ( $Z$ )	1.000	0.266	Valid
Purchasing power of low-income people ( $Y$ )	1.000	0.266	Valid

Source: Processed in 2022

**Table 3.** Reliability test result

Variable	Cronbach Alpha
Inflation ( $X_1$ )	1.000
Regional minimum wage ( $X_2$ )	1.000
Subsidized house prices ( $X_3$ )	1.000
The need to have a home ( $Z$ )	1.000
Purchasing power of low-income people ( $Y$ )	1.000

Source: Processed Data, 2022

Based on the data presented in Table 3, it can be seen that the Cronbach alpha value of each research variable is  $> 0.7$ . Thus these results indicate that each research variable has met the requirements for the Cronbach alpha value, so it can be concluded that all variables have a high level of reliability.

A multicollinearity test was conducted to determine the relationship between indicators. To find out whether formative indicators experience multicollinearity by knowing the VIF value. If VIF values are between 5 and 10, the indicator does not have multicollinearity. The following are the results of the multicollinearity test for each of the variables in this study.

Based on Table 4, the results of the multicollinearity test show that the VIF value is below 10. Therefore, there is no multicollinearity for each of the research variables.

**Table 4.** Variance inflation factors

Variable	VIF
Inflation (X <sub>1</sub> )	1.195
Regional minimum wage (X <sub>2</sub> )	1.307
Subsidized house prices (X <sub>3</sub> )	1.270
The need to have a home (Z)	1.316

Source: Processed Data, 2022

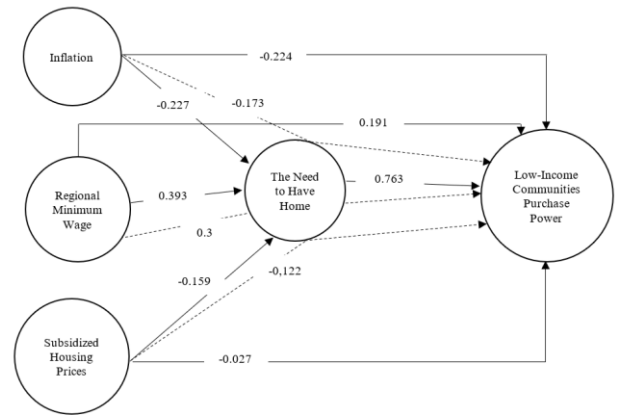
Based on the data processing, the results can be used to answer the hypothesis in this study. Hypothesis testing in this study was carried out by looking at the T-Statistics values and P-Values. The research hypothesis can be stated to reject the Null Hypothesis (H<sub>0</sub>) if the P-Values value <0.05. The following are the results of hypothesis testing obtained in this study through the inner model.

From the results of the research hypothesis testing model, it can be seen the direct influence and indirect influence of the relationship between variables.

The results of testing the direct influence of relationships between variables can be seen in the following Table 5.

Based on the direct influence testing from Figure 2 and Table 5, it can be seen that the path coefficient of inflation on the purchasing power of low-income people is  $\beta = -0.224$ ,

which is negative. H<sub>0</sub> is rejected because the p-values are less than 0.05, namely 0.000 so that H<sub>1</sub> is accepted, which means that it shows a significant effect. So based on the calculated value of path coefficients and p-values on the influence relationship between variables, inflation has a significant negative effect on the purchasing power of low-income communities.



**Figure 2.** Test result

**Table 5.** Influence between variables

Variable	Path Coefficients	P-value	Result
Inflation – Purchasing power of low-income people	-0.224	0.000	Significant
Inflation – The need to have a home	-0.227	0.000	Significant
Regional minimum wage – Purchasing power of low-income people	0.191	0.000	Significant
Regional minimum wage – The need to have a home	0.393	0.000	Significant
Subsidized house prices – Purchasing power of low-income people	-0.027	0.000	Significant
Subsidized house prices – The need to have a home	-0.159	0.000	Significant
The need to have a home – Purchasing power of low-income people	0.763	0.000	Significant
Inflation – The need to have a home – purchasing power of low-income people	-0.173	0.000	Significant
Regional minimum wage – The need to have a home – purchasing power of low-income people	0.300	0.000	Significant
Subsidized house prices – The need to have a home – purchasing power of low-income people	-0.122	0.000	Significant

Source: Processed Data, 2022

The value of the path coefficients of inflation on the need to own a house is  $\beta = -0.227$ , which is negative. H<sub>0</sub> is rejected because the p-values are less than 0.05, namely 0.000 so that H<sub>1</sub> is accepted, which means that it shows a significant effect. So based on the calculated value of path coefficients and p-values on the influence relationship between variables, inflation significantly negatively affects the need to own a house.

The value of the regional minimum wage path coefficients on the purchasing power of low-income communities is  $\beta = 0.191$ , which is positive. H<sub>0</sub> is rejected because the p-values are less than 0.05, namely 0.000 so that H<sub>1</sub> is accepted, which means that it shows a significant effect. So, based on the calculated value of path coefficients and p-values on the influence relationship between variables, the regional minimum wage significantly positively affects the purchasing power of low-income communities.

The path coefficients of the regional minimum wage on the need to own a house are  $\beta = 0.393$ , which is positive. H<sub>0</sub> is rejected because the p-values are less than 0.05, namely 0.000 so that H<sub>1</sub> is accepted, which means that it shows a significant effect. So, based on the calculated value of path coefficients and p-values on the influence relationship between variables,

the regional minimum wage significantly positively affects the need to own a house.

The path coefficients of subsidized house prices on the purchasing power of low-income people are  $\beta = -0.027$ , which is negative. H<sub>0</sub> is rejected because the p-values are less than 0.05, namely 0.000 so that H<sub>1</sub> is accepted, which means that it shows a significant effect. So based on the calculated value of path coefficients and p-values on the influence relationship between variables, subsidized house prices significantly negatively affect the purchasing power of low-income communities.

The path coefficients of subsidized house prices for the need to own a house are  $\beta = -0.159$ , which is negative. H<sub>0</sub> is rejected because the p-values are less than 0.05, namely 0.000 so that H<sub>1</sub> is accepted, which means that it shows a significant effect. So based on the calculated value of path coefficients and p-values on the influence relationship between variables, subsidized house prices significantly negatively affect the need to own a home.

The value of the path coefficients of the need to own a house on the purchasing power of low-income people is  $\beta = 0.763$ , which is positive. H<sub>0</sub> is rejected because the p-values are less than 0.05, namely 0.000 so that H<sub>1</sub> is accepted, which means

that it shows a significant effect. So based on the calculated values of path coefficients and p-values on the influence relationship between variables, the need to own a house significantly positively affect the purchasing power of low-income communities.

The value of the path coefficients of inflation on the purchasing power of low-income people through the need to own a house is  $\beta = -0.173$ , which is negative.  $H_0$  is rejected because the p-values are less than 0.05, namely 0.000 so that  $H_1$  is accepted, which means that it shows a significant effect. So based on the calculated value of path coefficients and p-values on the influence relationship between variables, inflation has a significant negative effect on the purchasing power of low-income communities through the need to own a home.

The value of the regional minimum wage path coefficients on the purchasing power of low-income communities through the need to own a home is  $\beta = 0.300$ , which is positive.  $H_0$  is rejected because the p-values are less than 0.05, namely 0.000 so that  $H_1$  is accepted, which means that it shows a significant effect. So based on the calculated value of path coefficients and p-values on the influence relationship between variables, the regional minimum wage has a significant positive effect on the purchasing power of low-income communities through the need to own a home.

The path coefficients of subsidized house prices on the purchasing power of low-income people through the need to own a house are  $\beta = -0.122$ , which is negative.  $H_0$  is rejected because the p-values are less than 0.05, namely 0.000 so that  $H_1$  is accepted, which means that it shows a significant effect. So, based on the calculated value of path coefficients and p-values on the influence relationship between variables, subsidized house prices significantly negatively affect the purchasing power of low-income communities through the need to own a home.

## **6. DISCUSSION**

### **6.1 The effect of inflation on the purchasing power of low-income communities**

The results of the research hypothesis testing show that inflation significantly negatively affects the purchasing power of low-income people by looking at the significance level of 0.000. This means that the higher the inflation, the lower the purchasing power of low-income people. High inflation can weaken the economy, increase production costs, reduce investment levels, and reduce the purchasing power of people owning subsidized housing. Developers can benefit from inflation. This is achieved if the income earned is higher than production costs. Inflation has a negative effect on people's welfare because inflation affects the prices of people's needs. Inflation that occurs when income is fixed or even decreases will cause the purchase of subsidized housing to decrease. Inflation is usually followed by an increase in bank interest rates. This can cause home installments to rise, resulting in payment defaults. Therefore, people with low income will rethink buying a house. Likewise, banks will find it difficult to provide mortgages to buyers, especially those with low incomes. Therefore, the government must control inflation and the increase in bank interest rates. This can be done by subsidizing bank interest rates, so that they are stable. This is

in line with studies [44-46, 70-72] shows that inflation affects the purchasing power of low-income people.

### **6.2 The effect of regional minimum wage on the purchasing power of low-income communities**

The results of the research hypothesis testing show that the regional minimum wage significantly positively affects the purchasing power of low-income communities by looking at the significance level of 0.000. This means that the higher the regional minimum wage will increase the purchasing power of low-income communities. The regional minimum wage rate increase also means that workers' income has increased. Increased income, in turn, will increase the purchasing power of subsidized housing. According to the quantity theory, a 1 percent increase in the money growth rate causes a 1 percent increase in the inflation rate. According to Fisher's model theory, a 1 percent increase in the inflation rate causes, in turn, a 1 percent increase in the nominal interest rate. Therefore, in setting the Regional Minimum Wage, the government must consider and include housing allowances. Thus, in the future, the Regional Minimum Wage will increase so that people's needs for housing will be met. This is in line with studies [52, 55, 73-77] shows that the regional minimum wage affects on the purchasing power of low-income communities.

### **6.3 The effect of costs of subsidized housing on the purchasing power of low-income communities**

The results of the research hypothesis testing show that subsidized house prices significantly negatively affect the purchasing power of low-income people by looking at the significance level of 0.000. This means that the higher the price of subsidized housing, the lower the purchasing power of low-income people. Price is an important supporting factor needed by subsidized housing competing with other products, where prices indicate that subsidized housing is easy to find and reach for all groups. When a subsidized house has a good price, of course, it will increase the purchasing power of subsidized houses. When the cost of producing houses rises, the government should increase the subsidization of houses, so that prices remain affordable. This is in line with studies by [14, 17, 21, 23, 28] shows that subsidized house prices affect the purchasing power of low-income people.

### **6.4 The effect of inflation on the need to own a home**

The results of the research hypothesis testing show that inflation significantly negatively affects the need to own a home by looking at the significance level of 0.000. This means that the higher the inflation, the lower the need to own a home. In investment, the goods used to invest are very necessary. Inflation is a condition that causes prices to rise. This makes the economic situation reduce productive activities. Rising prices of building materials will cause building construction to cost a lot, so unstable inflation will affect investment in the property sector in the economy. The inflation rate can be used as an indicator to determine the economic conditions in an area. If inflation occurs, there will be an increase in the cost of producing goods, which will affect the investment climate and investment. This is in line with studies by [44-46, 70-72] shows that inflation affects the need to own a house.



### **6.5 The effect of regional minimum wage on the need to own a home**

The results of the research hypothesis testing show that the Regional Minimum Wage has a significant positive effect on the Need to Own a Home by looking at the significance level of 0.000. The higher the regional minimum, the higher the need for home ownership. The relationship is directly proportional, so if there is an increase in income, then this will result in the demand for houses being better and actually increasing. The size of one's income affects one's purchasing power, including a house. The higher the income, the more diverse the desires of consumers. This is in line with studies [52, 55, 73-77] shows that the regional minimum affects on the need to own a house.

### **6.6 The effect of costs of subsidized housing on the need to own a home**

The results of the research hypothesis testing show that subsidized housing prices significantly negatively affect the need to own a home by looking at the significance level of 0.000. This means that the higher the price of subsidized housing, the lower the need to own a home. The development of the property sector can be seen from the movement of residential property prices. The trend of movement in residential property prices in Indonesia is reflected in the Residential Property Price Index. An increase in property prices will respond to an increase in demand. An increase in demand for credit will be followed by an increase in housing prices, as reflected in the Residential Property Price Index. Government subsidies, in addition to being given directly to house prices, should also be given to the price of construction materials. Thus inflation can still have a positive effect on the need to own a house. This is in line with studies [14, 17, 21, 23, 28] shows that subsidized housing prices affect the need to own a home.

### **6.7 The effect of the need to own a home on the purchasing power of low-income communities**

The results of the research hypothesis testing show that the need to own a house significantly positively affects the purchasing power of low-income communities by looking at the significance level of 0.000. This means that the higher the need to own a house will increase the purchasing power of low-income people. Everyone, including low-income people, need the existence of decent housing. Home is a basic human need besides food and clothing. In general, the need for housing will be more difficult to fulfill than the fulfillment for clothing and food, which tend to be easier to obtain, especially for low-income communities. However, if people need houses more and more, it will motivate people to buy houses even though they have low incomes. The factor that causes low-income people to buy houses is that people get convenience from the government and developers who provide subsidies to low-income people. While another factor because the house is a primary need of society. In order for the price of subsidized housing to remain stable, subsidies to house prices and subsidies to production material prices are increased. This will make the price of subsidized housing have a positive effect on the need to own a house. This is in line with studies [40, 42, 49, 50, 61, 62] shows that subsidized house prices affect on the purchasing power of low-income people.

### **6.8 The effect of inflation on the purchasing power of low-income communities through the need to own a home**

The results of the research hypothesis testing show that inflation significantly negatively affects the purchasing power of low-income communities through the need to own a home by looking at the significance level of 0.000. This means that the higher the inflation, the lower the purchasing power of low-income people through the need to own a house. The increase in the prices of goods and services has caused the purchasing power of low-income people to fall. The declining purchasing power of low-income people will reduce the need for housing. Conversely, if there is deflation, it means that there has been a decrease in the prices of goods and services. The decline in the prices of these goods and services has increased the purchasing power of low-income earners. This increase in people's purchasing power will impact the housing needs of low-income people. In a crisis inflation is inevitable. But its impact can be minimized by keeping bank interest rates by way of subsidies stable. This is in line with studies [27, 31, 78-80] shows that inflation affects the purchasing power of low-income people through the need to have a home.

### **6.9 The effect of regional minimum wage on the purchasing power of low-income communities through the need to have a home**

The results of testing the research hypothesis using Smartpls show that the regional minimum wage significantly positively affects the purchasing power of low-income communities through the need to own a home by looking at the significance level of 0.000. This means that the higher the inflation, the purchasing power of low-income people will increase through the need to own a house. An increase in the wage rate can increase the demand for money with both transactional and speculative motives, so interest rates will also rise. Therefore, increasing the wage rate will increase the interest rate, assuming that the money supply remains stable. When there is an increase in interest rates, deposit and credit rates for subsidized mortgage loans also increase so that later these interest rates will affect the fluctuations in the purchasing power of low-income people through the need to own a home. This is in line with studies [30, 35, 80-83] show that the regional minimum wage affects on the purchasing power of low-income communities through the need to own a home.

### **6.10 The effect of costs of subsidized housing on the purchasing power of low-income communities through the need to own a home**

The results of the research hypothesis testing show that subsidized house prices significantly negatively affect the purchasing power of low-income people through the need to own a house by looking at the significance level of 0.000. This means that the higher the price of subsidized housing, the lower the purchasing power of low-income people through the need to own a home. The public expects that the price of subsidized housing in Indonesia will increase in the future because the increase in housing demand/demand almost always exceeds the increase in housing supply. Subsidized house prices are considered relatively affordable by low-income people with limited purchasing power, causing a low public response (in the form of buying subsidized houses) to the expectation that house prices will tend to increase in the

future. In order to stabilize the price of subsidized housing, subsidies are not only given to the price, but also to the production materials or building materials. This is in line with studies [52, 84-89] shows that subsidized house prices affect the purchasing power of low-income people through the need to own a house.

## 7. CONCLUSION

The results showed that low-income people are influenced by inflation rates related to interest rates, regional minimum wages related to financial capability, and house prices set by the government. The results showed that the regional minimum wage has a significant positive effect on the purchasing power of low-income people in owning a house. This is because the greater the regional minimum wage, the greater the ability to pay subsidized housing installments for low-income people. This research illustrates that the higher the need to own a house, the higher the purchasing power of low-income people because the population is increasing, so the need to have a place to live is also directly proportional. The results showed a significant negative effect between inflation and subsidized housing prices on the need to own a house and the purchasing power of low-income people. Meanwhile, inflation and regional minimum wage are factors that negatively affect the purchasing power of low-income people to own a house. Therefore, the government needs to control the impact caused by inflation in the form of rising bank interest rates by subsidizing it so that it remains stable. In the future, the government should include housing allowances in the minimum wage component. The government should not only subsidize house prices, but also production costs, so that the price of subsidized houses remains stable.

The practical implication of this study is that it can contribute useful information relating to the effect of inflation, regional minimum wages, and subsidized house prices on the purchasing power of low-income communities with a need to own a house as an intervening variable. This study can also provide additional information for the government concerning providing low-cost, quality housing for low-income communities. This study has limitations that affect its results, namely the focus of the study, which is still focused on one type of house, namely subsidies. A suggestion for future researchers is to expand the types of housing provision, for example, commercial housing with low-interest rates. Furthermore, it is expected that future researchers will add more research samples years in order to be able to describe conditions more concretely. For example, it uses a range of research periods to several years for the research funders or the other parties contributing to research realization.

## REFERENCES

- [1] Ramadhan, A.S., Handoko, L.B. (2015). Rancang bangun sistem keamanan rumah berbasis arduino mega 2560. *Techno.COM*, 15(2): 117-124. <https://core.ac.uk/download/pdf/35382339.pdf>.
- [2] Hamzah, R. (2020). Penerapan azas kekeluargaan dan keadilan pada penyelesaian kredit bermasalah pada pembiayaan perumahan di Indonesia. *Journal of Economic, Bussines and Accounting*, 3(2): 404-411. <https://doi.org/10.31539/costing.v3i2.1141>
- [3] Rahayuningtyas, E.F., Rahayu, F.N., Azhar, Y. (2021). Prediksi harga rumah menggunakan general regression neural network. *Jurnal Informatika*, 8(1): 59-66. <https://doi.org/10.31294/ji.v8i1.9036>
- [4] Aditya, A.M. (2013). Strategi pemasaran pembiayaan KPR syariah bersubsidi bagi masyarakat berpenghasilan rendah di bank BTN Syariah. *Latifah Rizki Ramadhana*, 12-26. <https://digilib.uns.ac.id/dokumen/detail/63315/Strategi-Pemasaran-Pembiayaan-KPR-Syariah-Bersubsidi-bagi-Masyarakat-Berpenghasilan-Rendah-di-Bank-BTN-Syariah>.
- [5] Pasar Properti Q2 2022 Kembali Bergairah, Terutama Rumah Di Jawa Timur. (2022). <https://www.rumah.com/areainsider/jawa-timur/article/rumah-di-jawa-timur-15118>, accessed Apr. 19, 2023.
- [6] Supriyadi, E. (2017). Penurunan Daya Beli Guncang Sektor Perumahan. <https://ekonomi.republika.co.id/berita/osvb9o368/penurunan-daya-beli-guncang-sektor-perumahan>.
- [7] Ika, A. (2022). Sri mulyani: Jika Inflasi Tinggi, Masyarakat Semakin Sulit Beli Rumah. <https://money.kompas.com/read/2022/07/06/203000226/sri-mulyani--jika-inflasi-tinggi-masyarakat-semakin-sulit-beli-rumah->, accessed on Apr. 19, 2022.
- [8] Mutia, A. (2022). Daftar Lengkap UMK Jawa Timur 2023, Surabaya Terbesar. <https://databoks.katadata.co.id/datapublish/2022/12/08/daftar-lengkap-umk-jawa-timur-2023-surabaya-terbesar>, accessed on Apr. 19, 2023.
- [9] Widyastuti, E., Handayani, S. (2013). Analisis faktor-faktor yang mempengaruhi keputusan pembelian rumah subsidi dengan menggunakan analisis regresi. *Prosiding Seminar Nasional Statistika*, 111-121. [http://eprints.undip.ac.id/40289/1/A06\\_Erni\\_Widiastuti.pdf](http://eprints.undip.ac.id/40289/1/A06_Erni_Widiastuti.pdf)
- [10] Chapman, B., Lindenmayer, D.B. (2019). A novel approach to the sustainable financing of the global restoration of degraded agricultural land. *Environmental Research Letters*, 14(12). <https://doi.org/10.1088/1748-9326/ab5deb>
- [11] Fransisca, J., Ahalik, A. (2021). Effect of PSAK 72 implementation in property and real estate's financial health. *Research in Management Accounting & Control*, 4(2): 106-117. <https://doi.org/10.33508/rima.v4i2.3529>
- [12] Jovanka, P., Goran, K., Č., Goran, J., Dragan, M. (2020). Uncertainty in SMEs' assessment of coronavirus pandemic risk impact on agri-food sector in Western Balkans. *Ekonomika Poljoprivrede*, 67(2): 445-460. <https://doi.org/10.5937/ekopolj2002445P>
- [13] Khomutenko, A. (2020). Quantification of the economic effect from the management of state finance of Ukraine. *World Financial Review*, 4(65): 69-86. <https://doi.org/10.35774/sf2020.04.069>
- [14] Leombro, M., Piazzesi, M., Schneider, M., Rogers, C. (2021). Inflation and the price of real assets. *NBER Working Paper No. 26740*. <https://doi.org/10.2139/ssrn.3535330>
- [15] Malik, M.A.S., Zafar, M., Ullah, S., Ullah, A. (2021). Role of behavioral biases in real estate prices in Pakistan. *Real Estate Management and Valuation*, 29(1): 41-53. <https://doi.org/10.2478/remav-2021->

- 0005
- [16] Neupane, P.C. (2021). Tourism governance in the aftermath of COVID-19: A case study of Nepal. *Gaze Journal of Tourism and Hospitality*, 12(1): 44-69. <https://doi.org/10.3126/gaze.v12i1.35676>
- [17] Tufail, S., Batool, S. (2013). An analysis of the relationship between inflation and gold prices: Evidence from Pakistan. *Lahore Journal of Economics*, 18(2): 1-35. <https://doi.org/10.35536/lje.2013.v18.i2.a1>
- [18] Zhang, J., Leoncini, R., Tsai, Y. (2018). Intellectual property rights protection, labour mobility and wage inequality. *Economic Modelling*, 70: 239-244. <https://doi.org/10.1016/j.econmod.2017.11.006>
- [19] Segarra-Oña, M. del V., Peiró-Signes, Á., Verma, R., Miret-Pastor, L. (2012). Does environmental certification help the economic performance of hotels? Evidence from the Spanish hotel industry. *Cornell Hospitality Quarterly*, 53(3): 242-256. <https://doi.org/10.1177/1938965512446417>
- [20] Ng, K.F., Lo, H.K., Huai, Y. (2017). Robust public-private partnerships for joint railway and property development. *Frontiers of Engineering Management*, 4(4): 437-450. <https://doi.org/10.15302/j-fem-2017068>
- [21] Balk, B.M., Rambaldi, A.N., Rao, D.S.P. (2022). Macro-economic measures for a globalized world: Global growth and inflation. *Macroeconomic Dynamics*, 26(2): 314-360. <https://doi.org/10.1017/S1365100520000152>
- [22] Kaluge, D. (2019). Multifactor on macroeconomic fundamentals to explain the behavior of sectoral indices in the Indonesian stock exchange. *Entrepreneurship and Sustainability Issues*, 7(1): 44-51. [https://doi.org/10.9770/jesi.2019.7.1\(4\)](https://doi.org/10.9770/jesi.2019.7.1(4))
- [23] Lee, H.K.N. (2021). International Real Estate Review. *International Real Estate Review*, 24(2): 221-251. <https://doi.org/10.53383/100321>
- [24] Meneses, Y.E., Flores, R.A. (2016). Feasibility, safety, and economic implications of whey-recovered water in cleaning-in-place systems: A case study on water conservation for the dairy industry. *Journal of Dairy Science*, 99(5): 3396-3407. <https://doi.org/10.3168/jds.2015-10306>
- [25] Sukirno, S. (2016). *Makro Ekonomi Teori Pengantar*. PT. Rajawali Pers.
- [26] Tanrıvermiş, H. (2020). Possible impacts of COVID-19 outbreak on real estate sector and possible changes to adopt: A situation analysis and general assessment on Turkish perspective. *Journal of Urban Management*, 9(3): 263-269. <https://doi.org/10.1016/j.jum.2020.08.005>
- [27] Eze, U.C., Lim, Y.Y. (2013). Indicators in the purchase of housing properties. *Journal of Southeast Asian Research*, 2013: Article ID 432043. <https://doi.org/10.5171/2013.432043>
- [28] Magweva, R., Sibanda, M. (2020). Inflation and infrastructure sector returns in emerging markets—panel ARDL approach. *Cogent Economics & Finance*, 8: Article ID 1730078. <https://doi.org/10.1080/23322039.2020.1730078>
- [29] Mpakaniye, J.P. (2019). Effect of temporary differences on deferred tax in the banking sector in Rwanda. *SSRNElectronic Journal*. <https://doi.org/10.2139/ssrn.3358577>
- [30] Okon, E.O. (2018). Poverty in Nigeria: A social protection framework for the most vulnerable groups of internally displaced persons. *American International Journal of Social Science Research*, 2(1): 66-80. <https://doi.org/10.46281/aijssr.v2i1.169>
- [31] Bao, W., Tao, R., Afzal, A., Dördüncü, H. (2022). Real estate prices, inflation, and health outcomes: Evidence from developed economies. *Frontiers in Public Health*, 10: 1-6. <https://doi.org/10.3389/fpubh.2022.851388>
- [32] Benigno, P., Nisticò, S. (2020). Non-neutrality of open-market operations. *American Economic Journal: Macroeconomics*, 12(3): 175-226. <https://doi.org/10.1257/mac.20180030>
- [33] Cheng, Y., Liu, C., Yang, H., Zhang, H. (2021). The structure of commercial forests “tending to become economic forests”: An analysis of causes based on labor cost effects and relative-revenue effects. *Scientia Silvae Sinicae*, 57(7): 184-193. <https://doi.org/10.11707/j.1001-7488.20210720>
- [34] Lopez, L.A., Yoshida, J. (2022). Estimating housing rent depreciation for inflation adjustments. *Regional Science and Urban Economics*, 95: Article ID 103733. <https://doi.org/10.1016/j.regsciurbeco.2021.103733>
- [35] Peralta, S., dos Santos, J.P. (2020). Who seeks reelection: Local fiscal restraints and political selection. *Public Choice*, 184: 105-134. <https://doi.org/10.1007/s11127-019-00702-7>
- [36] Cao, J., Huang, B., Lai, R.N. (2015). On the effectiveness of housing purchase restriction policy in China: A difference in difference approach. *SSRN Electronic Journal*. <https://doi.org/10.2139/ssrn.2584275>
- [37] Cohn, S. (2021). *The Tax Revolt*. In *All Societies Die*. Cornell University Press. <https://doi.org/10.7591/cornell/9781501755903.003.0029>
- [38] Haeba, A.A., Umar, A., Asis, M., Makassar, A. (2021). The influence of the level of public awareness and public understanding of the rules on the achievement of locally generated revenue (PAD) targets through the property tax (PBB) collection process. In *Proceedings of the International Conference on Industrial Engineering and Operations Management*, pp. 3756-3763.
- [39] Li, L., Wan, W.X. (2021). The effect of expected losses on the Hong Kong property market. *Journal of Real Estate Finance and Economics*. <https://doi.org/10.1007/s11146-021-09851-3>
- [40] Sumirat, E., Nidar, S.R., Herwany, A., Wiryo, S.K. (2020). Risk impact besides capital structure and investment valuation into public housing project's investment rate. *Academy of Strategic Management Journal*, 19(5): 1-11.
- [41] Ma, L., Liu, H.J., Edwards, D.J., Sing, M.C.P. (2021). Housing price dynamics on residential construction: A case study of the Australian property sector. *Structural Change and Economic Dynamics*, 59: 525-532. <https://doi.org/10.1016/j.strueco.2021.10.001>
- [42] Bhattacharjee, A., Bhowmik, M., Chiranjit, P., Das Chowdhury, B., Debnath, B. (2021). Rubber tree seed utilization for green energy, revenue generation and sustainable development – A comprehensive review.

- Industrial Crops and Products, 174: Article ID 114186. <https://doi.org/10.1016/j.indcrop.2021.114186>
- [43] Gotama, K.R., Anastasia, N. (2021). The impact of Corona Virus Disease 2019 (COVID-19) on Indonesia Property Stock Index. *Petra IJBS International Journal of Business Studies*, 4(2): 85-96. <https://doi.org/10.9744/ijbs.4.2.85-96>
- [44] Ngangnchi, F.H., Joefendeh, R. (2021). External debt, public investment and economic growth in Cameroon. *International Journal of Finance Research*, 2(4): 260-273. <https://doi.org/10.47747/ijfr.v2i4.461>
- [45] Ngangnchi, F.H., Joefendeh, R., Innocent, L. (2022). External debt, public investment and economic growth in Cameroon. *International Journal of Economics and Financial Research*, 8(1): 23-29. <https://doi.org/10.32861/ijefr.81.23.29>
- [46] Pienaar, W.J. (2019). Guidelines for the choice of road projects by government. *Tydskrift vir Geesteswetenskappe*, 59(1): 126-141. <https://doi.org/10.17159/2224-7912/2019/v59n1a9>
- [47] Bilousova, O.S. (2019). Assessing the impact of tax reforms on the long-term sustainability of public finances. *Statistika Ukrainy*, 86(3): 25-37. [https://doi.org/10.31767/su.3\(86\)2019.03.03](https://doi.org/10.31767/su.3(86)2019.03.03)
- [48] Chau, K.W., Lai, L. W.C., Liang, J., Ng, F.F., Wong, K.T. (2021). The negative impact of public sector-led redevelopment projects on the prices of old and new housing units in high density urban areas. *International Journal of Construction Management*, 21(11): 1156-1164. <https://doi.org/10.1080/15623599.2019.1604113>
- [49] Demko, V.S. (2020). Economic influence of multiplicative effect of investment charges of industry of tourist services. *Scientific Bulletin of Polissia*, 2(21): 145-154. [https://doi.org/10.25140/2410-9576-2020-2\(21\)-145-154](https://doi.org/10.25140/2410-9576-2020-2(21)-145-154)
- [50] Mlambo, C. (2022). Politics and the natural resource curse: Evidence from selected African states. *Cogent Social Sciences*, 8: Article ID 2035911. <https://doi.org/10.1080/23311886.2022.2035911>
- [51] Ross, J.M. (2018). The Effect of Property Reassessments on Fiscal Transparency and Government Growth: Evidence from Virginia. *Mercatus Working Paper*. <https://doi.org/10.2139/ssrn.3211643>
- [52] Ross, J.M., Mughan, S. (2018). The effect of fiscal illusion on public sector financial management. *Public Finance Review*, 46(4): 635-664. <https://doi.org/10.1177/1091142116676360>
- [53] Atreya, A., Czajkowski, J. (2019). Graduated flood risks and property prices in galveston county. *Real Estate Economics*, 47(3): 807-844. <https://doi.org/10.1111/1540-6229.12163>
- [54] Porumb, V.A., Maier, G., Anghel, I. (2020). The Impact of Building Location on Green Certification Price Premiums: Evidence from Three European Countries. *Journal of Cleaner Production*, 272: 122080. <https://doi.org/10.1016/j.jclepro.2020.122080>
- [55] Prakash, K.B., Abimannan, K.J., Sudhagar, P., Divyabharath, P., Rajesha, S.K., Mohan, M.S. (2021). Influence of fiber volume and fiber length on thermal and flexural properties of a hybrid natural polymer composite prepared with banana stem, pineapple leaf and s-glass. *Advances in Materials Science and Engineering*, 2021(6329400): 1-11. <https://doi.org/10.1155/2021/6329400>
- [56] Chang, B.H., Sharif, A., Aman, A., Suki, N.M., Salman, A., Khan, S.A.R. (2020). The asymmetric effects of oil price on sectoral islamic stocks: New evidence from quantile-on-quantile regression approach. *Resources Policy*, 65: 101571. <https://doi.org/10.1016/j.resourpol.2019.101571>
- [57] Hsu, S.H., Chen, T.J., Lin, S.Y., Chang, C.O. (2020). Did housing prices drop dramatically after the Kaohsiung gas explosions? *Academic Economic Papers*, 48(1): 33-68.
- [58] Sanderson, D.C., Shakurina, F., Lim, J. (2019). The impact of sale and leaseback on commercial real estate prices and initial yields in the UK. *Journal of Property Research*, 36(3): 245-271. <https://doi.org/10.1080/09599916.2019.1642370>
- [59] Tajani, F., Morano, P., Torre, C.M., Di Liddo, F. (2017). An Analysis of the Influence of Property Tax on Housing Prices in the Apulia Region (Italy). *Buildings*, 7(3): 67. <https://doi.org/10.3390/buildings7030067>
- [60] Yen, B.T.H., Mulley, C., Shearer, H., Burke, M. (2018). Announcement, construction or delivery: when does value uplift occur for residential properties? Evidence from the gold coast light rail system in Australia. *Land use policy*, 73: 412-422. <https://doi.org/10.1016/j.landusepol.2018.02.007>
- [61] Motoryn, R.M., Motoryna, T.M., Prykhodko, K.R. (2021). How the structure of GDP of ukraine responded to COVID-19. *Statistics of Ukraine*, 92(1): 16-25. [https://doi.org/10.31767/su.1\(92\)2021.01.02](https://doi.org/10.31767/su.1(92)2021.01.02)
- [62] Kamau, S., Barrios, E., Karanja, N.K., Ayuke, F.O., Lehmann, J. (2017). Spatial variation of soil macrofauna and nutrients in tropical agricultural systems influenced by historical charcoal production in South Nandi, Kenya. *Applied Soil Ecology*, 119: 286-293. <https://doi.org/10.1016/j.apsoil.2017.07.007>
- [63] Laurini, M.P., Mauad, R.B., Aiube, F.A.L. (2020). The impact of co-jumps in the oil sector. *Research in International Business and Finance*, 52: 101197. <https://doi.org/10.1016/j.ribaf.2020.101197>
- [64] Damoah, I.S., Mouzughy, Y., Kumi, D.K. (2020). The effects of government construction projects abandonment: Stakeholders' perspective. *International Journal of Construction Management*, 20(5): 462-479. <https://doi.org/10.1080/15623599.2018.1486172>
- [65] Dent, P. (2019). *Local Authority Property Management: Initiatives, Strategies, Re-Organisation And Reform* (1st ed.). London: Routledge. <https://doi.org/10.4324/9780429432873-6>
- [66] Gautam, A., Lodha, G., Potdar, K., Mohanty, B., Vadera, M.L. (2020). Comprehensive reality screening of GST in real estate sector of India. *Journal of Talent Development and Excellence*, 12(3s): 1193-1204.
- [66] Chang, B.H., Sharif, A., Aman, A., Suki, N.M., Salman, A., Khan, S.A.R. (2020). The asymmetric effects of oil price on sectoral islamic stocks: New evidence from quantile-on-quantile regression approach. *Resources Policy*, 65: 101571. <https://doi.org/10.1016/j.resourpol.2019.101571>

- [68] Ghozali, I. (2018). *Aplikasi Analisis Multivariate Dengan Program IBM SPSS 25*. Semarang: Universitas Diponegoro.
- [69] Ghozali, I. (2014). *Structural Equation Modeling Metode Alternatif dengan Partial Least Square (PLS) (4th ed.)*. Semarang: Universitas Diponegoro.
- [70] Aduwo, G.A., Olayeye, O.O. (2019). Effects of international public sector accounting standards on financial accountability in Nigeria public sector. *European Journal of Accounting, Auditing, and Finance Research*, 7(3): 41-54.
- [71] Azizov, A. (2021). Innovation development and entrepreneurship management in tourism of Azerbaijan: Current trends and priorities. *Marketing and Management of Innovations*, 4: 104-120. <https://doi.org/10.21272/mmi.2021.4-09>
- [72] Kimani, E.N., Kuria, B.T., Ngigi, M.M. (2021). Analysis of spatial factors affecting rental house prices: A case study of Nyeri Town Constituency, Kenya. *Journal of Geosciences and Geomatics*, 9(3): 110-123. <https://doi.org/10.12691/jgg-9-3-2>
- [73] Lupenko, Y. (2021). Theoretical and methodological support of economic development of agricultural sector and rural areas. *Ekonomika APK*, 320(6): 6-15. <https://doi.org/10.32317/2221-1055.202106006>
- [74] Zoria, O., Yasnolob, I., Galych, O., Cherchatyi, O., Tiutiunyk, Y., Tiutiunyk, S., Dugar, T., Kalian, O., Mokiienko, T. (2022). Theoretical and methodological principles of investment support for innovation-oriented development of agrarian production. *Journal of Environmental Management and Tourism*, 12(3): 695-706. [https://doi.org/10.14505/jemt.v13.3\(59\).10](https://doi.org/10.14505/jemt.v13.3(59).10)
- [75] Snieska, V., Venckuviene, V., Masteikiene, R. (2016). The prognostics for credit shocks (financial crisis) and insights for mitigating consequences. *Engineering Economics*, 27(1): 47-55. <https://doi.org/10.5755/j01.ee.27.1.9533>
- [76] Ekemode, B.G. (2021). A fresh look at the inflation-hedging attributes of residential property investments in emerging markets: Evidence from Nigeria. *Property Management*, 39(3): 419-438. <https://doi.org/10.1108/PM-03-2020-0020>
- [77] Tham, K.W., Said, R., Adnan, Y. (2021). The dynamic relationship between inflation and non-performing property loans in Malaysia. *Journal of Surveying, Construction and Property*, 12(1): 36-44. <https://doi.org/10.22452/jscp.vol12no1.4>
- [78] Cohen, V., Burinskas, A. (2020). The evaluation of the impact of macroeconomic indicators on the performance of listed real estate companies and reits. *Ekonomika*, 99(1): 79-92. <https://doi.org/10.15388/ekon.2020.1.5>
- [79] Doan, T.T.T. (2020). Profitability of real estate firms: Evidence using GMM estimation. *Management Science Letters*, 10: 327-332. <https://doi.org/10.5267/j.msl.2019.8.038>
- [80] Malmendier, U. (2021). Exposure, experience, and expertise: Why personal histories matter in economics. *NBER Working Paper No. w29336*. <https://doi.org/10.2139/ssrn.3935524>
- [81] López-Santana, M., Rocco, P. (2021). Fiscal federalism and economic crises in the United States: Lessons from the COVID-19 pandemic and great recession. *Publius: The Journal of Federalism*, 51(3): 365-395. <https://doi.org/10.1093/publius/pjab015>
- [82] Malmendier, U. (2021). FBBVA lecture 2020 exposure, experience, and expertise: Why personal histories matter in economics. *Journal of the European Economic Association*, 19(6): 2857-2894. <https://doi.org/10.1093/jeea/jvab045>
- [83] Shazmin, S.A.A., Sipan, I., Sapri, M., Ali, H.M., Raji, F. (2017). Property tax assessment incentive for green building: Energy saving based-model. *Energy*, 122: 329-339. <https://doi.org/10.1016/j.energy.2016.12.078>
- [84] Fedosov, V., Tymchenko, O., Babichenko, V. (2019). Tax transformations effects. *Financial and Credit Activity: Problems of Theory and Practice*, 2(29): 462-475. <https://doi.org/10.18371/fcaptop.v2i29.172216>
- [85] Lien, N. P. (2018). How does governance modify the relationship between public finance and economic growth: A global analysis. *VNU Journal of Economics and Business*, 34(5E). <https://doi.org/10.25073/2588-1108/vnueab.4165>
- [86] Martin, C., Hulse, K., Pawson, H. (2018). The changing institutions of private rental housing: An international review. *AHURI Final Report No. 292*. Australian Housing and Urban Research Institute Limited, Melbourne. <https://doi.org/10.18408/ahuri-7112201>
- [87] Pallavi, V. (2018). An incidence of property tax-A case study of effect on real estate sector in Mysore city. *International Journal of Civil Engineering and Technology*, 9(2): 340-348.
- [88] Parambath, Z., Udawatta, N. (2017). A framework for property developers to survive in a recession. In *AUBEA 2017: Australasian Universities Building Education Association Conference 2017*, pp. 411-418. <https://doi.org/10.29007/cfr2>
- [89] Tsvakirai, C. (2017). The role of plant breeders' rights in an evolving: Peach and nectarine fresh fruit sector. *South African Journal of Science*, 113(7/8): 1-6. <https://doi.org/10.17159/sajs.2017/20160339>

---

## Final Proof of your paper submitted to IJSDP!

2 pesan

---

editor.ijspd iieta.org <editor.ijspd@iieta.org>

26 Mei 2023 pukul 20.01

Kepada: "ekobudisatoto@unmuhjember.ac.id" <ekobudisatoto@unmuhjember.ac.id>

Cc: "ekobudisatoto@unmuhjember.ac.id" <ekobudisatoto@unmuhjember.ac.id>

Dear author,

Before publication, it is decided that this final proof should be sent to the authors for final-check, to read carefully and rule out the mistakes / errors of all kinds.

Download "final proof". Read them carefully with particular reference to the following points:

1. Check with care all the symbols in the text. If some corrections are left out, **highlight them** and attach notes on how to correct directly in the PDF file.
2. No revision will be allowed after the final proof.

Please return the corrected final proof **ASAP**.

It is our mutual responsibility that the academic works published in the journal should be "mistake or error free" and of quality as well. Our attention and efforts to this would make the journal still better, besides enhancing the utility of your published research.

Kind regards,

### IJSDP Editorial Board

International Journal of Sustainable Development and Planning

<http://www.iieta.org/Journals/IJSDP>

International Information and Engineering Technology Association (IIETA)

<http://www.iieta.org/>



**eko budi satoto** <ekobudisatoto@unmuhjember.ac.id>  
Kepada: amrigunasti@unmuhjember.ac.id

[Kutipan teks disembunyikan]

---

### 3 lampiran



**image001.png**  
14K



**image001.png**  
14K

 **IJSDP 19306 final proof.pdf**  
457K

## Boosting Homeownership Affordability for Low-Income Communities in Indonesia

Eko Budi Satoto 

Department of Management, Universitas Muhammadiyah Jember, West Java 68124, Indonesia

Corresponding Author Email: [ekobudisatoto@unmuhjember.ac.id](mailto:ekobudisatoto@unmuhjember.ac.id)

<https://doi.org/10.18280/ijstdp.xxxxxx>

### ABSTRACT

**Received:** 8 February 2023

**Accepted:** 4 May 2023

#### Keywords:

*inflation, regional minimum wages, costs of subsidized housing, a need to own a home, purchasing power of low-income communities*

This study aims to determine the effect of inflation, regional minimum wages, and subsidized housing costs on the purchasing power of low-income communities needing to own a home as an intervening variable. This study uses the Structural Equation Modeling (SEM) method to analyze the data from the districts of East Java, Indonesia. Broadly speaking, this study found that the higher the need to own a home, the higher the purchasing power of Low-Income Communities because the population is increasing, so the need to own a place to live is also directly proportional. The practical implication of this study is that it can contribute useful information relating to the effect of inflation, regional minimum wages, and subsidized house prices on the purchasing power of low-income communities with a need to own a house as an intervening variable. Therefore, the government needs to control the impact caused by inflation in the form of rising bank interest rates by subsidizing it so that it remains stable. In the future, the government should include housing allowances in the minimum wage component. The government should not only subsidize house prices, but also production costs, so that the price of subsidized houses remains stable.

## 1. INTRODUCTION

Home is a primary need for humans [1]. Therefore, ideally every human being or every family should have a home [2]. However, from year to year house prices are increasing. This increase in house prices is not followed by an increase in people's income [3]. With the imbalance between housing needs and the low income of this community, developers will find it difficult to sell their products, on the other hand, people with low income will find it difficult to fulfill their primary needs in the form of a house [4].

In Quarter 2 2022, the property price index in East Java reached 100.2, up 4.4 points compared to 95.8 in Quarter 1 2022. The quarter-on-quarter increase reached 4.7 percent [5]. In contrast, according to the Chairman of the DPP of the Association of Housing and Settlement Developers throughout Indonesia (Apersi) Eddy Ganefo, this decline in purchasing power has made commercial housing sales fall 75 percent [6].

In addition to the high price of housing, another factor that hinders home purchases is inflation. According to Indonesia's Finance Minister, Sri Mulyani Indrawati, with rising inflation, it will be increasingly difficult for low-income people to own a home. Of course there is a strong reason, because when there is inflation it will be followed by bank interest rates [7].

Regional Minimum Wage (UMR) is another factor that greatly affects the ability to buy a house. The higher the UMR in a region, the higher the ability of its people to buy a house. Standard house prices that are almost evenly distributed in East Java are not followed by the UMR. This has resulted in districts with low minimum wages, such as Situbondo Regency, where the minimum wage is very small, it is very difficult to match the ability of Mojokerto Regency, where the minimum wage is very large [8].

The hope of the community to be able to buy a house is with the subsidized housing program [9]. But in reality this subsidized house is also increasingly unbalanced by the basic price of the house. So that this subsidized house is still not affordable by low-income people. This is because the selling value or price of subsidized houses remains high.

The above fact is in line with several studies [10-18] which state that Inflation, UMR, and Subsidized House Prices affect the Purchasing Power of Low-Income Communities. However, there is a research gap in research [19] showing the opposite result that Inflation, UMR, and Subsidized House Prices have no effect on the Purchasing Power of Low-Income Communities.

This study contributes to the government's decision-making related to subsidized houses. Unstable world economic turmoil has resulted in recessions in several countries, including Indonesia. The recession has increased the government's basic inflation, making it more difficult for low-income people to own a home. Novelty in the study is the need to own a house as an intervening variable because the number of people's population in Indonesia is getting higher, so the need for housing is also increasing. In addition, based on the theory of national development, there is a government obligation to facilitate the community in obtaining a sense of security to live. The launch of subsidized houses is a tangible manifestation of the government's seriousness in providing convenience, especially for low-income people in owning private houses.

From the description above, the following research questions can be formulated (1) Does Inflation affect the purchasing power of low-income people? (2) Does the Regional Minimum Wage affect the Purchasing Power of Low-Income People? (3) Does the Price of Subsidized Houses



affect the Purchasing Power of Low-Income People? (4) Does Inflation affect the Need to Own a House? (5) Does the Regional Minimum Wage affect the Need to Own a House? (7) Does the need to own a house affect the purchasing power of low-income people? (8) Does Inflation affect the Purchasing Power of Low-Income People through the Need to Own a House? (6) Does the price of subsidized housing affect the need to own a house? (7) Does the need to own a house affect the purchasing power of low-income people? (8) Does inflation affect the purchasing power of low-income people through the need to own a house? (9) Does the regional minimum wage affect the purchasing power of low-income people through the need to own a house? (10) Does the price of subsidized housing affect the purchasing power of low-income people through the need to own a house?

## 2. LITERATURE REVIEW

The theory of economic development is seen as a multidimensional process that involves various fundamental changes in social structures, attitudes of society, and national institutions, as well as accelerated growth, reduction of inequality, and overcoming poverty. In essence, development reflects a complete change in the social system according to various basic needs and efforts to foster the aspirations of individuals and social groups in the system. In the early stages of economic development, according to them, the relatively large ratio of government expenditures to national income. The initial stage of the government must provide various facilities and infrastructure. In the middle stage of economic development, government investment is still needed to spur growth to take off [20-24].

Inflation is the tendency of prices to rise generally and continuously. An increase in the price of one or two goods alone is not called inflation unless the increase extends to (or results in an increase in) a large part of the price of other goods. Inflation can be divided into two types based on the factors that give rise to it. Inflation occurs as a result of the level of the economy reaching the level of full labor unemployment and rapid economic growth [25]. Inflation occurs due to an increase in production costs [26-30].

Wages are something that is obtained by labor as a form of exchange for services that have been provided to the company. The minimum wage, as regulated in government regulations No. 8 / 1981, is a wage set at the regional, sectoral, and subsectoral minimum. In this case, the minimum wage is the basic wage and benefits. The minimum basic wage is a minimally regulated basic wage both regionally, sectorally, and sub-sectorally. Meanwhile, government regulations that clearly regulated only the basic wage and do not include benefits [31-35].

Several terms can express prices or costs, for example, rates, rent, interest, premiums, commissions, wages, salaries, etc. From a marketing point of view, a price is a monetary unit or another measure (including goods and services) exchanged for the right of ownership or use of a good or service. Price is the only element of the marketing mix that provides income for the company, while the other three elements are (product, distribution, and promotion) causing costs (expenses). Price is an important point in determining a company's marketing strategy because the price has a great influence on consumers' purchasing power [36-40].

Based on the Regulation of the Minister of Public Housing

of the Republic of Indonesia no. 10 of 2012 article 1, a house is a building that functions as a livable residence, a means of family development, a reflection of the dignity and dignity of its occupancy and assets for its owner. A house is not only a building (structural) but also a place of residence that meets the requirements of a decent life, viewed from various aspects of people's lives. Home is understandable as a refuge to enjoy life, rest, and revel with the family. The house's inhabitants get the first impression of their life in this world. The house must guarantee the interests of the family, that is, to growth, give the possibility to live in association with its neighbors, and more than that; the house must give tranquility, pleasure, happiness, and comfort to all events of its life [41-46].

The ability to purchase power can be summed up as the capacity of consumers to buy the number of goods requested in a market with a price level at a certain income and in a certain period. Consumers with low purchasing power or relatively small incomes will tend to consume relatively cheap products with relatively small amounts in order to meet their needs due to their resources. The government has sought to obtain credit with a relatively cheap Inflation rate from the Bank. Then the cost of taking care of a very simple house certificate has been arranged according to the housing developer. To increase public affordability, the government and banks have made policies to help low-income people by providing subsidies for Home Ownership Credit Inflation [47-52].

## 3. HYPOTHESES DEVELOPMENT

In this study, ten hypotheses will be developed. The development of this hypothesis is based on the relationship that occurs between variables. The relationship between these variables can be seen in Figure 1.

### 3.1 The effect of inflation on the purchasing power of low-income communities

High inflation will be a burden for all parties. With the regional minimum wage, the purchasing power of a currency becomes lower or decreases. With the decline in the purchasing power of currencies, people's ability to meet their living needs, goods, and services, will be lower. The unstable pace of the regional minimum wage will make planning difficult for the business world, not encourage people to save and invest, hinder development planning by the government, change the structure of the state budget and regional budget, and various other negative impacts that are not conducive to the overall economy. The result of the studys [41, 43, 53-55] shows that inflation affects the purchasing power of low-income people, thus,

*The first hypothesis, H0: Inflation does not affect the purchasing power of low-income people, and H1: Inflation does not affect the purchasing power of low-income people.*

### 3.2 The effect of regional minimum wage on the purchasing power of low-income communities

The demand for an increase in the minimum wage for each district every year is intended to improve the welfare of the workers. However, for companies, it is the opposite because if the minimum wage increases, the production costs incurred are quite high, so there can be inefficiencies in the company, and

they will take policies to reduce the number of workers to increase the number of unemployed. The level of wages is also called the average level of work generally accepted in society for all kinds of work. The wage rate can be considered by the hour, day, week, month, or year. The result of the studies [56-60] shows that the regional minimum wage affects purchasing power of low-income people. Thus,

*The second hypothesis, H0: Regional Minimum Wage does not affect the Purchasing Power of Low-Income Communities, and H1: Regional Minimum Wage affects the Purchasing Power of Low-Income Communities.*

### **3.3 The effect of the cost of subsidized housing on the purchasing power of low-income communities**

Based on the Regulation of the Minister of Public Housing of the Republic of Indonesia no. 10 of 2012, article 1 house is a building that functions as a livable place to live in, a family development facility, a reflection of the dignity of its occupants, and an asset for the owner. The price of subsidized housing is also regulated through Public Works and Human Settlements Ministerial Decree No. 242/KPTS/M/2020 concerning subsidized housing prices adjusted to the region. For the Java region, the price of subsidized housing is set at only Rp. 150.5 million, Jabodetabek Rp. 168 million. Other areas, Sumatra Rp. 150.5 million, Bangka Belitung Rp. 156.5 million, Maluku Rp. 168 million to Papua priced at Rp. 219 million. The result of the studies [40, 42, 49, 50, 61, 62] shows that subsidized house prices affect the purchasing power of low-income people. Thus,

*The third hypothesis is H0: The price of subsidized housing does not affect the purchasing power of low-income people, and H1: The price of subsidized housing affects the purchasing power of low-income people.*

### **3.4 The effect of inflation on the need to own a home**

Inflation is the increase in prices generally prevailing in an economy from one period to another. Inflation can be considered a monetary phenomenon due to a decrease in the value of the monetary calculation unit of a commodity. Several adverse impacts arise from inflation, including declining economic activity, declining levels of people's prosperity, declining real income of people with fixed incomes, reducing the value of wealth in the form of money, and worsening the division of wealth. The result of the study by [41, 43, 53-55] shows that inflation affects the need to own a house. Therefore, *The fourth hypothesis, H0: Inflation has no effect on the need to own a house, and H1: Inflation affects the need to own a house.*

### **3.5 The effect of the regional minimum wage on the need to own a home**

One of the factors of subsidized housing purchase decisions is income. The high income owned by consumers will have an impact on the desire to own a home that can support their prestige and personal interests in the present and the future. Besides, ability in terms of income is also one of the main factors that can make consumers buy a house in cash or credit. The result of the studies [56-60] shows that the regional minimum wage affects the need to have a home. Thus, *The fifth hypothesis, H0: Regional Minimum Wage does not affect the need to own a house, and H1: Regional Minimum*

*Wage affects the need to own a house.*

### **3.6 The Effect of the Cost of Subsidized Housing on the Need to Own a Home**

Price is the only element in the marketing mix that generates sales revenue. In large companies, pricing is usually handled by divisional or product line managers. However, top management still sets goals and general policies regarding selling prices and often approves price proposals submitted by managers. The result of the studies [40, 42, 49, 50, 61, 62] shows that subsidized housing prices affect the need to own a home. Therefore,

*The sixth hypothesis, H0: The price of subsidized housing does not affect the need to own a house, and H1: The price of subsidized housing affects the need to own a house.*

### **3.7 The Effect of the Need to Own a Home on the Purchasing Power of Low-Income Communities**

Based on the Regulation of the Minister of Public Housing of the Republic of Indonesia no. 10 of 2012, article 1 house is a building that functions as a livable place to live in, a family development facility, a reflection of the dignity of its occupants and an asset for the owner. The price of subsidized housing is regulated through Public Works and Human Settlements Ministerial Decree No. 242/KPTS/M/2020 concerning subsidized housing prices adjusted to the region. For the Java region, the price of subsidized housing is set at only Rp. 150.5 million, Jabodetabek Rp. 168 million. Other areas, Sumatra Rp. 150.5 million, Bangka Belitung Rp. 156.5 million, Maluku Rp. 168 million to Papua priced at Rp. 219 million. The result of a studies [40, 42, 49, 50, 61, 62] shows that subsidized house prices affect on the purchasing power of low-income people. Thus,

*The seventh hypothesis, H0: The price of subsidized housing affects the purchasing power of low-income people, and H1: The price of subsidized housing affects the purchasing power of low-income people.*

### **3.8 The Effect of Inflation on the Purchasing Power of Low-Income communities through Stock Returns as an Intervening variable**

Inflation is a huge economic problem, especially for developing countries. The source of inflation in developing countries comes from several factors, such as the government budget deficit, which then has an impact on increasing the money supply. Judging from the main factors that cause inflation, inflation can be caused by the demand side, supply side, expectations, or a combination of these three factors. The increase in prices for goods and services continuously impacts a decrease in the value of a country's currency. It causes the purchasing power of money to become weaker. The result of the studies [12, 24, 38, 46, 47] shows that inflation affects the purchasing power of low-income people through return on shares as an intervening variable. Thus,

*The eighth hypothesis, H0: Inflation does not affect the Purchasing Power of Low-Income Communities through the Need to Own a House as an Intervening variable, and H1: Inflation affects the Purchasing Power of Low-Income Communities through the Need to Own a House as an Intervening variable.*

### 3.9 The Effect of the Regional Minimum Wage on the Purchasing Power of Low-Income Communities through the Need to Own a Home as an Intervening variable

According to Article 23, paragraphs (1) and (2) of Government Regulation 36 of 2021 concerning Wages, the minimum wage is the lowest monthly wage, consisting of basic wages and non-fixed allowances. The basic wage is at least equal to the minimum wage. The minimum wage is determined based on economic and employment conditions; in other words, it is no longer based on decent living needs. The result of the studies [19, 22, 39, 63, 64] shows that the regional minimum wage affects the purchasing power of low-income communities through return on the stock as an intervening variable. Thus,

The ninth hypothesis,  $H_0$ : UMR does not affect the purchasing power of low-income people through the need to own a house as an intervening variable, and  $H_1$ : UMR affects the purchasing power of low-income people through the need to own a house as an intervening variable.

### 3.10 The Effect of the Cost of Subsidized Housing on the Purchasing Power of Low-Income Communities through the Need to Own a Home as an Intervening variable

The Modest Subsidized Housing Development Program was established to expand opportunities for people to obtain housing and reduce social inequality because the price is adjusted to the purchasing power of some low-income groups. The size of a very simple house has been regulated in the Regulation of the State Minister for Public Housing Number 07/PERMEN/M/2008. Result of studies [15, 44, 45, 48, 65-67] shows that subsidized house prices affect the purchasing power of low-income people through the need to own a house as an intervening variable. Therefore,

Tenth hypothesis:  $H_0$ : The price of subsidized housing does not affect the purchasing power of low-income people through the need to own a house as an intervening variable, and  $H_1$ : The price of subsidized housing affects the purchasing power of low-income people through the need to own a house as an intervening variable.

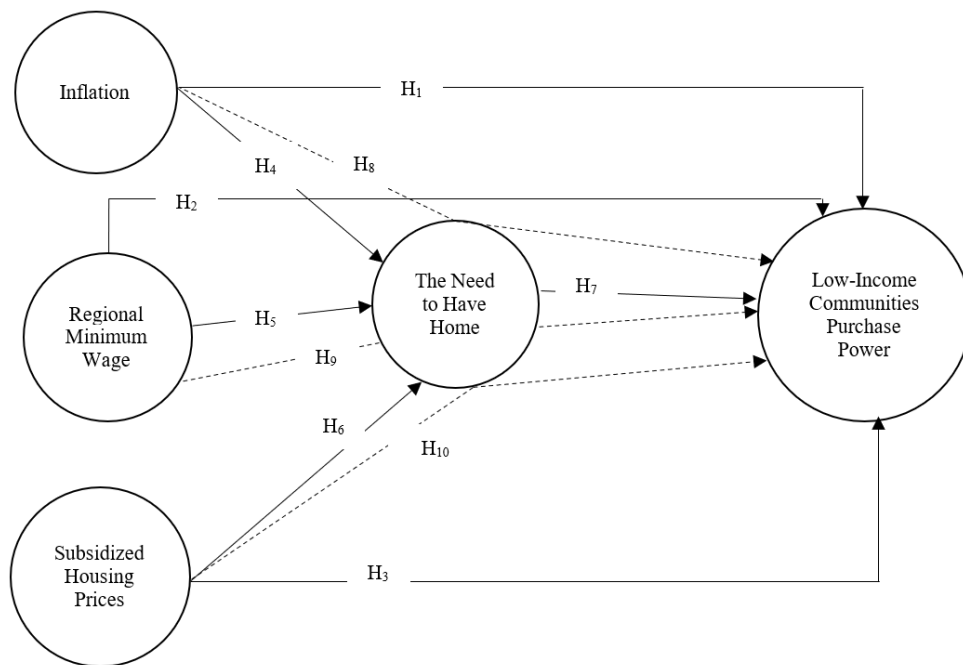


Figure 1. Conceptual framework

## 4. RESEARCH METHODS

The population in this study is cities in East Java Province in 2022. The Saturated Sample method/Census Method is used in taking the sample. It is a technique for determining a sample with all members of the population selected as the sample [68]. The reason for using this method is that there are 38 regencies/cities in East Java Province.

#### a. Inflation

The following formula is used to measure inflation:

$$\text{Inflation rate} = \text{Inflation} - \text{Inflation}_{t-1} \quad (1)$$

#### b. Regional Minimum Wage (RMW)

The following formula is used to measure Regional Minimum Wage:

$$\text{RMW} = \text{RMW}_t - \text{RMW}_{t-1} \quad (2)$$

#### c. Costs of Subsidized Housing

The following formula is used to measure the Costs of Subsidized Housing:

$$\text{HRS} = \text{HRS}_t - \text{HRS}_{t-1} \quad (3)$$

#### d. A Need to Own a Home

The formula used to measure the variable "A need to own a home" is the Distribution of Household Percentage According to Regency/ City and the Status of Ownership of Residential Buildings in East Java Province, as follows:

$$\text{Home Status} = \text{Home Status}_t - \text{Home Status}_{t-1} \quad (4)$$

#### e. Purchasing Power of Low-Income Communities

The formula used to measure the variable Purchasing Power of Low-Income People is as follows:

$$\text{Purchasing Power Index} = \frac{\text{Purchasing Power Index}}{\text{Purchasing Power Index}_1} \quad (5)$$

The data analysis technique used in this study is structural equation modeling (SEM) analysis. SEM is used to cover the regression's weaknesses [69].

## 5. RESULTS

East Java Province is one of the centers of economic growth with a fairly high population in Indonesia, where the population has increased yearly. This increase in population growth has stimulated the growth of housing construction in East Java Province, especially small types with subsidized facilities, which can be seen from the increasing number of developers in East Java Province, totaling 32 developers who are members of the East Java REI association, the Jember Commissariat. The City Planning System implemented in East Java Province provides many opportunities for developers to work together to build properties, in this case, houses. This development makes it easier for people to find a place to live. Therefore, a consumer must be selective in choosing a developer. The need for housing is, of course, inseparable from the trend of population growth and the provision of housing based on the number of houses. Development progress (economic) of East Java Province is a relatively high growth rate, where in 2021 it will reach 3.61% and in 2022 it

will reach 5.58% so that the average is above national growth.

After analyzing the research data, the next stage is to process descriptive statistical data of research variables. The results of the descriptive statistical data processing of research variables appear in Table 1.

The inflation variable shows an average value (mean) of 0.62. The lowest value of inflation is -0.16, and the highest is 1.44. The standard deviation is 0.43. The regional minimum wage variable shows an average value (mean) of 2,501,048. The lowest value of the regional minimum wage variable is 1,850,671, and the highest value is 4,375,479. The standard deviation is 805,140. The Subsidized House Price variable shows an average value (mean) of 149,289,474. The lowest value of the subsidized house price variable is 140,000,000, and the highest is 150,500,000. The standard deviation is 3,008,168. The variable needs to own a house shows an average value (mean) of 5.11. The lowest value of the Need to have a Home variable is 0.29, and the highest is 31.74. The standard deviation is 6.88. The purchasing power variable of low-income communities shows an average value (mean) of 0.74. The lowest value of the low-income people's purchasing power variable is 0.66, and the highest value is 0.88. The standard deviation is 0.06.

The discriminant validity test uses the cross-loading value. An indicator is declared to meet discriminant validity if the indicator's cross-loading value on the variable is the largest compared to other variables.

**Table 1.** Descriptive statistical results

Description	Inflation	Regional Minimum Wage	Subsidized House Prices	The Need to Own a Home	Purchasing Power of Low-Income People
Min	-0.16	1,850,671	140,000,000	0.29	0.66
Max	1.44	4,375,479	150,500,000	31.74	0.88
Mean	0.62	2,501,048	149,289,474	5.11	0.74
Std.Dev	0.43	805,140	3,008,168	6.88	0.06

Source: Processed in 2022

Based on the data presented in Table 2, it can be seen that each indicator in the research variable has a cross-loading value  $> R_{table}$ . Based on the results obtained, the variables used in this study already have good discriminant validity in compiling their respective variables.

The reliability test with the composite reliability above can be strengthened by using the Cronbach alpha value if the Cronbach alpha value is  $> 0.7$ . The following is the Cronbach alpha value of each variable.

**Table 2.** Discriminant validity

Variable	Cross-Loading Value	$R_{table}$	Description
Inflation ( $X_1$ )	1.000	0.266	Valid
Regional minimum wage ( $X_2$ )	1.000	0.266	Valid
Subsidized house prices ( $X_3$ )	1.000	0.266	Valid
The need to have a home ( $Z$ )	1.000	0.266	Valid
Purchasing power of low-income people ( $Y$ )	1.000	0.266	Valid

Source: Processed in 2022

**Table 3.** Reliability test result

Variable	Cronbach Alpha
Inflation ( $X_1$ )	1.000
Regional minimum wage ( $X_2$ )	1.000
Subsidized house prices ( $X_3$ )	1.000
The need to have a home ( $Z$ )	1.000
Purchasing power of low-income people ( $Y$ )	1.000

Source: Processed Data, 2022

Based on the data presented in Table 3, it can be seen that the Cronbach alpha value of each research variable is  $> 0.7$ . Thus these results indicate that each research variable has met the requirements for the Cronbach alpha value, so it can be concluded that all variables have a high level of reliability.

A multicollinearity test was conducted to determine the relationship between indicators. To find out whether formative indicators experience multicollinearity by knowing the VIF value. If VIF values are between 5 and 10, the indicator does not have multicollinearity. The following are the results of the multicollinearity test for each of the variables in this study.

Based on Table 4, the results of the multicollinearity test show that the VIF value is below 10. Therefore, there is no multicollinearity for each of the research variables.

**Table 4.** Variance inflation factors

Variable	VIF
Inflation (X <sub>1</sub> )	1.195
Regional minimum wage (X <sub>2</sub> )	1.307
Subsidized house prices (X <sub>3</sub> )	1.270
The need to have a home (Z)	1.316

Source: Processed Data, 2022

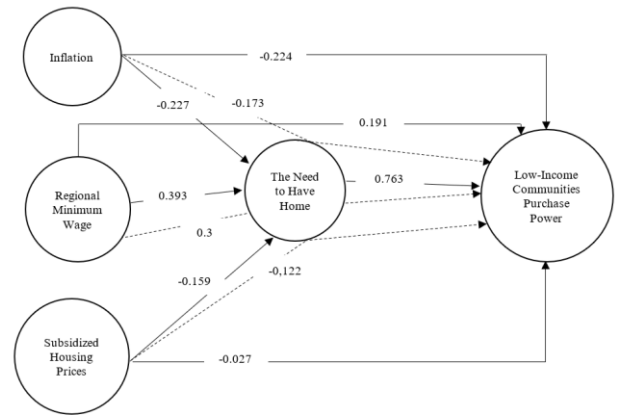
Based on the data processing, the results can be used to answer the hypothesis in this study. Hypothesis testing in this study was carried out by looking at the T-Statistics values and P-Values. The research hypothesis can be stated to reject the Null Hypothesis (H<sub>0</sub>) if the P-Values value <0.05. The following are the results of hypothesis testing obtained in this study through the inner model.

From the results of the research hypothesis testing model, it can be seen the direct influence and indirect influence of the relationship between variables.

The results of testing the direct influence of relationships between variables can be seen in the following Table 5.

Based on the direct influence testing from Figure 2 and Table 5, it can be seen that the path coefficient of inflation on the purchasing power of low-income people is  $\beta = -0.224$ ,

which is negative. H<sub>0</sub> is rejected because the p-values are less than 0.05, namely 0.000 so that H<sub>1</sub> is accepted, which means that it shows a significant effect. So based on the calculated value of path coefficients and p-values on the influence relationship between variables, inflation has a significant negative effect on the purchasing power of low-income communities.



**Figure 2.** Test result

**Table 5.** Influence between variables

Variable	Path Coefficients	P-value	Result
Inflation – Purchasing power of low-income people	-0.224	0.000	Significant
Inflation – The need to have a home	-0.227	0.000	Significant
Regional minimum wage – Purchasing power of low-income people	0.191	0.000	Significant
Regional minimum wage – The need to have a home	0.393	0.000	Significant
Subsidized house prices – Purchasing power of low-income people	-0.027	0.000	Significant
Subsidized house prices – The need to have a home	-0.159	0.000	Significant
The need to have a home – Purchasing power of low-income people	0.763	0.000	Significant
Inflation – The need to have a home – purchasing power of low-income people	-0.173	0.000	Significant
Regional minimum wage – The need to have a home – purchasing power of low-income people	0.300	0.000	Significant
Subsidized house prices – The need to have a home – purchasing power of low-income people	-0.122	0.000	Significant

Source: Processed Data, 2022

The value of the path coefficients of inflation on the need to own a house is  $\beta = -0.227$ , which is negative. H<sub>0</sub> is rejected because the p-values are less than 0.05, namely 0.000 so that H<sub>1</sub> is accepted, which means that it shows a significant effect. So based on the calculated value of path coefficients and p-values on the influence relationship between variables, inflation significantly negatively affects the need to own a house.

The value of the regional minimum wage path coefficients on the purchasing power of low-income communities is  $\beta = 0.191$ , which is positive. H<sub>0</sub> is rejected because the p-values are less than 0.05, namely 0.000 so that H<sub>1</sub> is accepted, which means that it shows a significant effect. So, based on the calculated value of path coefficients and p-values on the influence relationship between variables, the regional minimum wage significantly positively affects the purchasing power of low-income communities.

The path coefficients of the regional minimum wage on the need to own a house are  $\beta = 0.393$ , which is positive. H<sub>0</sub> is rejected because the p-values are less than 0.05, namely 0.000 so that H<sub>1</sub> is accepted, which means that it shows a significant effect. So, based on the calculated value of path coefficients and p-values on the influence relationship between variables,

the regional minimum wage significantly positively affects the need to own a house.

The path coefficients of subsidized house prices on the purchasing power of low-income people are  $\beta = -0.027$ , which is negative. H<sub>0</sub> is rejected because the p-values are less than 0.05, namely 0.000 so that H<sub>1</sub> is accepted, which means that it shows a significant effect. So based on the calculated value of path coefficients and p-values on the influence relationship between variables, subsidized house prices significantly negatively affect the purchasing power of low-income communities.

The path coefficients of subsidized house prices for the need to own a house are  $\beta = -0.159$ , which is negative. H<sub>0</sub> is rejected because the p-values are less than 0.05, namely 0.000 so that H<sub>1</sub> is accepted, which means that it shows a significant effect. So based on the calculated value of path coefficients and p-values on the influence relationship between variables, subsidized house prices significantly negatively affect the need to own a home.

The value of the path coefficients of the need to own a house on the purchasing power of low-income people is  $\beta = 0.763$ , which is positive. H<sub>0</sub> is rejected because the p-values are less than 0.05, namely 0.000 so that H<sub>1</sub> is accepted, which means

that it shows a significant effect. So based on the calculated values of path coefficients and p-values on the influence relationship between variables, the need to own a house significantly positively affect the purchasing power of low-income communities.

The value of the path coefficients of inflation on the purchasing power of low-income people through the need to own a house is  $\beta = -0.173$ , which is negative.  $H_0$  is rejected because the p-values are less than 0.05, namely 0.000 so that  $H_1$  is accepted, which means that it shows a significant effect. So based on the calculated value of path coefficients and p-values on the influence relationship between variables, inflation has a significant negative effect on the purchasing power of low-income communities through the need to own a home.

The value of the regional minimum wage path coefficients on the purchasing power of low-income communities through the need to own a home is  $\beta = 0.300$ , which is positive.  $H_0$  is rejected because the p-values are less than 0.05, namely 0.000 so that  $H_1$  is accepted, which means that it shows a significant effect. So based on the calculated value of path coefficients and p-values on the influence relationship between variables, the regional minimum wage has a significant positive effect on the purchasing power of low-income communities through the need to own a home.

The path coefficients of subsidized house prices on the purchasing power of low-income people through the need to own a house are  $\beta = -0.122$ , which is negative.  $H_0$  is rejected because the p-values are less than 0.05, namely 0.000 so that  $H_1$  is accepted, which means that it shows a significant effect. So, based on the calculated value of path coefficients and p-values on the influence relationship between variables, subsidized house prices significantly negatively affect the purchasing power of low-income communities through the need to own a home.

## **6. DISCUSSION**

### **6.1 The effect of inflation on the purchasing power of low-income communities**

The results of the research hypothesis testing show that inflation significantly negatively affects the purchasing power of low-income people by looking at the significance level of 0.000. This means that the higher the inflation, the lower the purchasing power of low-income people. High inflation can weaken the economy, increase production costs, reduce investment levels, and reduce the purchasing power of people owning subsidized housing. Developers can benefit from inflation. This is achieved if the income earned is higher than production costs. Inflation has a negative effect on people's welfare because inflation affects the prices of people's needs. Inflation that occurs when income is fixed or even decreases will cause the purchase of subsidized housing to decrease. Inflation is usually followed by an increase in bank interest rates. This can cause home installments to rise, resulting in payment defaults. Therefore, people with low income will rethink buying a house. Likewise, banks will find it difficult to provide mortgages to buyers, especially those with low incomes. Therefore, the government must control inflation and the increase in bank interest rates. This can be done by subsidizing bank interest rates, so that they are stable. This is

in line with studies [44-46, 70-72] shows that inflation affects the purchasing power of low-income people.

### **6.2 The effect of regional minimum wage on the purchasing power of low-income communities**

The results of the research hypothesis testing show that the regional minimum wage significantly positively affects the purchasing power of low-income communities by looking at the significance level of 0.000. This means that the higher the regional minimum wage will increase the purchasing power of low-income communities. The regional minimum wage rate increase also means that workers' income has increased. Increased income, in turn, will increase the purchasing power of subsidized housing. According to the quantity theory, a 1 percent increase in the money growth rate causes a 1 percent increase in the inflation rate. According to Fisher's model theory, a 1 percent increase in the inflation rate causes, in turn, a 1 percent increase in the nominal interest rate. Therefore, in setting the Regional Minimum Wage, the government must consider and include housing allowances. Thus, in the future, the Regional Minimum Wage will increase so that people's needs for housing will be met. This is in line with studies [52, 55, 73-77] shows that the regional minimum wage affects on the purchasing power of low-income communities.

### **6.3 The effect of costs of subsidized housing on the purchasing power of low-income communities**

The results of the research hypothesis testing show that subsidized house prices significantly negatively affect the purchasing power of low-income people by looking at the significance level of 0.000. This means that the higher the price of subsidized housing, the lower the purchasing power of low-income people. Price is an important supporting factor needed by subsidized housing competing with other products, where prices indicate that subsidized housing is easy to find and reach for all groups. When a subsidized house has a good price, of course, it will increase the purchasing power of subsidized houses. When the cost of producing houses rises, the government should increase the subsidization of houses, so that prices remain affordable. This is in line with studies by [14, 17, 21, 23, 28] shows that subsidized house prices affect the purchasing power of low-income people.

### **6.4 The effect of inflation on the need to own a home**

The results of the research hypothesis testing show that inflation significantly negatively affects the need to own a home by looking at the significance level of 0.000. This means that the higher the inflation, the lower the need to own a home. In investment, the goods used to invest are very necessary. Inflation is a condition that causes prices to rise. This makes the economic situation reduce productive activities. Rising prices of building materials will cause building construction to cost a lot, so unstable inflation will affect investment in the property sector in the economy. The inflation rate can be used as an indicator to determine the economic conditions in an area. If inflation occurs, there will be an increase in the cost of producing goods, which will affect the investment climate and investment. This is in line with studies by [44-46, 70-72] shows that inflation affects the need to own a house.

### **6.5 The effect of regional minimum wage on the need to own a home**

The results of the research hypothesis testing show that the Regional Minimum Wage has a significant positive effect on the Need to Own a Home by looking at the significance level of 0.000. The higher the regional minimum, the higher the need for home ownership. The relationship is directly proportional, so if there is an increase in income, then this will result in the demand for houses being better and actually increasing. The size of one's income affects one's purchasing power, including a house. The higher the income, the more diverse the desires of consumers. This is in line with studies [52, 55, 73-77] shows that the regional minimum affects on the need to own a house.

### **6.6 The effect of costs of subsidized housing on the need to own a home**

The results of the research hypothesis testing show that subsidized housing prices significantly negatively affect the need to own a home by looking at the significance level of 0.000. This means that the higher the price of subsidized housing, the lower the need to own a home. The development of the property sector can be seen from the movement of residential property prices. The trend of movement in residential property prices in Indonesia is reflected in the Residential Property Price Index. An increase in property prices will respond to an increase in demand. An increase in demand for credit will be followed by an increase in housing prices, as reflected in the Residential Property Price Index. Government subsidies, in addition to being given directly to house prices, should also be given to the price of construction materials. Thus inflation can still have a positive effect on the need to own a house. This is in line with studies [14, 17, 21, 23, 28] shows that subsidized housing prices affect the need to own a home.

### **6.7 The effect of the need to own a home on the purchasing power of low-income communities**

The results of the research hypothesis testing show that the need to own a house significantly positively affects the purchasing power of low-income communities by looking at the significance level of 0.000. This means that the higher the need to own a house will increase the purchasing power of low-income people. Everyone, including low-income people, need the existence of decent housing. Home is a basic human need besides food and clothing. In general, the need for housing will be more difficult to fulfill than the fulfillment for clothing and food, which tend to be easier to obtain, especially for low-income communities. However, if people need houses more and more, it will motivate people to buy houses even though they have low incomes. The factor that causes low-income people to buy houses is that people get convenience from the government and developers who provide subsidies to low-income people. While another factor because the house is a primary need of society. In order for the price of subsidized housing to remain stable, subsidies to house prices and subsidies to production material prices are increased. This will make the price of subsidized housing have a positive effect on the need to own a house. This is in line with studies [40, 42, 49, 50, 61, 62] shows that subsidized house prices affect on the purchasing power of low-income people.

### **6.8 The effect of inflation on the purchasing power of low-income communities through the need to own a home**

The results of the research hypothesis testing show that inflation significantly negatively affects the purchasing power of low-income communities through the need to own a home by looking at the significance level of 0.000. This means that the higher the inflation, the lower the purchasing power of low-income people through the need to own a house. The increase in the prices of goods and services has caused the purchasing power of low-income people to fall. The declining purchasing power of low-income people will reduce the need for housing. Conversely, if there is deflation, it means that there has been a decrease in the prices of goods and services. The decline in the prices of these goods and services has increased the purchasing power of low-income earners. This increase in people's purchasing power will impact the housing needs of low-income people. In a crisis inflation is inevitable. But its impact can be minimized by keeping bank interest rates by way of subsidies stable. This is in line with studies [27, 31, 78-80] shows that inflation affects the purchasing power of low-income people through the need to have a home.

### **6.9 The effect of regional minimum wage on the purchasing power of low-income communities through the need to have a home**

The results of testing the research hypothesis using Smartpls show that the regional minimum wage significantly positively affects the purchasing power of low-income communities through the need to own a home by looking at the significance level of 0.000. This means that the higher the inflation, the purchasing power of low-income people will increase through the need to own a house. An increase in the wage rate can increase the demand for money with both transactional and speculative motives, so interest rates will also rise. Therefore, increasing the wage rate will increase the interest rate, assuming that the money supply remains stable. When there is an increase in interest rates, deposit and credit rates for subsidized mortgage loans also increase so that later these interest rates will affect the fluctuations in the purchasing power of low-income people through the need to own a home. This is in line with studies [30, 35, 80-83] show that the regional minimum wage affects on the purchasing power of low-income communities through the need to own a home.

### **6.10 The effect of costs of subsidized housing on the purchasing power of low-income communities through the need to own a home**

The results of the research hypothesis testing show that subsidized house prices significantly negatively affect the purchasing power of low-income people through the need to own a house by looking at the significance level of 0.000. This means that the higher the price of subsidized housing, the lower the purchasing power of low-income people through the need to own a home. The public expects that the price of subsidized housing in Indonesia will increase in the future because the increase in housing demand/demand almost always exceeds the increase in housing supply. Subsidized house prices are considered relatively affordable by low-income people with limited purchasing power, causing a low public response (in the form of buying subsidized houses) to the expectation that house prices will tend to increase in the

future. In order to stabilize the price of subsidized housing, subsidies are not only given to the price, but also to the production materials or building materials. This is in line with studies [52, 84-89] shows that subsidized house prices affect the purchasing power of low-income people through the need to own a house.

## 7. CONCLUSION

The results showed that low-income people are influenced by inflation rates related to interest rates, regional minimum wages related to financial capability, and house prices set by the government. The results showed that the regional minimum wage has a significant positive effect on the purchasing power of low-income people in owning a house. This is because the greater the regional minimum wage, the greater the ability to pay subsidized housing installments for low-income people. This research illustrates that the higher the need to own a house, the higher the purchasing power of low-income people because the population is increasing, so the need to have a place to live is also directly proportional. The results showed a significant negative effect between inflation and subsidized housing prices on the need to own a house and the purchasing power of low-income people. Meanwhile, inflation and regional minimum wage are factors that negatively affect the purchasing power of low-income people to own a house. Therefore, the government needs to control the impact caused by inflation in the form of rising bank interest rates by subsidizing it so that it remains stable. In the future, the government should include housing allowances in the minimum wage component. The government should not only subsidize house prices, but also production costs, so that the price of subsidized houses remains stable.

The practical implication of this study is that it can contribute useful information relating to the effect of inflation, regional minimum wages, and subsidized house prices on the purchasing power of low-income communities with a need to own a house as an intervening variable. This study can also provide additional information for the government concerning providing low-cost, quality housing for low-income communities. This study has limitations that affect its results, namely the focus of the study, which is still focused on one type of house, namely subsidies. A suggestion for future researchers is to expand the types of housing provision, for example, commercial housing with low-interest rates. Furthermore, it is expected that future researchers will add more research samples years in order to be able to describe conditions more concretely. For example, it uses a range of research periods to several years for the research funders or the other parties contributing to research realization.

## REFERENCES

- [1] Ramadhan, A.S., Handoko, L.B. (2015). Rancang bangun sistem keamanan rumah berbasis arduino mega 2560. *Techno.COM*, 15(2): 117-124. <https://core.ac.uk/download/pdf/35382339.pdf>.
- [2] Hamzah, R. (2020). Penerapan azas kekeluargaan dan keadilan pada penyelesaian kredit bermasalah pada pembiayaan perumahan di Indonesia. *Journal of Economic, Bussines and Accounting*, 3(2): 404-411. <https://doi.org/10.31539/costing.v3i2.1141>
- [3] Rahayuningtyas, E.F., Rahayu, F.N., Azhar, Y. (2021). Prediksi harga rumah menggunakan general regression neural network. *Jurnal Informatika*, 8(1): 59-66. <https://doi.org/10.31294/ji.v8i1.9036>
- [4] Aditya, A.M. (2013). Strategi pemasaran pembiayaan KPR syariah bersubsidi bagi masyarakat berpenghasilan rendah di bank BTN Syariah. *Latifah Rizki Ramadhana*, 12-26. <https://digilib.uns.ac.id/dokumen/detail/63315/Strategi-Pemasaran-Pembiayaan-KPR-Syariah-Bersubsidi-bagi-Masyarakat-Berpenghasilan-Rendah-di-Bank-BTN-Syariah>.
- [5] Pasar Properti Q2 2022 Kembali Bergairah, Terutama Rumah Di Jawa Timur. (2022). <https://www.rumah.com/areainsider/jawa-timur/article/rumah-di-jawa-timur-15118>, accessed Apr. 19, 2023.
- [6] Supriyadi, E. (2017). Penurunan Daya Beli Guncang Sektor Perumahan. <https://ekonomi.republika.co.id/berita/osvb9o368/penurunan-daya-beli-guncang-sektor-perumahan>.
- [7] Ika, A. (2022). Sri mulyani: Jika Inflasi Tinggi, Masyarakat Semakin Sulit Beli Rumah. <https://money.kompas.com/read/2022/07/06/203000226/sri-mulyani--jika-inflasi-tinggi-masyarakat-semakin-sulit-beli-rumah->, accessed on Apr. 19, 2022.
- [8] Mutia, A. (2022). Daftar Lengkap UMK Jawa Timur 2023, Surabaya Terbesar. <https://databoks.katadata.co.id/datapublish/2022/12/08/daftar-lengkap-umk-jawa-timur-2023-surabaya-terbesar>, accessed on Apr. 19, 2023.
- [9] Widyastuti, E., Handayani, S. (2013). Analisis faktor-faktor yang mempengaruhi keputusan pembelian rumah subsidi dengan menggunakan analisis regresi. *Prosiding Seminar Nasional Statistika*, 111-121. [http://eprints.undip.ac.id/40289/1/A06\\_Erni\\_Widiastuti.pdf](http://eprints.undip.ac.id/40289/1/A06_Erni_Widiastuti.pdf)
- [10] Chapman, B., Lindenmayer, D.B. (2019). A novel approach to the sustainable financing of the global restoration of degraded agricultural land. *Environmental Research Letters*, 14(12). <https://doi.org/10.1088/1748-9326/ab5deb>
- [11] Fransisca, J., Ahalik, A. (2021). Effect of PSAK 72 implementation in property and real estate's financial health. *Research in Management Accounting & Control*, 4(2): 106-117. <https://doi.org/10.33508/rima.v4i2.3529>
- [12] Jovanka, P., Goran, K., Č., Goran, J., Dragan, M. (2020). Uncertainty in SMEs' assessment of coronavirus pandemic risk impact on agri-food sector in Western Balkans. *Ekonomika Poljoprivrede*, 67(2): 445-460. <https://doi.org/10.5937/ekopolj2002445P>
- [13] Khomutenko, A. (2020). Quantification of the economic effect from the management of state finance of Ukraine. *World Financial Review*, 4(65): 69-86. <https://doi.org/10.35774/sf2020.04.069>
- [14] Leombroni, M., Piazzesi, M., Schneider, M., Rogers, C. (2021). Inflation and the price of real assets. *NBER Working Paper No. 26740*. <https://doi.org/10.2139/ssrn.3535330>
- [15] Malik, M.A.S., Zafar, M., Ullah, S., Ullah, A. (2021). Role of behavioral biases in real estate prices in Pakistan. *Real Estate Management and Valuation*, 29(1): 41-53. <https://doi.org/10.2478/remav-2021->



- 0005
- [16] Neupane, P.C. (2021). Tourism governance in the aftermath of COVID-19: A case study of Nepal. *Gaze Journal of Tourism and Hospitality*, 12(1): 44-69. <https://doi.org/10.3126/gaze.v12i1.35676>
- [17] Tufail, S., Batool, S. (2013). An analysis of the relationship between inflation and gold prices: Evidence from Pakistan. *Lahore Journal of Economics*, 18(2): 1-35. <https://doi.org/10.35536/lje.2013.v18.i2.a1>
- [18] Zhang, J., Leoncini, R., Tsai, Y. (2018). Intellectual property rights protection, labour mobility and wage inequality. *Economic Modelling*, 70: 239-244. <https://doi.org/10.1016/j.econmod.2017.11.006>
- [19] Segarra-Oña, M. del V., Peiró-Signes, Á., Verma, R., Miret-Pastor, L. (2012). Does environmental certification help the economic performance of hotels? Evidence from the Spanish hotel industry. *Cornell Hospitality Quarterly*, 53(3): 242-256. <https://doi.org/10.1177/1938965512446417>
- [20] Ng, K.F., Lo, H.K., Huai, Y. (2017). Robust public-private partnerships for joint railway and property development. *Frontiers of Engineering Management*, 4(4): 437-450. <https://doi.org/10.15302/j-fem-2017068>
- [21] Balk, B.M., Rambaldi, A.N., Rao, D.S.P. (2022). Macro-economic measures for a globalized world: Global growth and inflation. *Macroeconomic Dynamics*, 26(2): 314-360. <https://doi.org/10.1017/S1365100520000152>
- [22] Kaluge, D. (2019). Multifactor on macroeconomic fundamentals to explain the behavior of sectoral indices in the Indonesian stock exchange. *Entrepreneurship and Sustainability Issues*, 7(1): 44-51. [https://doi.org/10.9770/jesi.2019.7.1\(4\)](https://doi.org/10.9770/jesi.2019.7.1(4))
- [23] Lee, H.K.N. (2021). International Real Estate Review. *International Real Estate Review*, 24(2): 221-251. <https://doi.org/10.53383/100321>
- [24] Meneses, Y.E., Flores, R.A. (2016). Feasibility, safety, and economic implications of whey-recovered water in cleaning-in-place systems: A case study on water conservation for the dairy industry. *Journal of Dairy Science*, 99(5): 3396-3407. <https://doi.org/10.3168/jds.2015-10306>
- [25] Sukirno, S. (2016). *Makro Ekonomi Teori Pengantar*. PT. Rajawali Pers.
- [26] Tanrıvermiş, H. (2020). Possible impacts of COVID-19 outbreak on real estate sector and possible changes to adopt: A situation analysis and general assessment on Turkish perspective. *Journal of Urban Management*, 9(3): 263-269. <https://doi.org/10.1016/j.jum.2020.08.005>
- [27] Eze, U.C., Lim, Y.Y. (2013). Indicators in the purchase of housing properties. *Journal of Southeast Asian Research*, 2013: Article ID 432043. <https://doi.org/10.5171/2013.432043>
- [28] Magweva, R., Sibanda, M. (2020). Inflation and infrastructure sector returns in emerging markets—panel ARDL approach. *Cogent Economics & Finance*, 8: Article ID 1730078. <https://doi.org/10.1080/23322039.2020.1730078>
- [29] Mpakaniye, J.P. (2019). Effect of temporary differences on deferred tax in the banking sector in Rwanda. *SSRNElectronic Journal*. <https://doi.org/10.2139/ssrn.3358577>
- [30] Okon, E.O. (2018). Poverty in Nigeria: A social protection framework for the most vulnerable groups of internally displaced persons. *American International Journal of Social Science Research*, 2(1): 66-80. <https://doi.org/10.46281/aijssr.v2i1.169>
- [31] Bao, W., Tao, R., Afzal, A., Dördüncü, H. (2022). Real estate prices, inflation, and health outcomes: Evidence from developed economies. *Frontiers in Public Health*, 10: 1-6. <https://doi.org/10.3389/fpubh.2022.851388>
- [32] Benigno, P., Nisticò, S. (2020). Non-neutrality of open-market operations. *American Economic Journal: Macroeconomics*, 12(3): 175-226. <https://doi.org/10.1257/mac.20180030>
- [33] Cheng, Y., Liu, C., Yang, H., Zhang, H. (2021). The structure of commercial forests “tending to become economic forests”: An analysis of causes based on labor cost effects and relative-revenue effects. *Scientia Silvae Sinicae*, 57(7): 184-193. <https://doi.org/10.11707/j.1001-7488.20210720>
- [34] Lopez, L.A., Yoshida, J. (2022). Estimating housing rent depreciation for inflation adjustments. *Regional Science and Urban Economics*, 95: Article ID 103733. <https://doi.org/10.1016/j.regsciurbeco.2021.103733>
- [35] Peralta, S., dos Santos, J.P. (2020). Who seeks reelection: Local fiscal restraints and political selection. *Public Choice*, 184: 105-134. <https://doi.org/10.1007/s11127-019-00702-7>
- [36] Cao, J., Huang, B., Lai, R.N. (2015). On the effectiveness of housing purchase restriction policy in China: A difference in difference approach. *SSRN Electronic Journal*. <https://doi.org/10.2139/ssrn.2584275>
- [37] Cohn, S. (2021). *The Tax Revolt*. In *All Societies Die*. Cornell University Press. <https://doi.org/10.7591/cornell/9781501755903.003.0029>
- [38] Haeba, A.A., Umar, A., Asis, M., Makassar, A. (2021). The influence of the level of public awareness and public understanding of the rules on the achievement of locally generated revenue (PAD) targets through the property tax (PBB) collection process. In *Proceedings of the International Conference on Industrial Engineering and Operations Management*, pp. 3756-3763.
- [39] Li, L., Wan, W.X. (2021). The effect of expected losses on the Hong Kong property market. *Journal of Real Estate Finance and Economics*. <https://doi.org/10.1007/s11146-021-09851-3>
- [40] Sumirat, E., Nidar, S.R., Herwany, A., Wiryo, S.K. (2020). Risk impact besides capital structure and investment valuation into public housing project's investment rate. *Academy of Strategic Management Journal*, 19(5): 1-11.
- [41] Ma, L., Liu, H.J., Edwards, D.J., Sing, M.C.P. (2021). Housing price dynamics on residential construction: A case study of the Australian property sector. *Structural Change and Economic Dynamics*, 59: 525-532. <https://doi.org/10.1016/j.strueco.2021.10.001>
- [42] Bhattacharjee, A., Bhowmik, M., Chiranjit, P., Das Chowdhury, B., Debnath, B. (2021). Rubber tree seed utilization for green energy, revenue generation and sustainable development – A comprehensive review.

- Industrial Crops and Products, 174: Article ID 114186. <https://doi.org/10.1016/j.indcrop.2021.114186>
- [43] Gotama, K.R., Anastasia, N. (2021). The impact of Corona Virus Disease 2019 (COVID-19) on Indonesia Property Stock Index. *Petra IJBS International Journal of Business Studies*, 4(2): 85-96. <https://doi.org/10.9744/ijbs.4.2.85-96>
- [44] Ngangnchi, F.H., Joefendeh, R. (2021). External debt, public investment and economic growth in Cameroon. *International Journal of Finance Research*, 2(4): 260-273. <https://doi.org/10.47747/ijfr.v2i4.461>
- [45] Ngangnchi, F.H., Joefendeh, R., Innocent, L. (2022). External debt, public investment and economic growth in Cameroon. *International Journal of Economics and Financial Research*, 8(1): 23-29. <https://doi.org/10.32861/ijefr.81.23.29>
- [46] Pienaar, W.J. (2019). Guidelines for the choice of road projects by government. *Tydskrift vir Geesteswetenskappe*, 59(1): 126-141. <https://doi.org/10.17159/2224-7912/2019/v59n1a9>
- [47] Bilousova, O.S. (2019). Assessing the impact of tax reforms on the long-term sustainability of public finances. *Statistika Ukrainy*, 86(3): 25-37. [https://doi.org/10.31767/su.3\(86\)2019.03.03](https://doi.org/10.31767/su.3(86)2019.03.03)
- [48] Chau, K.W., Lai, L. W.C., Liang, J., Ng, F.F., Wong, K.T. (2021). The negative impact of public sector-led redevelopment projects on the prices of old and new housing units in high density urban areas. *International Journal of Construction Management*, 21(11): 1156-1164. <https://doi.org/10.1080/15623599.2019.1604113>
- [49] Demko, V.S. (2020). Economic influence of multiplicative effect of investment charges of industry of tourist services. *Scientific Bulletin of Polissia*, 2(21): 145-154. [https://doi.org/10.25140/2410-9576-2020-2\(21\)-145-154](https://doi.org/10.25140/2410-9576-2020-2(21)-145-154)
- [50] Mlambo, C. (2022). Politics and the natural resource curse: Evidence from selected African states. *Cogent Social Sciences*, 8: Article ID 2035911. <https://doi.org/10.1080/23311886.2022.2035911>
- [51] Ross, J.M. (2018). The Effect of Property Reassessments on Fiscal Transparency and Government Growth: Evidence from Virginia. *Mercatus Working Paper*. <https://doi.org/10.2139/ssrn.3211643>
- [52] Ross, J.M., Mughan, S. (2018). The effect of fiscal illusion on public sector financial management. *Public Finance Review*, 46(4): 635-664. <https://doi.org/10.1177/1091142116676360>
- [53] Atreya, A., Czajkowski, J. (2019). Graduated flood risks and property prices in galveston county. *Real Estate Economics*, 47(3): 807-844. <https://doi.org/10.1111/1540-6229.12163>
- [54] Porumb, V.A., Maier, G., Anghel, I. (2020). The Impact of Building Location on Green Certification Price Premiums: Evidence from Three European Countries. *Journal of Cleaner Production*, 272: 122080. <https://doi.org/10.1016/j.jclepro.2020.122080>
- [55] Prakash, K.B., Abimannan, K.J., Sudhagar, P., Divyabharath, P., Rajesha, S.K., Mohan, M.S. (2021). Influence of fiber volume and fiber length on thermal and flexural properties of a hybrid natural polymer composite prepared with banana stem, pineapple leaf and s-glass. *Advances in Materials Science and Engineering*, 2021(6329400): 1-11. <https://doi.org/10.1155/2021/6329400>
- [56] Chang, B.H., Sharif, A., Aman, A., Suki, N.M., Salman, A., Khan, S.A.R. (2020). The asymmetric effects of oil price on sectoral islamic stocks: New evidence from quantile-on-quantile regression approach. *Resources Policy*, 65: 101571. <https://doi.org/10.1016/j.resourpol.2019.101571>
- [57] Hsu, S.H., Chen, T.J., Lin, S.Y., Chang, C.O. (2020). Did housing prices drop dramatically after the Kaohsiung gas explosions? *Academic Economic Papers*, 48(1): 33-68.
- [58] Sanderson, D.C., Shakurina, F., Lim, J. (2019). The impact of sale and leaseback on commercial real estate prices and initial yields in the UK. *Journal of Property Research*, 36(3): 245-271. <https://doi.org/10.1080/09599916.2019.1642370>
- [59] Tajani, F., Morano, P., Torre, C.M., Di Liddo, F. (2017). An Analysis of the Influence of Property Tax on Housing Prices in the Apulia Region (Italy). *Buildings*, 7(3): 67. <https://doi.org/10.3390/buildings7030067>
- [60] Yen, B.T.H., Mulley, C., Shearer, H., Burke, M. (2018). Announcement, construction or delivery: when does value uplift occur for residential properties? Evidence from the gold coast light rail system in Australia. *Land use policy*, 73: 412-422. <https://doi.org/10.1016/j.landusepol.2018.02.007>
- [61] Motoryn, R.M., Motoryna, T.M., Prykhodko, K.R. (2021). How the structure of GDP of ukraine responded to COVID-19. *Statistics of Ukraine*, 92(1): 16-25. [https://doi.org/10.31767/su.1\(92\)2021.01.02](https://doi.org/10.31767/su.1(92)2021.01.02)
- [62] Kamau, S., Barrios, E., Karanja, N.K., Ayuke, F.O., Lehmann, J. (2017). Spatial variation of soil macrofauna and nutrients in tropical agricultural systems influenced by historical charcoal production in South Nandi, Kenya. *Applied Soil Ecology*, 119: 286-293. <https://doi.org/10.1016/j.apsoil.2017.07.007>
- [63] Laurini, M.P., Mauad, R.B., Aiube, F.A.L. (2020). The impact of co-jumps in the oil sector. *Research in International Business and Finance*, 52: 101197. <https://doi.org/10.1016/j.ribaf.2020.101197>
- [64] Damoah, I.S., Mouzugh, Y., Kumi, D.K. (2020). The effects of government construction projects abandonment: Stakeholders' perspective. *International Journal of Construction Management*, 20(5): 462-479. <https://doi.org/10.1080/15623599.2018.1486172>
- [65] Dent, P. (2019). *Local Authority Property Management: Initiatives, Strategies, Re-Organisation And Reform* (1st ed.). London: Routledge. <https://doi.org/10.4324/9780429432873-6>
- [66] Gautam, A., Lodha, G., Potdar, K., Mohanty, B., Vadera, M.L. (2020). Comprehensive reality screening of GST in real estate sector of India. *Journal of Talent Development and Excellence*, 12(3s): 1193-1204.
- [66] Chang, B.H., Sharif, A., Aman, A., Suki, N.M., Salman, A., Khan, S.A.R. (2020). The asymmetric effects of oil price on sectoral islamic stocks: New evidence from quantile-on-quantile regression approach. *Resources Policy*, 65: 101571. <https://doi.org/10.1016/j.resourpol.2019.101571>

- [68] Ghozali, I. (2018). *Aplikasi Analisis Multivariate Dengan Program IBM SPSS 25*. Semarang: Universitas Diponegoro.
- [69] Ghozali, I. (2014). *Structural Equation Modeling Metode Alternatif dengan Partial Least Square (PLS) (4th ed.)*. Semarang: Universitas Diponegoro.
- [70] Aduwo, G.A., Olayeye, O.O. (2019). Effects of international public sector accounting standards on financial accountability in Nigeria public sector. *European Journal of Accounting, Auditing, and Finance Research*, 7(3): 41-54.
- [71] Azizov, A. (2021). Innovation development and entrepreneurship management in tourism of Azerbaijan: Current trends and priorities. *Marketing and Management of Innovations*, 4: 104-120. <https://doi.org/10.21272/mmi.2021.4-09>
- [72] Kimani, E.N., Kuria, B.T., Ngigi, M.M. (2021). Analysis of spatial factors affecting rental house prices: A case study of Nyeri Town Constituency, Kenya. *Journal of Geosciences and Geomatics*, 9(3): 110-123. <https://doi.org/10.12691/jgg-9-3-2>
- [73] Lupenko, Y. (2021). Theoretical and methodological support of economic development of agricultural sector and rural areas. *Ekonomika APK*, 320(6): 6-15. <https://doi.org/10.32317/2221-1055.202106006>
- [74] Zoria, O., Yasnolob, I., Galych, O., Cherchatyi, O., Tiutiunyk, Y., Tiutiunyk, S., Dugar, T., Kalian, O., Mokiienko, T. (2022). Theoretical and methodological principles of investment support for innovation-oriented development of agrarian production. *Journal of Environmental Management and Tourism*, 12(3): 695-706. [https://doi.org/10.14505/jemt.v13.3\(59\).10](https://doi.org/10.14505/jemt.v13.3(59).10)
- [75] Snieska, V., Venckuviene, V., Masteikiene, R. (2016). The prognostics for credit shocks (financial crisis) and insights for mitigating consequences. *Engineering Economics*, 27(1): 47-55. <https://doi.org/10.5755/j01.ee.27.1.9533>
- [76] Ekemode, B.G. (2021). A fresh look at the inflation-hedging attributes of residential property investments in emerging markets: Evidence from Nigeria. *Property Management*, 39(3): 419-438. <https://doi.org/10.1108/PM-03-2020-0020>
- [77] Tham, K.W., Said, R., Adnan, Y. (2021). The dynamic relationship between inflation and non-performing property loans in Malaysia. *Journal of Surveying, Construction and Property*, 12(1): 36-44. <https://doi.org/10.22452/jscp.vol12no1.4>
- [78] Cohen, V., Burinskas, A. (2020). The evaluation of the impact of macroeconomic indicators on the performance of listed real estate companies and reits. *Ekonomika*, 99(1): 79-92. <https://doi.org/10.15388/ekon.2020.1.5>
- [79] Doan, T.T.T. (2020). Profitability of real estate firms: Evidence using GMM estimation. *Management Science Letters*, 10: 327-332. <https://doi.org/10.5267/j.msl.2019.8.038>
- [80] Malmendier, U. (2021). Exposure, experience, and expertise: Why personal histories matter in economics. *NBER Working Paper No. w29336*. <https://doi.org/10.2139/ssrn.3935524>
- [81] López-Santana, M., Rocco, P. (2021). Fiscal federalism and economic crises in the United States: Lessons from the COVID-19 pandemic and great recession. *Publius: The Journal of Federalism*, 51(3): 365-395. <https://doi.org/10.1093/publius/pjab015>
- [82] Malmendier, U. (2021). FBBVA lecture 2020 exposure, experience, and expertise: Why personal histories matter in economics. *Journal of the European Economic Association*, 19(6): 2857-2894. <https://doi.org/10.1093/jeea/jvab045>
- [83] Shazmin, S.A.A., Sipan, I., Sapri, M., Ali, H.M., Raji, F. (2017). Property tax assessment incentive for green building: Energy saving based-model. *Energy*, 122: 329-339. <https://doi.org/10.1016/j.energy.2016.12.078>
- [84] Fedosov, V., Tymchenko, O., Babichenko, V. (2019). Tax transformations effects. *Financial and Credit Activity: Problems of Theory and Practice*, 2(29): 462-475. <https://doi.org/10.18371/fcaptop.v2i29.172216>
- [85] Lien, N. P. (2018). How does governance modify the relationship between public finance and economic growth: A global analysis. *VNU Journal of Economics and Business*, 34(5E). <https://doi.org/10.25073/2588-1108/vnueab.4165>
- [86] Martin, C., Hulse, K., Pawson, H. (2018). The changing institutions of private rental housing: An international review. *AHURI Final Report No. 292*. Australian Housing and Urban Research Institute Limited, Melbourne. <https://doi.org/10.18408/ahuri-7112201>
- [87] Pallavi, V. (2018). An incidence of property tax-A case study of effect on real estate sector in Mysore city. *International Journal of Civil Engineering and Technology*, 9(2): 340-348.
- [88] Parambath, Z., Udawatta, N. (2017). A framework for property developers to survive in a recession. In *AUBEA 2017: Australasian Universities Building Education Association Conference 2017*, pp. 411-418. <https://doi.org/10.29007/cfr2>
- [89] Tsvakirai, C. (2017). The role of plant breeders' rights in an evolving: Peach and nectarine fresh fruit sector. *South African Journal of Science*, 113(7/8): 1-6. <https://doi.org/10.17159/sajs.2017/20160339>

---

## final Proof

1 pesan

---

**eko budi satoto** <ekobudisatoto@unmuhjember.ac.id>  
Kepada: "editor.ijsdp iieta.org" <editor.ijsdp@iieta.org>

27 Mei 2023 pukul 13.12

Dear Editor and Reviewer, Here we send the final proof, thank you

---

 **IJSDP 19306 final proof.pdf**  
464K

## Your paper has been published in IJSDP (Vol. 18, No. 5, 2023)!

1 pesan

editor.ijsdp iieta.org <editor.ijsdp@iieta.org>

5 Juni 2023 pukul 14.50

Kepada: "ekobudisatoto@unmuhjember.ac.id" <ekobudisatoto@unmuhjember.ac.id>

Dear author(s),

Thanks for patronizing *International Journal of Sustainable Development and Planning (IJSDP)* for publishing your research. The electronic version of your paper published in Volume 18, Number 5, 2023 is attached with this email. To read your paper online, please click:

<https://iieta.org/journals/ijsdp/paper/10.18280/ijsdp.180506>

Kindly acknowledge the receipt of the same. You must be satisfied with our services.

We wish you the best in your research career and hope to have outstanding studies coming from you for publication in IJSDP in the future as well. We would also appreciate your citing the research content published in IJSDP in other research papers that you intend to submit to other journals. This will help raise IJSDP's profile.

If you are interested, you may also apply for being our journals' **peer reviewers** or/and **editors**. We would like to receive your CV for future cooperation.

Last but not least, we shall be grateful if you encourage us by submitting your valuable article(s) for the forthcoming issues and also promote our journal amongst your colleagues and fellow-workers.

IIETA is **calling for papers** for its journals:

	Journal Title	ISSN	Mainly indexed by	Homepage
1	International Journal of Heat and Technology	0392-8764	Web of Science, Emerging Sources Citation Index (ESCI), Scopus, Ei Compendex etc.	<a href="http://www.iieta.org/Journals/IJHT">http://www.iieta.org/Journals/IJHT</a>
2	TECNICA ITALIANA-Italian Journal of Engineering Science	0040-1846	MIAR, EBSCOhost, Publons, Google Scholar, EBSCOhost	<a href="http://www.iieta.org/Journals/TI-IJES">http://www.iieta.org/Journals/TI-IJES</a>
3	Traitement du Signal	0765-0019	Science Citation Index Expanded, Scopus, Ei Compendex	<a href="http://www.iieta.org/Journals/TS">http://www.iieta.org/Journals/TS</a>
4	Journal of New Materials for Electrochemical Systems	1480-2422 (Print); 2292-1168 (Online)	Science Citation Index Expanded, Journal Citation Reports, Scopus	<a href="http://www.iieta.org/Journals/JNMES">http://www.iieta.org/Journals/JNMES</a>

5	Annales de Chimie - Science des Matériaux	0151-9107	Emerging Sources Citation Index (ESCI), Scopus, Ei compendex	<a href="http://www.iieta.org/Journals/ACSM">http://www.iieta.org/Journals/ACSM</a>
6	Revue des Composites et des Matériaux Avancés	1169-7954	Emerging Sources Citation Index (ESCI), Scopus, Ei compendex	<a href="http://www.iieta.org/Journals/RCMA">http://www.iieta.org/Journals/RCMA</a>
7	Mathematical Modelling of Engineering Problems	2369-0739 (Print); 2369-0747 (Online)	Scopus, Google Scholar, CNKI Scholar	<a href="http://www.iieta.org/Journals/MMEP">http://www.iieta.org/Journals/MMEP</a>
8	Instrumentation Mesure Métrologie	1631-4670	Scopus, SCImago (SJR), Google Scholar	<a href="http://www.iieta.org/Journals/I2M">http://www.iieta.org/Journals/I2M</a>
9	Ingénierie des Systèmes d'Information	1633-1311	Scopus, SCImago (SJR), Google Scholar	<a href="http://www.iieta.org/Journals/ISI">http://www.iieta.org/Journals/ISI</a>
10	Journal Européen des Systèmes Automatisés	1269-6935	Scopus, SCImago (SJR), Google Scholar	<a href="http://www.iieta.org/Journals/JESA">http://www.iieta.org/Journals/JESA</a>
11	Revue d'Intelligence Artificielle	0992-499X	Scopus, SCImago (SJR), Google Scholar	<a href="http://www.iieta.org/Journals/RIA">http://www.iieta.org/Journals/RIA</a>
12	European Journal of Electrical Engineering	2103-3641	MIAR, EBSCOhost, Publons, Google Scholar	<a href="http://www.iieta.org/Journals/EJEE">http://www.iieta.org/Journals/EJEE</a>
13	International Journal of Sustainable Development and Planning	1743-7601 (Print); 1743-761X (Online)	Scopus, SCImago (SJR), Ei Geobase, EBSCOhost	<a href="http://www.iieta.org/Journals/IJSDP">http://www.iieta.org/Journals/IJSDP</a>
14	International Journal of Safety and Security Engineering	2041-9031 (Print); 2041-904X (Online)	Scopus, SCImago (SJR), Ei Geobase, EBSCOhost	<a href="http://www.iieta.org/Journals/IJSSE">http://www.iieta.org/Journals/IJSSE</a>
15	International Journal of Design & Nature and Ecodynamics	1755-7437 (Print); 1755-7445 (Online)	Scopus, SCImago (SJR), Ei Geobase, EBSCOhost	<a href="http://www.iieta.org/Journals/IJDNE">http://www.iieta.org/Journals/IJDNE</a>
16	Environmental and Earth Sciences Research Journal	2369-5668 (Print); 2369-5676 (Online)	Google Scholar, CNKI Scholar, EBSCOhost	<a href="http://www.iieta.org/Journals/EESRJ">http://www.iieta.org/Journals/EESRJ</a>
17	Review of Computer Engineering Studies	2369-0755 (Print);	Google Scholar, CNKI Scholar, EBSCOhost	<a href="http://www.iieta.org/Journals/RCES">http://www.iieta.org/Journals/RCES</a>

		2369-0763 (Online)		
18	Advances in Modelling and Analysis A	1258-5769	CrossRef, Google Scholar	<a href="http://www.iieta.org/Journals/AMA/AMA_A">http://www.iieta.org/Journals/AMA/AMA_A</a>
29	Advances in Modelling and Analysis B	1240-4543	CrossRef, Google Scholar	<a href="http://www.iieta.org/Journals/AMA/AMA_B">http://www.iieta.org/Journals/AMA/AMA_B</a>
20	Advances in Modelling and Analysis C	1240-4535	CrossRef, Google Scholar	<a href="http://www.iieta.org/Journals/AMA/AMA_C">http://www.iieta.org/Journals/AMA/AMA_C</a>
21	Advances in Modelling and Analysis D	1291-5211	CrossRef, Google Scholar	<a href="http://www.iieta.org/Journals/AMA/AMA_D">http://www.iieta.org/Journals/AMA/AMA_D</a>
22	Modelling, Measurement and Control A	1259-5985	CrossRef, Google Scholar	<a href="http://www.iieta.org/Journals/MMC/MMC_A">http://www.iieta.org/Journals/MMC/MMC_A</a>
23	Modelling, Measurement and Control B	1259-5969	CrossRef, Google Scholar	<a href="http://www.iieta.org/Journals/MMC/MMC_B">http://www.iieta.org/Journals/MMC/MMC_B</a>
24	Modelling, Measurement and Control C	1259-5977	CrossRef, Google Scholar	<a href="http://www.iieta.org/Journals/MMC/MMC_C">http://www.iieta.org/Journals/MMC/MMC_C</a>
25	Modelling, Measurement and Control D	1240-4551	CrossRef, Google Scholar	<a href="http://www.iieta.org/Journals/MMC/MMC_D">http://www.iieta.org/Journals/MMC/MMC_D</a>
26	Progress in Solar Energy and Engineering Systems		Published since 2018	<a href="http://www.iieta.org/Journals/PSEES">http://www.iieta.org/Journals/PSEES</a>

Kind regards,

## **IJSDP Editorial Board**

**International Journal of Sustainable Development and Planning**

<http://www.iieta.org/Journals/IJSDP>

**International Information and Engineering Technology Association (IIETA)**

<http://www.iieta.org/>

