

## LAMPIRAN 1: PENGANTAR KUESIONER

### Pengantar Kuesioner



### **PENGARUH *EXPERIENTIAL MARKETING* DAN KEPUASAN PELANGGAN TERHADAP LOYALITAS PELANGGAN (Studi kasus pada Semboro Minimarket, Desa Semboro Kec. Semboro Kab. Jember)**

Kepada Yth.

Sdr. Pelanggan Minimarket Semboro

di tempat

Berkaitan dengan kegiatan penelitian yang saya lakukan dengan judul “Pengaruh *Experiential Marketing* dan Kepuasan Pelanggan Terhadap Loyalitas Pelanggan (Studi Kasus Pada Semboro Minimarket, Desa Semboro, Kec. Semboro Kab. Jember)” sebagai salah satu syarat untuk memperoleh gelar Sarjana Ekonomi pada Universitas Muhammadiyah Jember, maka dengan ini saya mengharapkan bantuan saudara untuk mengisi daftar Pernyataan yang saya sertakan di bawah ini.

Agar memperoleh masukan yang berarti, saya berharap kuesioner ini diisi dengan keadaan yang sebenarnya. Semua sumber dan data yang diperoleh dijamin kerahasiaannya.

Atas perhatian dan bantuannya saya mengucapkan banyak terimakasih.

**Bella Kurnia Amanda**

## LAMPIRAN 2: PETUNJUK PENGISIAN KUESIONER

### Petunjuk Pengisian:

Berilah tanda *chek list* (√) pada jawaban yang dipilih.

1. Bila pendapat anda sangat setuju (SS)
2. Bila pendapat anda setuju (S)
3. Bila Kurang Setuju (KS)
4. Bila tidak setuju (TS)
5. Bila sangat tidak setuju (STS)

### Identitas responden

No Responden : .....

Tanggal Pengisian : .....

1. Usia : .....
2. Jenis kelamin : .....
3. Jumlah berkunjung : .....

### Keterangan :

Usia	Jenis Kelamin	Jumlah Berkunjung
a. 20-25 tahun	a. Laki-laki	a. 15-20 kali
b. 26-30 tahun	b. Perempuan	b. 21-25 kali
c. 31-35 tahun		c. 26-30 kali
d. 36-40 tahun		d. 31-35 kali
e. 41-45 tahun		e. > 35 kali
f. 46-50 tahun		
g. > 51 tahun		

### LAMPIRAN 3: KUESIONER PENELITIAN

Keterangan:

Berilah tanda cek list (√) pada jawaban yang dipilih.

1. Pendapat anda sangat setuju (SS)
2. Pendapat anda setuju (S)
3. Kurang Setuju (KS)
4. Pendapat anda tidak setuju (TS)
5. Pendapat anda sangat tidak setuju (STS)

#### 1. Experiential Marketing (X1)

No	Pernyataan	Pilihan Jawaban				
		STS	TS	KS	S	SS
1	Saya melihat <i>Design Interior</i> dan cara memasarkan produk di Minimarket Semboro Menarik					
2	Saya merasa pelayanan yang diberikan semboro minimarket sangat baik					
3	Menurut saya semboro minimarket memiliki tempat yang mudah untuk dijangkau					
4	Semboro minimarket memberikan produk sesuai dengan kebutuhan saya					

## 2. Kepuasan Pelanggan (X2)

No	Pernyataan	Pilihan Jawaban				
		STS	TS	KS	S	SS
1	Saya merasa nyaman saat berbelanja di minimarket semboro, karena perlengkapan yang lengkap serta memadai dan karyawan yang selalu ramah saat melayani					
2	Menurut saya, belanja di minimarket semboro membuat saya nyaman, karena pelayanan yang diberikan kepada pelanggan sangatlah baik dan cepat					
3	Saya merasa karyawan yang bekerja di minimarket semboro memiliki sikap yang baik, mereka selalu cepat dalam melayani dan membantu ketika pelanggan kebingungan dengan barang yang ingin di beli					
4	Saat saya berbelanja di minimarket semboro, saya tidak lagi ragu dengan barang yang ada di sana dan pelayanan serta kesopanan karyawan dapat dipercaya					

### 3. Loyalitas Pelanggan (Y)

No	Pernyataan	Pilihan Jawaban				
		STS	TS	KS	S	SS
1	Saya sering melakukan transaksi pada minimarket semboro karena saya puas dengan apa yang mereka jual juga dengan pelayanan					
2	Saya sering berbelanja di minimarket semboro karena merasa nyaman dan barang yang disediakan lengkap, sehingga saya selalu memenuhi kebutuhan saya disana					
3	Saya sering merekomendasikan kepada kawan, tetangga, dan saudara untuk berbelanja di minimarket semboro karena barang yang disediakan lengkap dan murah juga pelayanan yang baik					
4	Menurut saya, berlangganan di minimarket semboro tidak ada ruginya karena apa yang diberikan semboro minimarket sebanding dengan apa yang saya harapkan					

**LAMPIRAN 4: REKAPITULASI KUESIONER**

No	Usia	Jenis Kelamin	Jumlah Berkunjung
1	5	P	2
2	2	P	5
3	1	P	3
4	3	P	5
5	4	P	4
6	4	P	5
7	4	P	4
8	5	P	5
9	2	P	3
10	4	P	3
11	4	P	5
12	3	P	3
13	4	P	4
14	2	P	3
15	3	P	5
16	2	P	5
17	5	P	4
18	4	P	5
19	1	P	3
20	4	P	4
21	7	P	5
22	3	P	5
23	4	P	4
24	2	P	5
25	3	P	1
26	5	P	4
27	3	P	5
28	1	P	2
29	4	P	5
30	3	P	4
31	4	P	5
32	4	P	4
33	5	P	3
34	2	P	5
35	5	P	4
36	4	P	5
37	4	P	5
38	3	P	2
39	3	P	3
40	4	P	5
41	3	P	3
42	2	P	4
43	5	P	5
44	4	P	3
45	1	P	4
46	4	P	3
47	3	P	5
48	4	P	5
49	4	P	3
50	3	P	4
51	4	P	5
52	6	P	3
53	3	P	5
54	5	P	4
55	4	P	5
56	1	P	3
57	5	P	4
58	4	P	5
59	3	P	4
60	2	P	3
61	3	P	4
62	4	P	5
63	6	P	4
64	4	P	4
65	1	P	5
66	3	P	3
67	5	P	4
68	4	P	3
69	4	P	4
70	3	P	5
71	2	P	4
72	4	P	5

Sumber: Data Primer yang diolah 201

### Rekapitulasi Kuesioner

NO	X1.1	X1.2	X1.3	X1.4	X1	X2.1	X2.2	X2.3	X2.4	X2	Y.1	Y.2	Y.3	Y.4	Y
1	4	4	4	4	16	4	3	3	3	13	4	4	4	4	16
2	5	4	4	4	17	5	4	4	4	16	5	4	4	4	17
3	4	4	4	4	16	4	3	3	3	13	5	5	5	5	20
4	4	3	3	3	13	2	5	4	4	13	4	4	4	4	16
5	2	4	4	4	14	4	4	4	4	16	4	4	4	4	16
6	5	3	3	3	16	5	4	4	4	17	4	4	4	4	16
7	5	3	3	3	14	4	4	4	4	16	5	5	5	5	20
8	5	4	4	4	17	2	5	5	5	17	4	4	4	3	15
9	4	4	4	3	15	4	4	4	4	16	4	4	4	4	16
10	4	5	5	5	19	5	5	4	4	18	5	5	5	5	20
11	5	5	5	5	20	5	5	5	5	20	5	5	5	5	20
12	4	3	3	3	13	4	3	3	3	13	4	3	3	3	13
13	4	4	4	4	16	4	4	4	4	16	4	4	4	3	15
14	4	4	4	3	15	4	4	4	5	17	5	4	4	4	17
15	4	3	3	3	13	4	4	4	4	16	5	4	4	4	17
16	5	4	4	4	17	4	4	4	3	15	4	4	4	4	16
17	4	4	4	5	17	5	4	4	4	17	4	4	4	5	17
18	4	4	4	4	16	5	5	5	5	20	5	5	5	5	20
19	5	4	4	4	17	4	4	4	4	16	4	4	4	4	16
20	5	4	4	4	17	4	4	4	4	16	4	4	4	4	16
21	4	4	4	3	15	4	4	4	4	16	4	4	4	3	15
22	4	4	4	4	16	5	4	4	4	17	5	4	4	4	17
23	5	4	4	4	17	5	4	4	4	17	5	4	4	4	17
24	5	4	4	3	16	4	4	4	4	16	4	4	4	3	15
25	4	4	4	4	16	4	4	4	5	17	4	4	4	4	16
26	5	5	4	4	18	5	4	4	5	18	5	4	4	5	18
27	5	5	5	5	20	5	4	4	4	17	5	5	4	4	18
28	4	4	4	4	16	4	4	4	4	16	4	4	4	4	16
29	4	3	3	3	13	4	4	4	3	15	4	4	4	3	15
30	4	5	5	5	19	5	5	5	5	20	5	5	5	5	20
31	4	4	4	4	16	5	4	4	4	17	4	4	4	4	16
32	4	4	4	4	16	4	4	4	3	15	4	4	4	4	16
33	4	4	4	3	15	4	4	4	4	16	4	4	4	5	17
34	4	5	5	4	18	5	5	4	4	18	4	5	4	4	18
35	5	4	4	4	17	5	5	4	4	18	5	4	4	4	17
36	4	5	5	5	20	5	5	5	5	20	5	5	5	5	20
37	4	5	5	4	18	4	5	4	5	18	5	4	4	5	18
38	4	4	3	3	14	4	4	4	4	16	4	4	4	4	16
39	5	4	4	4	17	5	5	5	4	19	5	5	5	5	20
40	5	4	4	4	17	5	4	4	4	17	5	4	4	4	17
41	4	4	2	4	14	3	4	4	4	15	4	4	4	3	15
42	4	4	4	4	16	4	4	4	4	16	4	4	4	4	16
43	4	4	4	4	16	5	5	5	5	20	5	5	5	5	20
44	4	4	4	3	15	5	5	5	5	20	5	5	5	5	20
45	4	4	5	5	18	4	4	4	4	16	4	5	5	5	19
46	4	4	5	5	18	4	4	5	5	18	4	4	5	5	18
47	5	4	4	4	17	5	4	4	4	17	5	4	4	4	17
48	4	4	4	4	16	4	4	4	4	16	4	4	4	4	16
49	4	4	4	4	16	4	4	4	5	17	4	4	4	4	16
50	4	4	4	3	15	4	4	4	3	15	4	4	4	5	17
51	5	4	4	4	17	5	4	4	4	17	5	5	5	5	20
52	5	4	5	4	18	5	5	4	4	18	5	4	4	5	18
53	4	4	4	4	16	4	4	4	4	16	4	4	4	4	16
54	5	5	5	5	20	5	5	5	5	20	5	5	5	5	20
55	5	4	4	4	17	5	5	4	3	17	5	4	4	4	17
56	5	4	4	4	17	5	4	4	4	17	4	4	4	4	16
57	4	4	4	3	15	4	4	4	3	15	4	4	4	4	16
58	5	5	5	5	20	4	4	4	4	16	5	5	5	5	20
59	5	4	4	4	17	5	3	3	3	14	4	4	4	3	15
60	4	4	4	3	16	5	4	4	4	17	4	5	5	5	19
61	5	5	5	5	20	5	5	5	5	20	5	5	5	5	20
62	4	4	4	5	17	5	4	4	4	17	4	4	5	4	17
63	4	5	5	5	19	5	4	5	5	19	4	5	5	5	19
64	5	4	4	4	17	4	4	4	4	16	4	4	4	3	15
65	4	4	5	5	18	5	4	4	5	18	5	4	5	4	18
66	5	5	5	5	20	5	5	5	5	20	5	5	5	5	20
67	5	4	4	4	17	4	4	4	4	16	4	4	4	4	16
68	5	4	4	4	17	4	4	4	3	15	4	4	4	5	17
69	5	5	5	5	20	5	4	4	4	17	5	5	5	5	20
70	4	4	4	3	15	5	5	5	4	19	5	4	4	4	17
71	5	4	4	4	17	4	4	4	4	16	4	4	4	4	16
72	5	4	4	4	17	4	4	4	3	15	4	4	4	3	15

Sumber; Data primer yang diolah 2018



**LAMPIRAN 5: FREKUENSI PERNYATAAN RESPONDEN**

**1. Experiential Marketing (X1)**

**Statistics**

		X1.1	X1.2	X1.3	X1.4
N	Valid	72	72	72	72
	Missing	0	0	0	0

**X1.1**

		Frequency	Percent	Valid Percent	Cumulative Percent
Valid	2	1	1.4	1.4	1.4
	4	40	55.6	55.6	56.9
	5	31	43.1	43.1	100.0
	Total	72	100.0	100.0	

**X1.2**

		Frequency	Percent	Valid Percent	Cumulative Percent
Valid	3	6	8.3	8.3	8.3
	4	52	72.2	72.2	80.6
	5	14	19.4	19.4	100.0
	Total	72	100.0	100.0	

**X1.3**

		Frequency	Percent	Valid Percent	Cumulative Percent
Valid	2	1	1.4	1.4	1.4
	3	7	9.7	9.7	11.1
	4	47	65.3	65.3	76.4
	5	17	23.6	23.6	100.0
	Total	72	100.0	100.0	

**X1.4**

	Frequency	Percent	Valid Percent	Cumulative Percent
Valid 3	16	22.2	22.2	22.2
4	39	54.2	54.2	76.4
5	17	23.6	23.6	100.0
Total	72	100.0	100.0	

**2. Kepuasan Pelanggan (X2)****Statistics**

		X2.1	X2.2	X2.3	X2.4
N	Valid	72	72	72	72
	Missing	0	0	0	0

**X2.1**

	Frequency	Percent	Valid Percent	Cumulative Percent
Valid 2	2	2.8	2.8	2.8
3	1	1.4	1.4	4.2
4	35	48.6	48.6	52.8
5	34	47.2	47.2	100.0
Total	72	100.0	100.0	

**X2.2**

	Frequency	Percent	Valid Percent	Cumulative Percent
Valid 3	4	5.6	5.6	5.6
4	49	68.1	68.1	73.6
5	19	26.4	26.4	100.0
Total	72	100.0	100.0	

**X2.3**

	Frequency	Percent	Valid Percent	Cumulative Percent
Valid 3	4	5.6	5.6	5.6
Valid 4	54	75.0	75.0	80.6
Valid 5	14	19.4	19.4	100.0
Total	72	100.0	100.0	

**X2.4**

	Frequency	Percent	Valid Percent	Cumulative Percent
Valid 3	12	16.7	16.7	16.7
Valid 4	42	58.3	58.3	75.0
Valid 5	18	25.0	25.0	100.0
Total	72	100.0	100.0	

**3. Loyalitas Pelanggan (Y)****Statistics**

		Y.1	Y.2	Y.3	Y.4
N	Valid	72	72	72	72
	Missing	0	0	0	0

**Y.1**

	Frequency	Percent	Valid Percent	Cumulative Percent
Valid 4	41	56.9	56.9	56.9
Valid 5	31	43.1	43.1	100.0
Total	72	100.0	100.0	

**Y.2**

	Frequency	Percent	Valid Percent	Cumulative Percent
Valid 3	1	1.4	1.4	1.4
4	50	69.4	69.4	70.8
5	21	29.2	29.2	100.0
Total	72	100.0	100.0	

**Y.3**

	Frequency	Percent	Valid Percent	Cumulative Percent
Valid 3	1	1.4	1.4	1.4
4	49	68.1	68.1	69.4
5	22	30.6	30.6	100.0
Total	72	100.0	100.0	

**Y.4**

	Frequency	Percent	Valid Percent	Cumulative Percent
Valid 3	10	13.9	13.9	13.9
4	34	47.2	47.2	61.1
5	28	38.9	38.9	100.0
Total	72	100.0	100.0	

## LAMPIRAN 6: Uji Validitas

### 1. *Experiential Marketing (X1)*

		Correlations				
		X1.1	X1.2	X1.3	X1.4	X1
X1.1	Pearson Correlation	1	.132	.110	.202	.458**
	Sig. (2-tailed)		.271	.356	.089	.000
	N	72	72	72	72	72
X1.2	Pearson Correlation	.132	1	.796**	.593**	.836**
	Sig. (2-tailed)	.271		.000	.000	.000
	N	72	72	72	72	72
X1.3	Pearson Correlation	.110	.796**	1	.632**	.853**
	Sig. (2-tailed)	.356	.000		.000	.000
	N	72	72	72	72	72
X1.4	Pearson Correlation	.202	.593**	.632**	1	.827**
	Sig. (2-tailed)	.089	.000	.000		.000
	N	72	72	72	72	72
X1	Pearson Correlation	.458**	.836**	.853**	.827**	1
	Sig. (2-tailed)	.000	.000	.000	.000	
	N	72	72	72	72	72

\*\* . Correlation is significant at the 0.01 level (2-tailed).

## 2. Kepuasan Pelanggan (X2)

		Correlations				
		X2.1	X2.2	X2.3	X2.4	X2
X2.1	Pearson Correlation	1	.199	.218	.184	.610**
	Sig. (2-tailed)		.094	.066	.122	.000
	N	72	72	72	72	72
X2.2	Pearson Correlation	.199	1	.766**	.527**	.751**
	Sig. (2-tailed)	.094		.000	.000	.000
	N	72	72	72	72	72
X2.3	Pearson Correlation	.218	.766**	1	.685**	.838**
	Sig. (2-tailed)	.066	.000		.000	.000
	N	72	72	72	72	72
X2.4	Pearson Correlation	.184	.527**	.685**	1	.778**
	Sig. (2-tailed)	.122	.000	.000		.000
	N	72	72	72	72	72
X2	Pearson Correlation	.610**	.751**	.838**	.778**	1
	Sig. (2-tailed)	.000	.000	.000	.000	
	N	72	72	72	72	72

\*\* . Correlation is significant at the 0.01 level (2-tailed).

## 3. Loyalitas Pelanggan (Y)

		Correlations				
		Y.1	Y.2	Y.3	Y.4	Y
Y.1	Pearson Correlation	1	.492**	.461**	.463**	.708**
	Sig. (2-tailed)		.000	.000	.000	.000
	N	72	72	72	72	72
Y.2	Pearson Correlation	.492**	1	.850**	.682**	.891**
	Sig. (2-tailed)	.000		.000	.000	.000
	N	72	72	72	72	72
Y.3	Pearson Correlation	.461**	.850**	1	.662**	.876**
	Sig. (2-tailed)	.000	.000		.000	.000
	N	72	72	72	72	72
Y.4	Pearson Correlation	.463**	.682**	.662**	1	.869**
	Sig. (2-tailed)	.000	.000	.000		.000
	N	72	72	72	72	72
Y	Pearson Correlation	.708**	.891**	.876**	.869**	1
	Sig. (2-tailed)	.000	.000	.000	.000	
	N	72	72	72	72	72

\*\* . Correlation is significant at the 0.01 level (2-tailed).

## LAMPIRAN 7: Uji Reliabilitas

### 1. *Experiential Marketing* (X1)

**Case Processing Summary**

		N	%
Cases	Valid	72	100.0
	Excluded <sup>a</sup>	0	.0
Total		72	100.0

a. Listwise deletion based on all variables in the procedure.

**Reliability Statistics**

Cronbach's Alpha	N of Items
.735	4

### 2. *Kepuasan Pelanggan* (X2)

**Case Processing Summary**

		N	%
Cases	Valid	72	100.0
	Excluded <sup>a</sup>	0	.0
Total		72	100.0

a. Listwise deletion based on all variables in the procedure.

**Reliability Statistics**

Cronbach's Alpha	N of Items
.721	4

### 3. Loyalitas Pelanggan (Y)

**Case Processing Summary**

		N	%
Cases	Valid	72	100.0
	Excluded <sup>a</sup>	0	.0
	Total	72	100.0

a. Listwise deletion based on all variables in the procedure.

**Reliability Statistics**

Cronbach's Alpha	N of Items
.847	4



## LAMPIRAN 8: Hasil Uji Regresi, Uji Asumsi Klasik Dan Uji Hipotesis

### Regression

**Variables Entered/Removed<sup>a</sup>**

Model	Variables Entered	Variables Removed	Method
1	X2, X1 <sup>b</sup>	.	Enter

a. Dependent Variable: Y

b. All requested variables entered.

**Model Summary<sup>b</sup>**

Model	R	R Square	Adjusted R Square	Std. Error of the Estimate
1	.705 <sup>a</sup>	.497	.482	1.299

a. Predictors: (Constant), X2, X1

b. Dependent Variable: Y

**ANOVA<sup>a</sup>**

Model		Sum of Squares	df	Mean Square	F	Sig.
1	Regression	115.018	2	57.509	34.066	.000 <sup>b</sup>
	Residual	116.482	69	1.688		
	Total	231.500	71			

a. Dependent Variable: Y

b. Predictors: (Constant), X2, X1

**Coefficients<sup>a</sup>**

Model		Unstandardized Coefficients		Standardized Coefficients	t	Sig.	Collinearity Statistics	
		B	Std. Error	Beta			Tolerance	VIF
1	(Constant)	3.868	1.639		2.359	.021		
	X1	.291	.103	.291	2.829	.006	.689	1.450
	X2	.509	.105	.500	4.862	.000	.689	1.450

a. Dependent Variable: Y

**Coefficient Correlations<sup>a</sup>**

Model		X2	X1
1	Correlations	X2	1.000
		X1	-.557
	Covariances	X2	.011
		X1	-.006

a. Dependent Variable: Y

**Collinearity Diagnostics<sup>a</sup>**

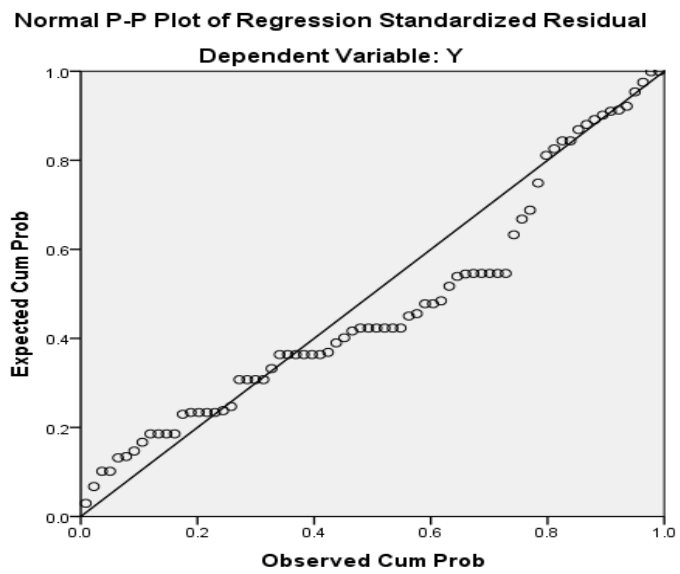
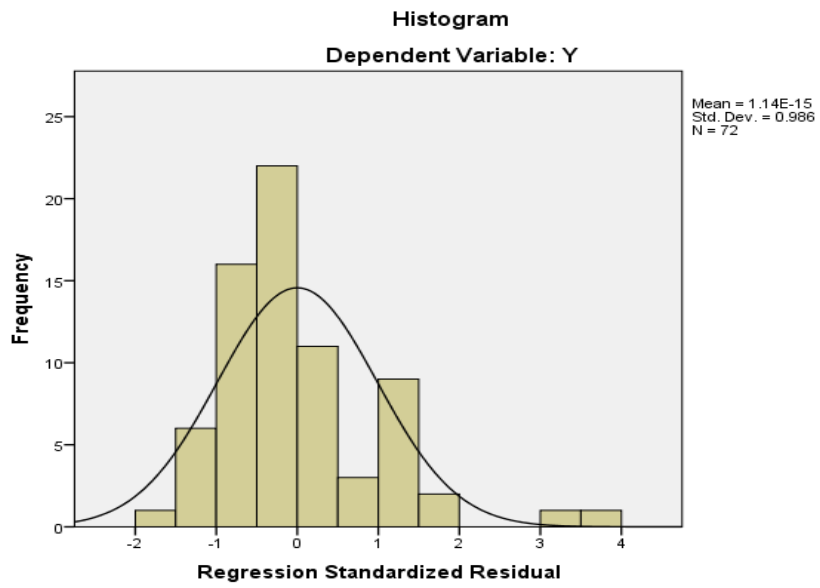
Model	Dimension	Eigenvalue	Condition Index	Variance Proportions		
				(Constant)	X1	X2
1	1	2.989	1.000	.00	.00	.00
	2	.006	22.592	.96	.38	.10
	3	.005	24.634	.04	.62	.90

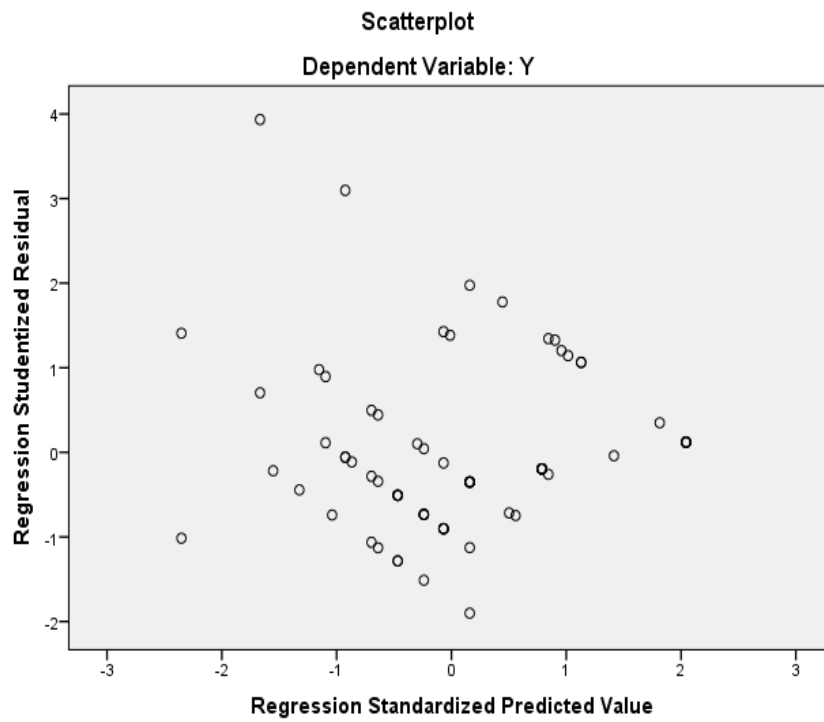
a. Dependent Variable: Y

**Residuals Statistics<sup>a</sup>**

	Minimum	Maximum	Mean	Std. Deviation	N
Predicted Value	14.26	19.85	17.25	1.273	72
Std. Predicted Value	-2.352	2.043	.000	1.000	72
Standard Error of Predicted Value	.156	.479	.250	.089	72
Adjusted Predicted Value	14.08	19.84	17.23	1.278	72
Residual	-2.453	4.872	.000	1.281	72
Std. Residual	-1.888	3.750	.000	.986	72
Stud. Residual	-1.902	3.935	.008	1.014	72
Deleted Residual	-2.489	5.365	.021	1.357	72
Stud. Deleted Residual	-1.939	4.435	.019	1.056	72
Mahal. Distance	.034	8.661	1.972	2.133	72
Cook's Distance	.000	.522	.020	.066	72
Centered Leverage Value	.000	.122	.028	.030	72

a. Dependent Variable: Y





**LAMPIRAN 9: Tabel r *Product Moment*, Tabel Distribusi F, dan Tabel Distribusi t**

<b>Tabel r product Moment (Sig = 0,05)</b>							
df	R	Df	R	df	r	df	r
1	0.9969	26	0.3739	51	0.2706	76	0.2227
2	0.9500	27	0.3673	52	0.2681	77	0.2213
3	0.8783	28	0.3610	53	0.2656	78	0.2199
4	0.8114	29	0.3550	54	0.2632	79	0.2165
5	0.7545	30	0.3494	55	0.2609	80	0.2162
6	0.7067	31	0.3440	56	0.2586	81	0.2159
7	0.6664	32	0.3388	57	0.2564	82	0.2146
8	0.6319	33	0.3388	58	0.2542	83	0.2133
9	0.6021	34	0.3291	59	0.2521	84	0.2120
10	0.5760	35	0.3246	60	0.2500	85	0.2108
11	0.5529	36	0.3202	61	0.2480	86	0.2096
12	0.5324	37	0.3160	62	0.2461	87	0.2084
13	0.5140	38	0.3120	63	0.2441	88	0.2072
14	0.4973	39	0.3081	64	0.2423	89	0.2061
15	0.4821	40	0.3044	65	0.2404	90	0.2050
16	0.4683	41	0.3008	66	0.2387	91	0.2039
17	0.4555	42	0.2973	67	0.2369	92	0.2028
18	0.4438	43	0.2940	68	0.2352	93	0.2017
19	0.4329	44	0.2907	69	0.2335	94	0.2006
20	0.4227	45	0.2876	70	0.2319	95	0.1996
21	0.4132	46	0.2845	71	0.2303	96	0.1986
22	0.4044	47	0.2816	72	0.2287	97	0.1975
23	0.3961	48	0.2787	73	0.2272	98	0.1966
24	0.3882	49	0.2759	74	0.2257	99	0.1956
25	0.3809	50	0.2732	75	0.2242	100	0.1946

Sumber: Data primer yang diolah 2018

Tabel Distribusi F										
	DF 1									
DF 2	1	2	3	4	5	6	7	8	9	10
1	161.4476	199.5000	215.7073	224.5833	230.1619	233.986	236.7684	238.8827	240.5433	241.8818
2	18.5128	19.0000	19.1643	19.2468	19.2964	19.3295	19.3532	19.371	19.3848	19.3959
3	10.1280	9.5521	9.2766	9.1172	9.0135	8.9406	8.8867	8.8452	8.8123	8.7855
4	7.7086	6.9443	6.5914	6.3882	6.2561	6.1631	6.0942	6.041	5.9988	5.9644
5	6.6079	5.7861	5.4095	5.1922	5.0503	4.9503	4.8759	4.8183	4.7725	4.7351
6	5.9874	5.1433	4.7571	4.5337	4.3874	4.2839	4.2067	4.1468	4.099	4.06
7	5.5914	4.7374	4.3468	4.1203	3.9715	3.866	3.787	3.7257	3.6767	3.6365
8	5.3177	4.4590	4.0662	3.8379	3.6875	3.5806	3.5005	3.4381	3.3881	3.3472
9	5.1174	4.2565	3.8625	3.6331	3.4817	3.3738	3.2927	3.2296	3.1789	3.1373
10	4.9646	4.1028	3.7083	3.4780	3.3258	3.2172	3.1355	3.0717	3.0204	2.9782
11	4.8443	3.9823	3.5874	3.3567	3.2039	3.0946	3.0123	2.948	2.8962	2.8536
12	4.7472	3.8853	3.4903	3.2592	3.1059	2.9961	2.9134	2.8486	2.7964	2.7534
13	4.6672	3.8056	3.4105	3.1791	3.0254	2.9153	2.8321	2.7669	2.7144	2.671
14	4.6001	3.7389	3.3439	3.1122	2.9582	2.8477	2.7642	2.6987	2.6458	2.6022
15	4.5431	3.6823	3.2874	3.0556	2.9013	2.7905	2.7066	2.6408	2.5876	2.5437
16	4.4940	3.6337	3.2389	3.0069	2.8524	2.7413	2.6572	2.5911	2.5377	2.4935
17	4.4513	3.5915	3.1968	2.9647	2.8100	2.6987	2.6143	2.548	2.4943	2.4499
18	4.4139	3.5546	3.1599	2.9277	2.7729	2.6613	2.5767	2.5102	2.4563	2.4117
19	4.3807	3.5219	3.1274	2.8951	2.7401	2.6283	2.5435	2.4768	2.4227	2.3779
20	4.3512	3.4928	3.0984	2.8661	2.7109	2.599	2.514	2.4471	2.3928	2.3479
21	4.3248	3.4668	3.0725	2.8401	2.6848	2.5727	2.4876	2.4205	2.366	2.321
22	4.3009	3.4434	3.0491	2.8167	2.6613	2.5491	2.4638	2.3965	2.3419	2.2967
23	4.2793	3.4221	3.0280	2.7955	2.6400	2.5277	2.4422	2.3748	2.3201	2.2747
24	4.2597	3.4028	3.0088	2.7763	2.6207	2.5082	2.4226	2.3551	2.3002	2.2547
25	4.2417	3.3852	2.9912	2.7587	2.6030	2.4904	2.4047	2.3371	2.2821	2.2365
26	4.2252	3.3690	2.9752	2.7426	2.5868	2.4741	2.3883	2.3205	2.2655	2.2197
27	4.2100	3.3541	2.9604	2.7278	2.5719	2.4591	2.3732	2.3053	2.2501	2.2043
28	4.1960	3.3404	2.9467	2.7141	2.5581	2.4453	2.3593	2.2913	2.236	2.19
29	4.1830	3.3277	2.9340	2.7014	2.5454	2.4324	2.3463	2.2783	2.2229	2.1768

30	4.1709	3.3158	2.9223	2.6896	2.5336	2.4205	2.3343	2.2662	2.2107	2.1646
31	4.1596	3.3048	2.9113	2.6787	2.5225	2.4094	2.3232	2.2549	2.1994	2.1532
32	4.1491	3.2945	2.9011	2.6684	2.5123	2.3991	2.3127	2.2444	2.1888	2.1425
33	4.1393	3.2849	2.8916	2.6589	2.5026	2.3894	2.303	2.2346	2.1789	2.1325
34	4.1300	3.2759	2.8826	2.6499	2.4936	2.3803	2.2938	2.2253	2.1696	2.1231
35	4.1213	3.2674	2.8742	2.6415	2.4851	2.3718	2.2852	2.2167	2.1608	2.1143
36	4.1132	3.2594	2.8663	2.6335	2.4772	2.3638	2.2771	2.2085	2.1526	2.1061
37	4.1055	3.2519	2.8588	2.6261	2.4696	2.3562	2.2695	2.2008	2.1449	2.0982
38	4.0982	3.2448	2.8517	2.6190	2.4625	2.349	2.2623	2.1936	2.1375	2.0909
39	4.0913	3.2381	2.8451	2.6123	2.4558	2.3423	2.2555	2.1867	2.1306	2.0839
40	4.0847	3.2317	2.8387	2.6060	2.4495	2.3359	2.249	2.1802	2.124	2.0772
41	4.0785	3.2257	2.8327	2.6000	2.4434	2.3298	2.2429	2.174	2.1178	2.071
42	4.0727	3.2199	2.8270	2.5943	2.4377	2.324	2.2371	2.1681	2.1119	2.065
43	4.0670	3.2145	2.8216	2.5888	2.4322	2.3185	2.2315	2.1625	2.1062	2.0593
44	4.0617	3.2093	2.8165	2.5837	2.4270	2.3133	2.2263	2.1572	2.1009	2.0539
45	4.0566	3.2043	2.8115	2.5787	2.4221	2.3083	2.2212	2.1521	2.0958	2.0487
46	4.0517	3.1996	2.8068	2.5740	2.4174	2.3035	2.2164	2.1473	2.0909	2.0438
47	4.0471	3.1951	2.8024	2.5695	2.4128	2.299	2.2118	2.1427	2.0862	2.0391
48	4.0427	3.1907	2.7981	2.5652	2.4085	2.2946	2.2074	2.1382	2.0817	2.0346
49	4.0384	3.1866	2.7939	2.5611	2.4044	2.2904	2.2032	2.134	2.0775	2.0303
50	4.0343	3.1826	2.7900	2.5572	2.4004	2.2864	2.1992	2.1299	2.0734	2.0261
51	4.0304	3.1788	2.7862	2.5534	2.3966	2.2826	2.1953	2.126	2.0694	2.0222
52	4.0266	3.1751	2.7826	2.5498	2.3930	2.2789	2.1916	2.1223	2.0656	2.0184
53	4.0230	3.1716	2.7791	2.5463	2.3894	2.2754	2.1881	2.1187	2.062	2.0147
54	4.0195	3.1682	2.7758	2.5429	2.3861	2.272	2.1846	2.1152	2.0585	2.0112
55	4.0162	3.1650	2.7725	2.5397	2.3828	2.2687	2.1813	2.1119	2.0552	2.0078
56	4.0130	3.1619	2.7694	2.5366	2.3797	2.2656	2.1782	2.1087	2.0519	2.0045
57	4.0099	3.1588	2.7664	2.5336	2.3767	2.2625	2.1751	2.1056	2.0488	2.0014
58	4.0069	3.1559	2.7636	2.5307	2.3738	2.2596	2.1721	2.1026	2.0458	1.9983
59	4.0040	3.1531	2.7608	2.5279	2.3710	2.2568	2.1693	2.0997	2.0429	1.9954
60	4.0012	3.1504	2.7581	2.5252	2.3683	2.2541	2.1665	2.097	2.0401	1.9926
61	3.9985	3.1478	2.7555	2.5226	2.3657	2.2514	2.1639	2.0943	2.0374	1.9899
62	3.9959	3.1453	2.7530	2.5201	2.3631	2.2489	2.1613	2.0917	2.0348	1.9872

63	3.9934	3.1428	2.7505	2.5177	2.3607	2.2464	2.1588	2.0892	2.0322	1.9847
64	3.9909	3.1404	2.7482	2.5153	2.3583	2.244	2.1564	2.0868	2.0298	1.9822
65	3.9886	3.1381	2.7459	2.5130	2.3560	2.2417	2.1541	2.0844	2.0274	1.9798
66	3.9863	3.1359	2.7437	2.5108	2.3538	2.2395	2.1518	2.0821	2.0251	1.9775
67	3.9840	3.1338	2.7416	2.5087	2.3517	2.2373	2.1497	2.0799	2.0229	1.9752
68	3.9819	3.1317	2.7395	2.5066	2.3496	2.2352	2.1475	2.0778	2.0207	1.973
69	3.9798	3.1296	2.7375	2.5046	2.3475	2.2332	2.1455	2.0757	2.0186	1.9709
70	3.9778	3.1277	2.7355	2.5027	2.3456	2.2312	2.1435	2.0737	2.0166	1.9689
71	3.9758	3.1258	2.7336	2.5008	2.3437	2.2293	2.1415	2.0717	2.0146	1.9669
72	3.9739	3.1239	2.7318	2.4989	2.3418	2.2274	2.1397	2.0698	2.0127	1.9649
73	3.9720	3.1221	2.7300	2.4971	2.3400	2.2256	2.1378	2.068	2.0108	1.9631
74	3.9702	3.1203	2.7283	2.4954	2.3383	2.2238	2.136	2.0662	2.009	1.9612
75	3.9685	3.1186	2.7266	2.4937	2.3366	2.2221	2.1343	2.0644	2.0073	1.9594
76	3.9668	3.1170	2.7249	2.4920	2.3349	2.2204	2.1326	2.0627	2.0055	1.9577
77	3.9651	3.1154	2.7233	2.4904	2.3333	2.2188	2.131	2.0611	2.0039	1.956
78	3.9635	3.1138	2.7218	2.4889	2.3317	2.2172	2.1294	2.0595	2.0022	1.9544
79	3.9619	3.1123	2.7203	2.4874	2.3302	2.2157	2.1278	2.0579	2.0007	1.9528
80	3.9604	3.1108	2.7188	2.4859	2.3287	2.2142	2.1263	2.0564	1.9991	1.9512
81	3.9589	3.1093	2.7173	2.4844	2.3273	2.2127	2.1248	2.0549	1.9976	1.9497
82	3.9574	3.1079	2.7159	2.4830	2.3259	2.2113	2.1234	2.0534	1.9961	1.9482
83	3.9560	3.1065	2.7146	2.4817	2.3245	2.2099	2.122	2.052	1.9947	1.9468
84	3.9546	3.1052	2.7132	2.4803	2.3231	2.2086	2.1206	2.0506	1.9933	1.9454
85	3.9532	3.1038	2.7119	2.4790	2.3218	2.2072	2.1193	2.0493	1.9919	1.944
86	3.9519	3.1026	2.7106	2.4777	2.3205	2.2059	2.118	2.048	1.9906	1.9426
87	3.9506	3.1013	2.7094	2.4765	2.3193	2.2047	2.1167	2.0467	1.9893	1.9413
88	3.9493	3.1001	2.7082	2.4753	2.3181	2.2034	2.1155	2.0454	1.988	1.94
89	3.9481	3.0989	2.7070	2.4741	2.3169	2.2022	2.1143	2.0442	1.9868	1.9388
90	3.9469	3.0977	2.7058	2.4729	2.3157	2.2011	2.1131	2.043	1.9856	1.9376
91	3.9457	3.0966	2.7047	2.4718	2.3145	2.1999	2.1119	2.0418	1.9844	1.9364
92	3.9445	3.0954	2.7036	2.4707	2.3134	2.1988	2.1108	2.0407	1.9833	1.9352
93	3.9434	3.0943	2.7025	2.4696	2.3123	2.1977	2.1097	2.0395	1.9821	1.9341
94	3.9423	3.0933	2.7014	2.4685	2.3113	2.1966	2.1086	2.0384	1.981	1.9329
95	3.9412	3.0922	2.7004	2.4675	2.3102	2.1955	2.1075	2.0374	1.9799	1.9318



<b>96</b>	<b>3.9402</b>	<b>3.0912</b>	<b>2.6994</b>	<b>2.4665</b>	<b>2.3092</b>	<b>2.1945</b>	<b>2.1065</b>	<b>2.0363</b>	<b>1.9789</b>	<b>1.9308</b>
<b>97</b>	<b>3.9391</b>	<b>3.0902</b>	<b>2.6984</b>	<b>2.4655</b>	<b>2.3082</b>	<b>2.1935</b>	<b>2.1054</b>	<b>2.0353</b>	<b>1.9778</b>	<b>1.9297</b>
<b>98</b>	<b>3.9381</b>	<b>3.0892</b>	<b>2.6974</b>	<b>2.4645</b>	<b>2.3072</b>	<b>2.1925</b>	<b>2.1044</b>	<b>2.0343</b>	<b>1.9768</b>	<b>1.9287</b>
<b>99</b>	<b>3.9371</b>	<b>3.0882</b>	<b>2.6965</b>	<b>2.4636</b>	<b>2.3063</b>	<b>2.1915</b>	<b>2.1035</b>	<b>2.0333</b>	<b>1.9758</b>	<b>1.9277</b>
<b>100</b>	<b>3.9361</b>	<b>3.0873</b>	<b>2.6955</b>	<b>2.4626</b>	<b>2.3053</b>	<b>2.1906</b>	<b>2.1025</b>	<b>2.0323</b>	<b>1.9748</b>	<b>1.9267</b>

Sumber: Data primer yang diolah 2018

<b>Tabel Distribusi t</b>			
<b>Df</b>	<b>0,1</b>	<b>0,05</b>	<b>0,025</b>
1	3.0777	6.3138	12.7062
2	1.8856	2.9200	4.3027
3	1.6377	2.3534	3.1824
4	1.5332	2.1318	2.7764
5	1.4759	2.0150	2.5706
6	1.4398	1.9432	2.4469
7	1.4149	1.8946	2.3646
8	1.3968	1.8595	2.3060
9	1.3830	1.8331	2.2622
10	1.3722	1.8125	2.2281
11	1.3634	1.7959	2.2010
12	1.3562	1.7823	2.1788
13	1.3502	1.7709	2.1604
14	1.3450	1.7613	2.1448
15	1.3406	1.7531	2.1314
16	1.3368	1.7459	2.1199
17	1.3334	1.7396	2.1098
18	1.3304	1.7341	2.1009
19	1.3277	1.7291	2.0930
20	1.3253	1.7247	2.0860
21	1.3232	1.7207	2.0796
22	1.3212	1.7171	2.0739
23	1.3195	1.7139	2.0687
24	1.3178	1.7109	2.0639
25	1.3163	1.7081	2.0595
26	1.3150	1.7056	2.0555
27	1.3137	1.7033	2.0518
28	1.3125	1.7011	2.0484
29	1.3114	1.6991	2.0452
30	1.3104	1.6973	2.0423
31	1.3095	1.6955	2.0395
32	1.3086	1.6939	2.0369
33	1.3077	1.6924	2.0345
34	1.3070	1.6909	2.0322
35	1.3062	1.6896	2.0301
36	1.3055	1.6883	2.0281
37	1.3049	1.6871	2.0262
38	1.3042	1.6860	2.0244
39	1.3036	1.6849	2.0227
40	1.3031	1.6839	2.0211
41	1.3025	1.6829	2.0195
42	1.3020	1.6820	2.0181
43	1.3016	1.6811	2.0167
44	1.3011	1.6802	2.0154
45	1.3006	1.6794	2.0141
46	1.3002	1.6787	2.0129

47	1.2998	1.6779	2.0117
48	1.2994	1.6772	2.0106
49	1.2991	1.6766	2.0096
50	1.2987	1.6759	2.0086
51	1.2984	1.6753	2.0076
52	1.2980	1.6747	2.0066
53	1.2977	1.6741	2.0057
54	1.2974	1.6736	2.0049
55	1.2971	1.6730	2.0040
56	1.2969	1.6725	2.0032
57	1.2966	1.6720	2.0025
58	1.2963	1.6716	2.0017
59	1.2961	1.6711	2.0010
60	1.2958	1.6706	2.0003
61	1.2956	1.6702	1.9996
62	1.2954	1.6698	1.9990
63	1.2951	1.6694	1.9983
64	1.2949	1.6690	1.9977
65	1.2947	1.6686	1.9971
66	1.2945	1.6683	1.9966
67	1.2943	1.6679	1.9960
68	1.2941	1.6676	1.9955
69	1.2939	1.6672	1.9949
70	1.2938	1.6669	1.9944
71	1.2936	1.6666	1.9939
72	1.2934	1.6663	1.9935
73	1.2933	1.6660	1.9930
74	1.2931	1.6657	1.9925
75	1.2929	1.6654	1.9921
76	1.2928	1.6652	1.9917
77	1.2926	1.6649	1.9913
78	1.2925	1.6646	1.9908
79	1.2924	1.6644	1.9905
80	1.2922	1.6641	1.9901
81	1.2921	1.6639	1.9897
82	1.2920	1.6636	1.9893
83	1.2918	1.6634	1.9890
84	1.2917	1.6632	1.9886
85	1.2916	1.6630	1.9883
86	1.2915	1.6628	1.9879
87	1.2914	1.6626	1.9876
88	1.2912	1.6624	1.9873
89	1.2911	1.6622	1.987
90	1.291	1.662	1.9867
91	1.2909	1.6618	1.9864
92	1.2908	1.6616	1.9861
93	1.2907	1.6614	1.9858
94	1.2906	1.6612	1.9855

<b>95</b>	<b>1.2905</b>	<b>1.6611</b>	<b>1.9853</b>
<b>96</b>	<b>1.2904</b>	<b>1.6609</b>	<b>1.985</b>
<b>97</b>	<b>1.2903</b>	<b>1.6607</b>	<b>1.9847</b>
<b>98</b>	<b>1.2902</b>	<b>1.6606</b>	<b>1.9845</b>
<b>99</b>	<b>1.2902</b>	<b>1.6604</b>	<b>1.9842</b>
<b>100</b>	<b>1.2901</b>	<b>1.6602</b>	<b>1.984</b>

Sumber: Data primer yang diolah 2018

**LAMPIRAN 10 : DOKUMENTASI PENELITIAN**

