

**LAMPIRAN I:**  
**Pengantar Kuesioner,**  
**Petunjuk Pengisian,**  
**Kuesioner Penelitian,**  
**Tabulasi Data Kuesioner**

The image features a large, bold, black text centered on a white background. The text is arranged in five lines, starting with 'LAMPIRAN I:' followed by four lines of descriptive text: 'Pengantar Kuesioner,', 'Petunjuk Pengisian,', 'Kuesioner Penelitian,', and 'Tabulasi Data Kuesioner'. In the background, there is a faint, light gray watermark of the Universitas Jember logo, which is a shield-shaped emblem with a sunburst in the center and the text 'UNIVERSITAS JEMBER' around it.

## Pengantar Kuesioner



### **ANALISIS PRAKTEK TAM (*TECHNOLOGY ACCEPTANCE MODEL*) DALAM MENDUKUNG BISNIS *ONLINE* DENGAN MENGGUNAKAN JEJARING SOSIAL *FACEBOOK***

Kepada Yth.  
Sdr. Pengguna *Facebook*  
di tempat

Berkaitan dengan kegiatan penelitian yang saya lakukan dengan judul “Analisis Praktek Tam (*Technology Acceptance Model*) Dalam Mendukung Bisnis *Online* Dengan Menggunakan Jejaring Sosial *Facebook*” sebagai salah satu syarat untuk memperoleh gelar Sarjana Ekonomi pada Universitas Muhammadiyah Jember, maka dengan ini saya mengharapkan bantuan saudara untuk mengisi daftar pertanyaan yang saya sertakan di bawah ini.

Agar memperoleh masukan yang berarti, saya berharap rotisioner ini diisi dengan keadaan yang sebenarnya. Semua sumber dan data yang diperoleh dijamin kerahasiaannya.

Atas perhatian dan bantuannya saya mengucapkan banyak terima kasih.

**FIKBAR NANDITO ROHAR**  
**NIM 15.1041.1235**


**Petunjuk Pengisian:**

Berilah tanda *chek list* (√) pada jawaban yang dipilih.

1. Bila pendapat anda sangat setuju (SS)
2. Bila pendapat anda setuju (S)
3. Bila kurang setuju (KS)
4. Bila tidak setuju (TS)
5. Bila sangat tidak setuju (STS)

Identitas responden

1. Usia : .....
2. Jenis Kelamin : .....
3. Lama Mejadi Pelaku Bisnis *Online Facebook* : .....
4. Pendidikan : .....



### (X1) Persepsi Manfaat

No	Pernyataan	Pilihan Jawaban				
		STS	TS	KS	S	SS
1	Belanja <i>online</i> melalui <i>Facebook</i> tidak menyita waktu dan tidak mengganggu pekerjaan utama saya sehingga dapat meningkatkan prestasi dan produktivitas kerja.					
2	Belanja <i>online</i> melalui <i>Facebook</i> sangat bermanfaat karena dapat menghemat waktu					
3	Belanja <i>online</i> melalui <i>Facebook</i> sangat bermanfaat karena menghemat biaya					
4	Dengan menggunakan <i>Facebook</i> membuat saya bisa lebih cepat mendapatkan informasi barang-barang terbaru yang saya butuhkan					
5	Belanja <i>online</i> melalui <i>Facebook</i> sangat terpercaya, mudah dan asik					

### (X2) Persepsi Kemudahan

No	Pernyataan	Pilihan Jawaban				
		STS	TS	KS	S	SS
1	Fitur <i>Facebook</i> lebih mudah dipelajari dibandingkan media sosial lainnya					
2	Paparan menu di <i>Facebook</i> mudah dipahami					
3	<i>Facebook</i> bersifat fleksibel dan mudah diakses sehingga saya bisa melakukan transaksi belanja <i>online</i> dimana saja dan kapan saja					
4	<i>Facebook</i> dapat meningkatkan kemahiran dalam melakukan belanja <i>online</i> .					
5	<i>Facebook</i> dapat meningkatkan pengetahuan akan teknologi.					

### (Y) Keputusan Pembelian

No	Pernyataan	Pilihan Jawaban				
		STS	TS	KS	S	SS
1	Saya membeli <i>online</i> karena ada kebutuhan dan keinginan					
2	Saya membeli setelah mencari informasi dari sumber yang berkaitan					
3	Saya membeli setelah melakukan seleksi terhadap berbagai informasi alternatif					
4	Membeli karena prosesnya yang mudah dan menghemat waktu					
5	Saya suka berbelanja <i>online</i>					

No	X1.1	X1.2	X1.3	X1.4	X1.5	X1	X2.1	X2.2	X2.3	X2.4	X2.5	X2	Y.1	Y.2	Y.3	Y.4	Y.5	Y
1	5	5	5	5	4	24	4	5	4	5	5	23	5	5	5	5	4	24
2	4	4	4	5	4	21	4	4	4	4	5	21	5	4	4	5	4	22
3	4	4	4	5	4	21	4	4	5	4	5	22	4	4	4	5	5	22
4	4	4	4	5	5	22	5	5	4	4	5	23	5	5	5	4	4	23
5	4	4	3	3	4	18	4	4	4	3	3	18	3	3	4	4	4	18
6	5	5	5	5	5	25	4	4	5	5	4	22	5	4	5	4	4	22
7	5	5	5	4	4	23	4	4	4	4	5	21	4	4	4	4	5	21
8	5	4	4	4	4	21	5	4	4	4	4	21	4	4	5	4	4	21
9	3	4	4	4	4	19	4	3	4	4	4	19	4	4	4	3	4	19
10	5	5	5	4	5	24	4	4	4	4	5	21	4	4	5	5	5	23
11	5	5	5	4	4	23	4	5	5	4	5	23	5	5	5	4	5	24
12	4	4	4	4	5	21	4	5	4	5	3	21	5	4	5	4	4	22
13	4	4	4	4	4	20	4	4	4	4	5	21	5	5	4	4	4	22
14	4	5	5	5	5	24	5	4	4	4	5	22	5	5	5	5	4	24
15	4	4	3	3	4	18	3	3	4	3	4	17	3	4	4	4	3	18
16	5	4	5	5	4	23	5	4	4	4	5	22	5	5	5	4	5	24
17	5	4	5	4	5	23	4	5	5	5	5	24	5	5	4	5	5	24
18	3	3	3	4	3	16	4	3	3	3	4	17	3	4	4	4	3	18
19	5	5	4	5	5	24	5	5	5	4	4	23	4	4	5	5	4	22
20	4	4	4	4	5	21	4	4	4	4	4	20	4	4	5	5	4	22
21	5	4	5	5	5	24	4	4	4	4	5	21	4	5	5	5	5	24
22	4	5	4	4	4	21	5	5	5	5	5	25	4	4	4	5	5	22
23	4	3	3	3	3	16	3	3	4	4	3	17	4	4	3	3	3	17
24	4	4	4	5	4	21	4	5	5	5	4	23	5	5	4	4	5	23
25	4	3	3	3	3	16	3	2	3	3	3	14	2	3	2	3	3	13
26	4	4	4	5	4	21	4	4	4	4	4	20	4	4	5	4	5	22
27	4	5	4	4	4	21	4	5	5	4	4	22	4	4	4	4	4	20
28	5	4	4	4	4	21	4	5	4	4	4	21	5	5	4	4	4	22
29	5	5	5	4	5	24	4	4	4	4	4	20	5	5	4	4	4	22
30	5	5	5	4	5	24	5	4	4	5	5	23	5	4	4	5	4	22
31	3	3	3	4	3	16	4	4	3	3	3	17	3	3	3	4	4	17
32	4	4	4	4	4	20	5	4	4	4	5	22	4	4	4	4	5	21
33	4	5	4	4	4	21	4	5	5	4	4	22	4	4	4	4	4	20
34	5	4	4	4	4	21	4	5	4	4	4	21	5	5	4	4	4	22
35	5	5	5	4	5	24	4	4	4	4	4	20	5	5	4	4	4	22
36	5	5	5	4	5	24	5	4	4	5	5	23	5	4	4	5	4	22
37	3	3	3	4	3	16	4	4	3	3	3	17	3	3	3	4	4	17
38	4	4	4	4	4	20	5	4	4	4	5	22	4	4	4	4	5	21
39	4	4	4	4	4	20	5	4	4	4	5	22	4	4	4	4	5	21
40	4	5	4	4	4	21	4	5	5	4	4	22	4	4	4	4	4	20
41	5	4	4	4	4	21	4	5	4	4	4	21	5	5	4	4	4	22
42	5	5	5	4	5	24	4	4	4	4	4	20	5	5	4	4	4	22
43	5	5	5	4	5	24	5	4	4	5	5	23	5	4	4	5	4	22
44	3	3	3	4	3	16	4	4	3	3	3	17	3	3	3	4	4	17
45	4	4	4	4	4	20	5	4	4	4	5	22	4	4	4	4	5	21
46	5	5	5	5	4	24	4	5	4	5	5	23	5	5	5	5	4	24
47	4	4	4	5	4	21	4	4	4	4	5	21	5	4	4	5	4	22
48	4	4	4	5	4	21	4	4	5	4	5	22	4	4	4	5	5	22
49	4	4	4	5	5	22	5	5	4	4	5	23	5	5	5	4	4	23
50	4	4	3	3	4	18	4	4	4	3	3	18	3	3	4	4	4	18
51	5	5	5	5	5	25	4	4	5	5	4	22	5	4	5	4	4	22
52	5	5	5	4	4	23	4	4	4	4	5	21	4	4	4	4	5	21
53	5	4	4	4	4	21	5	4	4	4	4	21	4	4	5	4	4	21
54	3	4	4	4	4	19	4	3	4	4	4	19	4	4	4	3	4	19
55	5	5	5	4	5	24	4	4	4	4	5	21	4	4	5	5	5	23
56	5	5	5	4	4	23	4	5	5	4	5	23	5	5	5	4	5	24
57	4	4	4	4	5	21	4	5	4	4	3	21	5	4	5	4	4	22
58	4	4	4	4	4	20	4	4	4	4	5	21	5	5	4	4	4	22
59	4	5	5	5	5	24	5	4	4	4	5	22	5	5	5	5	4	24
60	4	4	3	3	4	18	3	3	4	3	4	17	3	4	4	4	3	18
61	5	4	5	5	4	23	5	4	4	4	5	22	5	5	5	4	5	24
62	5	4	5	4	5	23	4	5	5	5	5	24	5	5	4	5	5	24
63	3	3	3	4	3	16	4	3	3	3	4	17	3	4	4	4	3	18
64	5	5	4	5	5	24	5	5	5	4	4	23	4	4	5	5	4	22
65	4	4	4	4	5	21	4	4	4	4	4	20	4	4	5	5	4	22
66	5	4	5	5	5	24	4	4	4	4	5	21	4	5	5	5	5	24
67	4	5	4	4	4	21	5	5	5	5	5	25	4	4	4	5	5	22
68	4	3	3	3	3	16	3	3	4	4	3	17	4	4	3	3	3	17
69	4	4	4	5	4	21	4	5	5	5	4	23	5	5	4	4	5	23
70	4	3	3	3	3	16	3	2	3	3	3	14	2	3	2	3	3	13
71	4	4	4	5	4	21	4	4	4	4	4	20	4	4	5	4	5	22
72	4	5	4	4	4	21	4	5	5	4	4	22	4	4	4	4	4	20
73	5	4	4	4	4	21	4	5	4	4	4	21	5	5	4	4	4	22
74	5	5	5	4	5	24	4	4	4	4	4	20	5	5	4	4	4	22
75	5	5	5	4	5	24	5	4	4	5	5	23	5	4	4	5	4	22

Sumber: Data Primer Yang Di Olah 2019



**LAMPIRAN II:**  
**Frekuensi Pernyataan**  
**Responden**

## Frekuensi Pernyataan Responden PERSEPSI MANFAAT (X1)

### Statistics

		X1.1	X1.2	X1.3	X1.4	X1.5
N	Valid	75	75	75	75	75
	Missing	0	0	0	0	0

### X1.1

		Frequency	Percent	Valid Percent	Cumulative Percent
Valid	3	7	9.3	9.3	9.3
	4	36	48.0	48.0	57.3
	5	32	42.7	42.7	100.0
	Total	75	100.0	100.0	

### X1.2

		Frequency	Percent	Valid Percent	Cumulative Percent
Valid	3	9	12.0	12.0	12.0
	4	38	50.7	50.7	62.7
	5	28	37.3	37.3	100.0
	Total	75	100.0	100.0	

### X1.3

		Frequency	Percent	Valid Percent	Cumulative Percent
Valid	3	13	17.3	17.3	17.3
	4	36	48.0	48.0	65.3
	5	26	34.7	34.7	100.0
	Total	75	100.0	100.0	

### X1.4

		Frequency	Percent	Valid Percent	Cumulative Percent
Valid	3	8	10.7	10.7	10.7
	4	45	60.0	60.0	70.7
	5	22	29.3	29.3	100.0
	Total	75	100.0	100.0	

### X1.5

		Frequency	Percent	Valid Percent	Cumulative Percent
Valid	3	9	12.0	12.0	12.0
	4	40	53.3	53.3	65.3
	5	26	34.7	34.7	100.0
	Total	75	100.0	100.0	

## PERSEPSI KEMUDAHAN (X2)

### Statistics

		X2.1	X2.2	X2.3	X2.4	X2.5
N	Valid	75	75	75	75	75
	Missing	0	0	0	0	0

### X2.1

		Frequency	Percent	Valid Percent	Cumulative Percent
Valid	3	6	8.0	8.0	8.0
	4	49	65.3	65.3	73.3
	5	20	26.7	26.7	100.0
	Total	75	100.0	100.0	

### X2.2

		Frequency	Percent	Valid Percent	Cumulative Percent
Valid	2	2	2.7	2.7	2.7
	3	8	10.7	10.7	13.3
	4	41	54.7	54.7	68.0
	5	24	32.0	32.0	100.0
	Total	75	100.0	100.0	

### X2.3

		Frequency	Percent	Valid Percent	Cumulative Percent
Valid	3	7	9.3	9.3	9.3
	4	50	66.7	66.7	76.0
	5	18	24.0	24.0	100.0
	Total	75	100.0	100.0	

### X2.4

		Frequency	Percent	Valid Percent	Cumulative Percent
Valid	3	11	14.7	14.7	14.7
	4	48	64.0	64.0	78.7
	5	16	21.3	21.3	100.0
	Total	75	100.0	100.0	

### X2.5

		Frequency	Percent	Valid Percent	Cumulative Percent
Valid	3	11	14.7	14.7	14.7
	4	30	40.0	40.0	54.7
	5	34	45.3	45.3	100.0
	Total	75	100.0	100.0	



## KEPUTUSAN PEMBELIAN (Y)

### Statistics

		Y.1	Y.2	Y.3	Y.4	Y.5
N	Valid	75	75	75	75	75
	Missing	0	0	0	0	0

#### Y.1

		Frequency	Percent	Valid Percent	Cumulative Percent
Valid	2	2	2.7	2.7	2.7
	3	9	12.0	12.0	14.7
	4	30	40.0	40.0	54.7
	5	34	45.3	45.3	100.0
	Total	75	100.0	100.0	

#### Y.2

		Frequency	Percent	Valid Percent	Cumulative Percent
Valid	3	7	9.3	9.3	9.3
	4	42	56.0	56.0	65.3
	5	26	34.7	34.7	100.0
	Total	75	100.0	100.0	

#### Y.3

		Frequency	Percent	Valid Percent	Cumulative Percent
Valid	2	2	2.7	2.7	2.7
	3	5	6.7	6.7	9.3
	4	42	56.0	56.0	65.3
	5	26	34.7	34.7	100.0
	Total	75	100.0	100.0	

#### Y.4

		Frequency	Percent	Valid Percent	Cumulative Percent
Valid	3	6	8.0	8.0	8.0
	4	45	60.0	60.0	68.0
	5	24	32.0	32.0	100.0
	Total	75	100.0	100.0	

#### Y.5

		Frequency	Percent	Valid Percent	Cumulative Percent
Valid	3	8	10.7	10.7	10.7
	4	43	57.3	57.3	68.0
	5	24	32.0	32.0	100.0
	Total	75	100.0	100.0	

# **LAMPIRAN III: Hasil Uji Validitas**



## Persepsi Manfaat (X1)

### Correlations

		X1.1	X1.2	X1.3	X1.4	X1.5	X1
X1.1	Pearson Correlation	1	.594**	.735**	.184	.561**	.780**
	Sig. (2-tailed)		.000	.000	.114	.000	.000
	N	75	75	75	75	75	75
X1.2	Pearson Correlation	.594**	1	.747**	.285*	.654**	.833**
	Sig. (2-tailed)	.000		.000	.013	.000	.000
	N	75	75	75	75	75	75
X1.3	Pearson Correlation	.735**	.747**	1	.491**	.711**	.934**
	Sig. (2-tailed)	.000	.000		.000	.000	.000
	N	75	75	75	75	75	75
X1.4	Pearson Correlation	.184	.285*	.491**	1	.371**	.577**
	Sig. (2-tailed)	.114	.013	.000		.001	.000
	N	75	75	75	75	75	75
X1.5	Pearson Correlation	.561**	.654**	.711**	.371**	1	.833**
	Sig. (2-tailed)	.000	.000	.000	.001		.000
	N	75	75	75	75	75	75
X1	Pearson Correlation	.780**	.833**	.934**	.577**	.833**	1
	Sig. (2-tailed)	.000	.000	.000	.000	.000	
	N	75	75	75	75	75	75

\*\* . Correlation is significant at the 0.01 level (2-tailed).

\* . Correlation is significant at the 0.05 level (2-tailed).

## Persepsi Kemudahan (X2)

### Correlations

		X2.1	X2.2	X2.3	X2.4	X2.5	X2
X2.1	Pearson Correlation	1	.394**	.169	.363**	.527**	.663**
	Sig. (2-tailed)		.000	.148	.001	.000	.000
	N	75	75	75	75	75	75
X2.2	Pearson Correlation	.394**	1	.611**	.540**	.271*	.778**
	Sig. (2-tailed)	.000		.000	.000	.018	.000
	N	75	75	75	75	75	75
X2.3	Pearson Correlation	.169	.611**	1	.571**	.323**	.721**
	Sig. (2-tailed)	.148	.000		.000	.005	.000
	N	75	75	75	75	75	75
X2.4	Pearson Correlation	.363**	.540**	.571**	1	.423**	.784**
	Sig. (2-tailed)	.001	.000	.000		.000	.000
	N	75	75	75	75	75	75
X2.5	Pearson Correlation	.527**	.271*	.323**	.423**	1	.710**
	Sig. (2-tailed)	.000	.018	.005	.000		.000
	N	75	75	75	75	75	75
X2	Pearson Correlation	.663**	.778**	.721**	.784**	.710**	1
	Sig. (2-tailed)	.000	.000	.000	.000	.000	
	N	75	75	75	75	75	75

\*\* . Correlation is significant at the 0.01 level (2-tailed).

\* . Correlation is significant at the 0.05 level (2-tailed).

## Keputusan Pembelian (Y)

### Correlations

		Y.1	Y.2	Y.3	Y.4	Y.5	Y
Y.1	Pearson Correlation	1	.776**	.508**	.322**	.321**	.827**
	Sig. (2-tailed)		.000	.000	.005	.005	.000
	N	75	75	75	75	75	75
Y.2	Pearson Correlation	.776**	1	.467**	.202	.280*	.760**
	Sig. (2-tailed)	.000		.000	.082	.015	.000
	N	75	75	75	75	75	75
Y.3	Pearson Correlation	.508**	.467**	1	.463**	.390**	.782**
	Sig. (2-tailed)	.000	.000		.000	.001	.000
	N	75	75	75	75	75	75
Y.4	Pearson Correlation	.322**	.202	.463**	1	.375**	.628**
	Sig. (2-tailed)	.005	.082	.000		.001	.000
	N	75	75	75	75	75	75
Y.5	Pearson Correlation	.321**	.280*	.390**	.375**	1	.635**
	Sig. (2-tailed)	.005	.015	.001	.001		.000
	N	75	75	75	75	75	75
Y	Pearson Correlation	.827**	.760**	.782**	.628**	.635**	1
	Sig. (2-tailed)	.000	.000	.000	.000	.000	
	N	75	75	75	75	75	75

\*\* . Correlation is significant at the 0.01 level (2-tailed).

\* . Correlation is significant at the 0.05 level (2-tailed).



# **LAMPIRAN IV: Hasil Uji Reliabilitas**



## Persepsi Manfaat (X1)

### Case Processing Summary

		N	%
Cases	Valid	75	100.0
	Excluded <sup>a</sup>	0	.0
	Total	75	100.0

a. Listwise deletion based on all variables in the procedure.

### Reliability Statistics

Cronbach's Alpha	N of Items
.855	5

## Persepsi Kemudahan (X2)

### Case Processing Summary

		N	%
Cases	Valid	75	100.0
	Excluded <sup>a</sup>	0	.0
	Total	75	100.0

a. Listwise deletion based on all variables in the procedure.

### Reliability Statistics

Cronbach's Alpha	N of Items
.779	5

## Keputusan Pembelian (Y)

### Case Processing Summary

		N	%
Cases	Valid	75	100.0
	Excluded <sup>a</sup>	0	.0
	Total	75	100.0

a. Listwise deletion based on all variables in the procedure.

### Reliability Statistics

Cronbach's Alpha	N of Items
.780	5

**LAMPIRAN V:**  
**Hasil Uji Uji Regresi, Uji**  
**Asumsi Klasik Dan Uji**  
**Hipotesis**



**Variables Entered/Removed<sup>a</sup>**

Model	Variables Entered	Variables Removed	Method
1	X2, X1 <sup>b</sup>	.	Enter

a. Dependent Variable: Y

b. All requested variables entered.

**Model Summary<sup>b</sup>**

Model	R	R Square	Adjusted R Square	Std. Error of the Estimate
1	.903 <sup>a</sup>	.815	.809	1.055

a. Predictors: (Constant), X2, X1

b. Dependent Variable: Y

**ANOVA<sup>a</sup>**

Model		Sum of Squares	df	Mean Square	F	Sig.
1	Regression	352.392	2	176.196	158.192	.000 <sup>b</sup>
	Residual	80.194	72	1.114		
	Total	432.587	74			

a. Dependent Variable: Y

b. Predictors: (Constant), X2, X1

**Coefficients<sup>a</sup>**

Model		Unstandardized Coefficients		Standardized Coefficients	t	Sig.	Collinearity Statistics	
		B	Std. Error	Beta			Tolerance	VIF
1	(Constant)	1.224	1.141		1.073	.287		
	X1	.447	.072	.481	6.237	.000	.433	2.312
	X2	.504	.081	.483	6.257	.000	.433	2.312

a. Dependent Variable: Y

**Coefficient Correlations<sup>a</sup>**

Model		X2	X1
1	Correlations	X2	1.000
		X1	-.753
	Covariances	X2	.006
		X1	-.004

a. Dependent Variable: Y

**Collinearity Diagnostics<sup>a</sup>**

Model	Dimension	Eigenvalue	Condition Index	Variance Proportions		
				(Constant)	X1	X2
1	1	2.989	1.000	.00	.00	.00
	2	.008	19.404	.93	.22	.05
	3	.003	30.513	.07	.78	.95

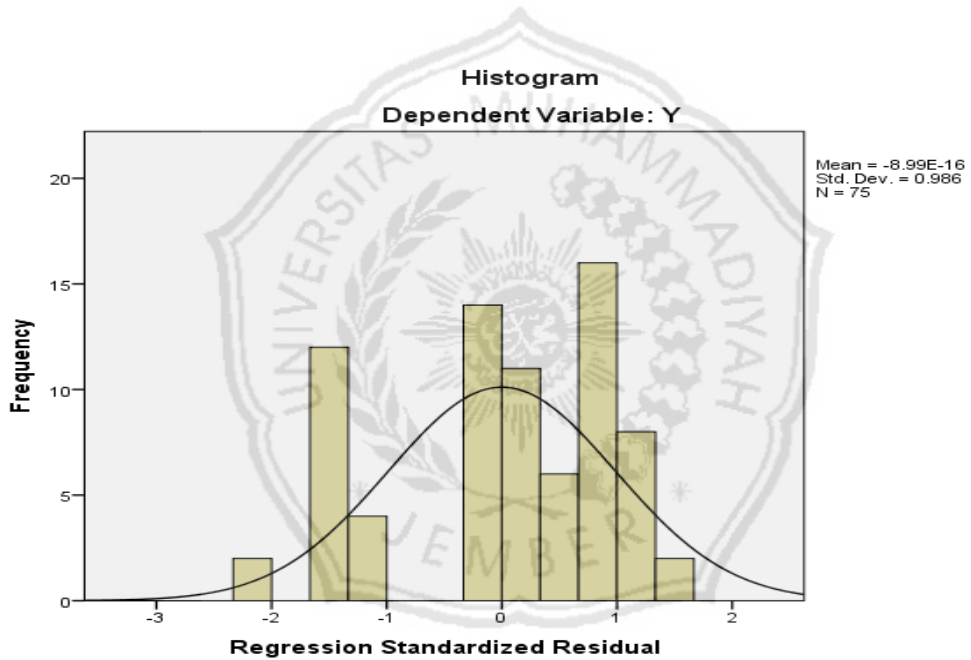
a. Dependent Variable: Y



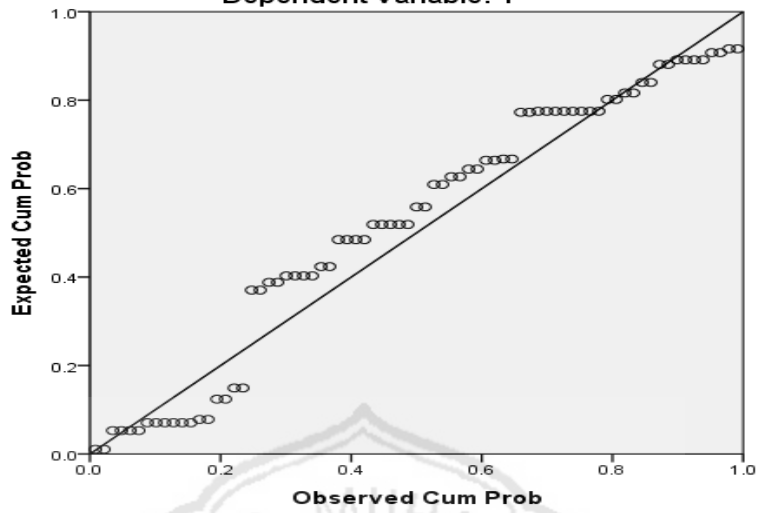
**Residuals Statistics<sup>a</sup>**

	Minimum	Maximum	Mean	Std. Deviation	N
Predicted Value	15.44	23.61	21.21	2.182	75
Std. Predicted Value	-2.647	1.098	.000	1.000	75
Standard Error of Predicted Value	.124	.386	.201	.065	75
Adjusted Predicted Value	15.82	23.60	21.23	2.168	75
Residual	-2.438	1.455	.000	1.041	75
Std. Residual	-2.310	1.379	.000	.986	75
Stud. Residual	-2.482	1.413	-.006	1.012	75
Deleted Residual	-2.815	1.527	-.012	1.097	75
Stud. Deleted Residual	-2.578	1.423	-.010	1.023	75
Mahal. Distance	.031	8.936	1.973	2.034	75
Cook's Distance	.000	.318	.018	.052	75
Centered Leverage Value	.000	.121	.027	.027	75

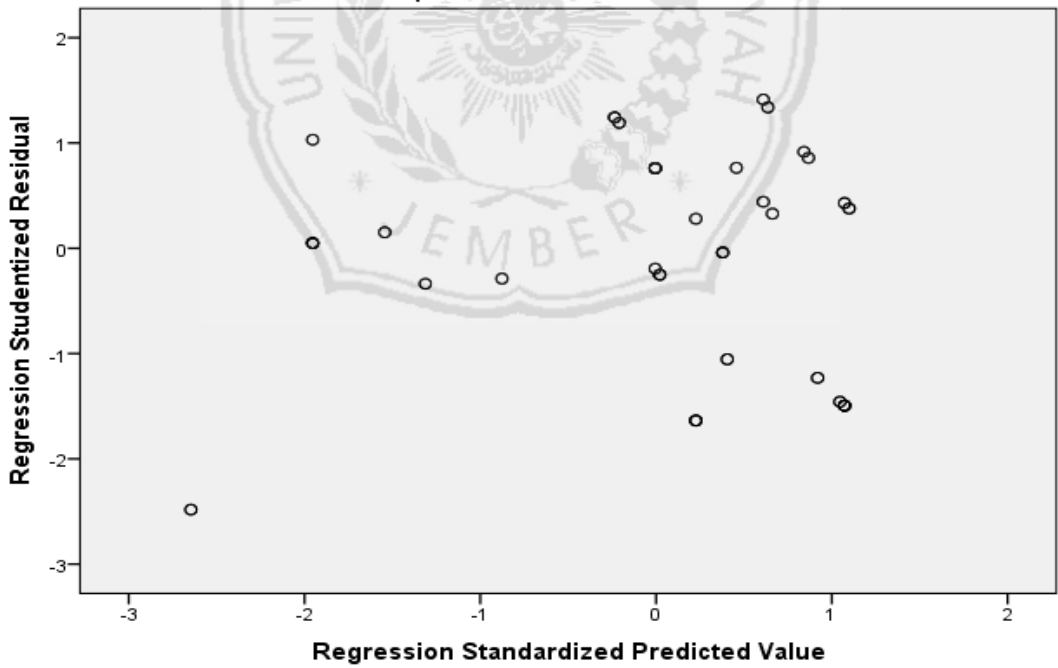
a. Dependent Variable: Y



**Normal P-P Plot of Regression Standardized Residual**  
Dependent Variable: Y



**Scatterplot**  
Dependent Variable: Y



### Case Processing Summary

	Cases					
	Included		Excluded		Total	
	N	Percent	N	Percent	N	Percent
Y * X1	75	100.0%	0	0.0%	75	100.0%
Y * X2	75	100.0%	0	0.0%	75	100.0%

#### Report

Y

X1	Mean	N	Std. Deviation
16	16.33	9	1.936
18	18.00	4	.000
19	19.00	2	.000
20	21.33	6	.516
21	21.67	24	.868
22	23.00	2	.000
23	23.25	8	1.389
24	22.78	18	.943
25	22.00	2	.000
Total	21.21	75	2.418

#### ANOVA Table

			Sum of Squares	df	Mean Square	F	Sig.
Y * X1	(Combined)		355.309	8	44.414	37.932	.000
	Between Groups	Linearity	308.793	1	308.793	263.729	.000
		Deviation from Linearity	46.516	7	6.645	5.675	.000
	Within Groups		77.278	66	1.171		
Total			432.587	74			

#### Measures of Association

	R	R Squared	Eta	Eta Squared
Y * X1	.845	.714	.906	.821

#### Report

Y

X2	Mean	N	Std. Deviation
14	13.00	2	.000
17	17.44	9	.527
18	18.00	2	.000
19	19.00	2	.000
20	22.00	8	.000
21	22.11	18	.900
22	21.75	16	1.528
23	22.86	14	.864
24	24.00	2	.000
25	22.00	2	.000
Total	21.21	75	2.418

**ANOVA Table**

		Sum of Squares	df	Mean Square	F	Sig.
Y * X2	Between Groups	371.872	9	41.319	44.236	.000
	(Combined)					
	Linearity	309.059	1	309.059	330.875	.000
	Deviation from Linearity	62.814	8	7.852	8.406	.000
	Within Groups	60.714	65	.934		
	Total	432.587	74			

**Measures of Association**

	R	R Squared	Eta	Eta Squared
Y * X2	.845	.714	.927	.860



**LAMPIRAN VI:**  
**Tabel r *Product Moment*,**  
**Tabel Distribusi F, dan**  
**Tabel Distribusi t**



**Tabel r product Moment (Sig = 0,05)**

df	r	df	r	Df	r	df	r
1	0.9969	26	0.3739	51	0.2706	76	0.2227
2	0.9500	27	0.3673	52	0.2681	77	0.2213
3	0.8783	28	0.3610	53	0.2656	78	0.2199
4	0.8114	29	0.3550	54	0.2632	79	0.2165
5	0.7545	30	0.3494	55	0.2609	80	0.2162
6	0.7067	31	0.3440	56	0.2586	81	0.2159
7	0.6664	32	0.3388	57	0.2564	82	0.2146
8	0.6319	33	0.3388	58	0.2542	83	0.2133
9	0.6021	34	0.3291	59	0.2521	84	0.2120
10	0.5760	35	0.3246	60	0.2500	85	0.2108
11	0.5529	36	0.3202	61	0.2480	86	0.2096
12	0.5324	37	0.3160	62	0.2461	87	0.2084
13	0.5140	38	0.3120	63	0.2441	88	0.2072
14	0.4973	39	0.3081	64	0.2423	89	0.2061
15	0.4821	40	0.3044	65	0.2404	90	0.2050
16	0.4683	41	0.3008	66	0.2387	91	0.2039
17	0.4555	42	0.2973	67	0.2369	92	0.2028
18	0.4438	43	0.2940	68	0.2352	93	0.2017
19	0.4329	44	0.2907	69	0.2335	94	0.2006
20	0.4227	45	0.2876	70	0.2319	95	0.1996
21	0.4132	46	0.2845	71	0.2303	96	0.1986
22	0.4044	47	0.2816	72	0.2287	97	0.1975
23	0.3961	48	0.2787	73	0.2272	98	0.1966
24	0.3882	49	0.2759	74	0.2257	99	0.1956
25	0.3809	50	0.2732	75	0.2242	100	0.1946

Sumber: <https://www.spssindonesia.com/2014/02>

Tabel Distribusi F

DF 2	DF 1									
	1	2	3	4	5	6	7	8	9	10
1	161.4476	199.5000	215.7073	224.5833	230.1619	233.986	236.7684	238.8827	240.5433	241.8818
2	18.5128	19.0000	19.1643	19.2468	19.2964	19.3295	19.3532	19.371	19.3848	19.3959
3	10.1280	9.5521	9.2766	9.1172	9.0135	8.9406	8.8867	8.8452	8.8123	8.7855
4	7.7086	6.9443	6.5914	6.3882	6.2561	6.1631	6.0942	6.041	5.9988	5.9644
5	6.6079	5.7861	5.4095	5.1922	5.0503	4.9503	4.8759	4.8183	4.7725	4.7351
6	5.9874	5.1433	4.7571	4.5337	4.3874	4.2839	4.2067	4.1468	4.099	4.06
7	5.5914	4.7374	4.3468	4.1203	3.9715	3.866	3.787	3.7257	3.6767	3.6365
8	5.3177	4.4590	4.0662	3.8379	3.6875	3.5806	3.5005	3.4381	3.3881	3.3472
9	5.1174	4.2565	3.8625	3.6331	3.4817	3.3738	3.2927	3.2296	3.1789	3.1373
10	4.9646	4.1028	3.7083	3.4780	3.3258	3.2172	3.1355	3.0717	3.0204	2.9782
11	4.8443	3.9823	3.5874	3.3567	3.2039	3.0946	3.0123	2.948	2.8962	2.8536
12	4.7472	3.8853	3.4903	3.2592	3.1059	2.9961	2.9134	2.8486	2.7964	2.7534
13	4.6672	3.8056	3.4105	3.1791	3.0254	2.9153	2.8321	2.7669	2.7144	2.671
14	4.6001	3.7389	3.3439	3.1122	2.9582	2.8477	2.7642	2.6987	2.6458	2.6022
15	4.5431	3.6823	3.2874	3.0556	2.9013	2.7905	2.7066	2.6408	2.5876	2.5437
16	4.4940	3.6337	3.2389	3.0069	2.8524	2.7413	2.6572	2.5911	2.5377	2.4935
17	4.4513	3.5915	3.1968	2.9647	2.8100	2.6987	2.6143	2.548	2.4943	2.4499
18	4.4139	3.5546	3.1599	2.9277	2.7729	2.6613	2.5767	2.5102	2.4563	2.4117
19	4.3807	3.5219	3.1274	2.8951	2.7401	2.6283	2.5435	2.4768	2.4227	2.3779
20	4.3512	3.4928	3.0984	2.8661	2.7109	2.599	2.514	2.4471	2.3928	2.3479
21	4.3248	3.4668	3.0725	2.8401	2.6848	2.5727	2.4876	2.4205	2.366	2.321
22	4.3009	3.4434	3.0491	2.8167	2.6613	2.5491	2.4638	2.3965	2.3419	2.2967
23	4.2793	3.4221	3.0280	2.7955	2.6400	2.5277	2.4422	2.3748	2.3201	2.2747
24	4.2597	3.4028	3.0088	2.7763	2.6207	2.5082	2.4226	2.3551	2.3002	2.2547
25	4.2417	3.3852	2.9912	2.7587	2.6030	2.4904	2.4047	2.3371	2.2821	2.2365
26	4.2252	3.3690	2.9752	2.7426	2.5868	2.4741	2.3883	2.3205	2.2655	2.2197
27	4.2100	3.3541	2.9604	2.7278	2.5719	2.4591	2.3732	2.3053	2.2501	2.2043
28	4.1960	3.3404	2.9467	2.7141	2.5581	2.4453	2.3593	2.2913	2.236	2.19
29	4.1830	3.3277	2.9340	2.7014	2.5454	2.4324	2.3463	2.2783	2.2229	2.1768
30	4.1709	3.3158	2.9223	2.6896	2.5336	2.4205	2.3343	2.2662	2.2107	2.1646
31	4.1596	3.3048	2.9113	2.6787	2.5225	2.4094	2.3232	2.2549	2.1994	2.1532
32	4.1491	3.2945	2.9011	2.6684	2.5123	2.3991	2.3127	2.2444	2.1888	2.1425
33	4.1393	3.2849	2.8916	2.6589	2.5026	2.3894	2.303	2.2346	2.1789	2.1325
34	4.1300	3.2759	2.8826	2.6499	2.4936	2.3803	2.2938	2.2253	2.1696	2.1231
35	4.1213	3.2674	2.8742	2.6415	2.4851	2.3718	2.2852	2.2167	2.1608	2.1143
36	4.1132	3.2594	2.8663	2.6335	2.4772	2.3638	2.2771	2.2085	2.1526	2.1061
37	4.1055	3.2519	2.8588	2.6261	2.4696	2.3562	2.2695	2.2008	2.1449	2.0982
38	4.0982	3.2448	2.8517	2.6190	2.4625	2.349	2.2623	2.1936	2.1375	2.0909
39	4.0913	3.2381	2.8451	2.6123	2.4558	2.3423	2.2555	2.1867	2.1306	2.0839
40	4.0847	3.2317	2.8387	2.6060	2.4495	2.3359	2.249	2.1802	2.124	2.0772
41	4.0785	3.2257	2.8327	2.6000	2.4434	2.3298	2.2429	2.174	2.1178	2.071
42	4.0727	3.2199	2.8270	2.5943	2.4377	2.324	2.2371	2.1681	2.1119	2.065
43	4.0670	3.2145	2.8216	2.5888	2.4322	2.3185	2.2315	2.1625	2.1062	2.0593
44	4.0617	3.2093	2.8165	2.5837	2.4270	2.3133	2.2263	2.1572	2.1009	2.0539
45	4.0566	3.2043	2.8115	2.5787	2.4221	2.3083	2.2212	2.1521	2.0958	2.0487
46	4.0517	3.1996	2.8068	2.5740	2.4174	2.3035	2.2164	2.1473	2.0909	2.0438
47	4.0471	3.1951	2.8024	2.5695	2.4128	2.299	2.2118	2.1427	2.0862	2.0391
48	4.0427	3.1907	2.7981	2.5652	2.4085	2.2946	2.2074	2.1382	2.0817	2.0346
49	4.0384	3.1866	2.7939	2.5611	2.4044	2.2904	2.2032	2.134	2.0775	2.0303
50	4.0343	3.1826	2.7900	2.5572	2.4004	2.2864	2.1992	2.1299	2.0734	2.0261
51	4.0304	3.1788	2.7862	2.5534	2.3966	2.2826	2.1953	2.126	2.0694	2.0222
52	4.0266	3.1751	2.7826	2.5498	2.3930	2.2789	2.1916	2.1223	2.0656	2.0184
53	4.0230	3.1716	2.7791	2.5463	2.3894	2.2754	2.1881	2.1187	2.062	2.0147
54	4.0195	3.1682	2.7758	2.5429	2.3861	2.272	2.1846	2.1152	2.0585	2.0112
55	4.0162	3.1650	2.7725	2.5397	2.3828	2.2687	2.1813	2.1119	2.0552	2.0078
56	4.0130	3.1619	2.7694	2.5366	2.3797	2.2656	2.1782	2.1087	2.0519	2.0045
57	4.0099	3.1588	2.7664	2.5336	2.3767	2.2625	2.1751	2.1056	2.0488	2.0014
58	4.0069	3.1559	2.7636	2.5307	2.3738	2.2596	2.1721	2.1026	2.0458	1.9983
59	4.0040	3.1531	2.7608	2.5279	2.3710	2.2568	2.1693	2.0997	2.0429	1.9954
60	4.0012	3.1504	2.7581	2.5252	2.3683	2.2541	2.1665	2.097	2.0401	1.9926
61	3.9985	3.1478	2.7555	2.5226	2.3657	2.2514	2.1639	2.0943	2.0374	1.9899
62	3.9959	3.1453	2.7530	2.5201	2.3631	2.2489	2.1613	2.0917	2.0348	1.9872
63	3.9934	3.1428	2.7505	2.5177	2.3607	2.2464	2.1588	2.0892	2.0322	1.9847
64	3.9909	3.1404	2.7482	2.5153	2.3583	2.244	2.1564	2.0868	2.0298	1.9822
65	3.9886	3.1381	2.7459	2.5130	2.3560	2.2417	2.1541	2.0844	2.0274	1.9798

66	3.9863	3.1359	2.7437	2.5108	2.3538	2.2395	2.1518	2.0821	2.0251	1.9775
67	3.9840	3.1338	2.7416	2.5087	2.3517	2.2373	2.1497	2.0799	2.0229	1.9752
68	3.9819	3.1317	2.7395	2.5066	2.3496	2.2352	2.1475	2.0778	2.0207	1.973
69	3.9798	3.1296	2.7375	2.5046	2.3475	2.2332	2.1455	2.0757	2.0186	1.9709
70	3.9778	3.1277	2.7355	2.5027	2.3456	2.2312	2.1435	2.0737	2.0166	1.9689
71	3.9758	3.1258	2.7336	2.5008	2.3437	2.2293	2.1415	2.0717	2.0146	1.9669
72	3.9739	3.1239	2.7318	2.4989	2.3418	2.2274	2.1397	2.0698	2.0127	1.9649
73	3.9720	3.1221	2.7300	2.4971	2.3400	2.2256	2.1378	2.068	2.0108	1.9631
74	3.9702	3.1203	2.7283	2.4954	2.3383	2.2238	2.136	2.0662	2.009	1.9612
75	3.9685	3.1186	2.7266	2.4937	2.3366	2.2221	2.1343	2.0644	2.0073	1.9594
76	3.9668	3.1170	2.7249	2.4920	2.3349	2.2204	2.1326	2.0627	2.0055	1.9577
77	3.9651	3.1154	2.7233	2.4904	2.3333	2.2188	2.131	2.0611	2.0039	1.956
78	3.9635	3.1138	2.7218	2.4889	2.3317	2.2172	2.1294	2.0595	2.0022	1.9544
79	3.9619	3.1123	2.7203	2.4874	2.3302	2.2157	2.1278	2.0579	2.0007	1.9528
80	3.9604	3.1108	2.7188	2.4859	2.3287	2.2142	2.1263	2.0564	1.9991	1.9512
81	3.9589	3.1093	2.7173	2.4844	2.3273	2.2127	2.1248	2.0549	1.9976	1.9497
82	3.9574	3.1079	2.7159	2.4830	2.3259	2.2113	2.1234	2.0534	1.9961	1.9482
83	3.9560	3.1065	2.7146	2.4817	2.3245	2.2099	2.122	2.052	1.9947	1.9468
84	3.9546	3.1052	2.7132	2.4803	2.3231	2.2086	2.1206	2.0506	1.9933	1.9454
85	3.9532	3.1038	2.7119	2.4790	2.3218	2.2072	2.1193	2.0493	1.9919	1.944
86	3.9519	3.1026	2.7106	2.4777	2.3205	2.2059	2.118	2.048	1.9906	1.9426
87	3.9506	3.1013	2.7094	2.4765	2.3193	2.2047	2.1167	2.0467	1.9893	1.9413
88	3.9493	3.1001	2.7082	2.4753	2.3181	2.2034	2.1155	2.0454	1.988	1.94
89	3.9481	3.0989	2.7070	2.4741	2.3169	2.2022	2.1143	2.0442	1.9868	1.9388
90	3.9469	3.0977	2.7058	2.4729	2.3157	2.2011	2.1131	2.043	1.9856	1.9376
91	3.9457	3.0966	2.7047	2.4718	2.3145	2.1999	2.1119	2.0418	1.9844	1.9364
92	3.9445	3.0954	2.7036	2.4707	2.3134	2.1988	2.1108	2.0407	1.9833	1.9352
93	3.9434	3.0943	2.7025	2.4696	2.3123	2.1977	2.1097	2.0395	1.9821	1.9341
94	3.9423	3.0933	2.7014	2.4685	2.3113	2.1966	2.1086	2.0384	1.981	1.9329
95	3.9412	3.0922	2.7004	2.4675	2.3102	2.1955	2.1075	2.0374	1.9799	1.9318
96	3.9402	3.0912	2.6994	2.4665	2.3092	2.1945	2.1065	2.0363	1.9789	1.9308
97	3.9391	3.0902	2.6984	2.4655	2.3082	2.1935	2.1054	2.0353	1.9778	1.9297
98	3.9381	3.0892	2.6974	2.4645	2.3072	2.1925	2.1044	2.0343	1.9768	1.9287
99	3.9371	3.0882	2.6965	2.4636	2.3063	2.1915	2.1035	2.0333	1.9758	1.9277
100	3.9361	3.0873	2.6955	2.4626	2.3053	2.1906	2.1025	2.0323	1.9748	1.9267

Sumber: <https://www.spssindonesia.com/2014/02/>





### Tabel Distribusi t

Df	0,1	0,05	0,025
1	3.0777	6.3138	12.7062
2	1.8856	2.9200	4.3027
3	1.6377	2.3534	3.1824
4	1.5332	2.1318	2.7764
5	1.4759	2.0150	2.5706
6	1.4398	1.9432	2.4469
7	1.4149	1.8946	2.3646
8	1.3968	1.8595	2.3060
9	1.3830	1.8331	2.2622
10	1.3722	1.8125	2.2281
11	1.3634	1.7959	2.2010
12	1.3562	1.7823	2.1788
13	1.3502	1.7709	2.1604
14	1.3450	1.7613	2.1448
15	1.3406	1.7531	2.1314
16	1.3368	1.7459	2.1199
17	1.3334	1.7396	2.1098
18	1.3304	1.7341	2.1009
19	1.3277	1.7291	2.0930
20	1.3253	1.7247	2.0860
21	1.3232	1.7207	2.0796
22	1.3212	1.7171	2.0739
23	1.3195	1.7139	2.0687
24	1.3178	1.7109	2.0639
25	1.3163	1.7081	2.0595
26	1.3150	1.7056	2.0555
27	1.3137	1.7033	2.0518
28	1.3125	1.7011	2.0484
29	1.3114	1.6991	2.0452
30	1.3104	1.6973	2.0423
31	1.3095	1.6955	2.0395
32	1.3086	1.6939	2.0369
33	1.3077	1.6924	2.0345
34	1.3070	1.6909	2.0322
35	1.3062	1.6896	2.0301
36	1.3055	1.6883	2.0281
37	1.3049	1.6871	2.0262
38	1.3042	1.6860	2.0244
39	1.3036	1.6849	2.0227
40	1.3031	1.6839	2.0211
41	1.3025	1.6829	2.0195

42	1.3020	1.6820	2.0181
43	1.3016	1.6811	2.0167
44	1.3011	1.6802	2.0154
45	1.3006	1.6794	2.0141
46	1.3002	1.6787	2.0129
47	1.2998	1.6779	2.0117
48	1.2994	1.6772	2.0106
49	1.2991	1.6766	2.0096
50	1.2987	1.6759	2.0086
51	1.2984	1.6753	2.0076
52	1.2980	1.6747	2.0066
53	1.2977	1.6741	2.0057
54	1.2974	1.6736	2.0049
55	1.2971	1.6730	2.0040
56	1.2969	1.6725	2.0032
57	1.2966	1.6720	2.0025
58	1.2963	1.6716	2.0017
59	1.2961	1.6711	2.0010
60	1.2958	1.6706	2.0003
61	1.2956	1.6702	1.9996
62	1.2954	1.6698	1.9990
63	1.2951	1.6694	1.9983
64	1.2949	1.6690	1.9977
65	1.2947	1.6686	1.9971
66	1.2945	1.6683	1.9966
67	1.2943	1.6679	1.9960
68	1.2941	1.6676	1.9955
69	1.2939	1.6672	1.9949
70	1.2938	1.6669	1.9944
71	1.2936	1.6666	1.9939
72	1.2934	1.6663	1.9935
73	1.2933	1.6660	1.9930
74	1.2931	1.6657	1.9925
75	1.2929	1.6654	1.9921
76	1.2928	1.6652	1.9917
77	1.2926	1.6649	1.9913
78	1.2925	1.6646	1.9908
79	1.2924	1.6644	1.9905
80	1.2922	1.6641	1.9901
81	1.2921	1.6639	1.9897
82	1.2920	1.6636	1.9893
83	1.2918	1.6634	1.9890
84	1.2917	1.6632	1.9886
85	1.2916	1.6630	1.9883

86	1.2915	1.6628	1.9879
87	1.2914	1.6626	1.9876
88	1.2912	1.6624	1.9873
89	1.2911	1.6622	1.987
90	1.291	1.662	1.9867
91	1.2909	1.6618	1.9864
92	1.2908	1.6616	1.9861
93	1.2907	1.6614	1.9858
94	1.2906	1.6612	1.9855
95	1.2905	1.6611	1.9853
96	1.2904	1.6609	1.985
97	1.2903	1.6607	1.9847
98	1.2902	1.6606	1.9845
99	1.2902	1.6604	1.9842
100	1.2901	1.6602	1.984

Sumber: <https://www.spssindonesia.com/2014/02/>





**LAMPIRAN VII:**  
**Dokumentasi Penelitian**