

LAMPIRAN 1: KUESIONER PENELITIAN



PENGARUH KUALITAS PELAYANAN, INTERIOR DISPLAY DAN PROMOSI TERHADAP KEPUASAN PELANGGAN PADA CAFÉ HIHI JEMBER

Kepada:

Yth. Bapak/Ibu/Sdr Responden

Di tempat

Dengan hormat,

Kuesioner ini ditujukan untuk responden guna memperoleh data yang akan dipergunakan untuk penulisan tugas akhir (skripsi) sebagai salah satu syarat untuk memperoleh gelar sarjana. Adapun judul skripsi yang saya buat yaitu **“Pengaruh Kualitas Pelayanan, Interior Display Dan Promosi Terhadap Kepuasan Pelanggan Pada Café Hihi Jember”**. Dengan segenap kerendahan hati, saya memohon kesediaan Bapak/Ibu untuk bersedia meluangkan waktu mengisi kuesioner ini dengan jujur dan apa adanya.

Informasi yang Bapak/Ibu berikan hanya digunakan untuk kepentingan terbatas, dalam artian hanya diperlukan untuk penelitian ini saja. Peneliti menjamin rahasia pribadi juga jawaban Bapak/Ibu dalam memberikan kebenaran data pada peneliti.

Atas bantuan dan kerjasamanya Bapak/Ibu/Saudara saya ucapkan terimakasih.

Hormat saya,

Juniadi Suyono
NIM 14.10.411.273

Berilah tanda cek list (√) pada jawaban yang dipilih.

1. Bila pendapat anda sangat setuju (SS)
2. Bila pendapat anda setuju (S)
3. Bila Kurang Setuju (KS)
4. Bila tidak setuju (TS)
5. Bila sangat tidak setuju (STS)

Identitas responden

1. Usia :
2. Jenis Kelamin :
3. Pendidikan Terakhir :
4. Lama Berlangganan :



No	Pernyataan	Pilihan Jawaban				
	Kualitas Pelayanan (X ₁)	STS	TS	KS	S	SS
1	Pesanan segera diantar oleh pelayan Café Hiji Jember setelah selesai memesan					
2	Pelayan Café Hiji Jember bertutur kata dengan sopan dan hormat					
3	Pelayan di Café Hiji Jember memadai sehingga dapat melayani semua pelanggan					
	Interior Display (X₂)					
1	Café Hiji Jember memiliki ruangan yang bersih					
2	Dekorasi Café Hiji Jember mudah dikenali dan berbeda dari café lain					
3	Penataan barang-barang di Café Hiji Jember teratur					
4	Barang pecah belah untuk dekorasi ditempatkan di tempat yang jarang dilalui pelanggan					
5	Suasana di Café Hiji Jember menyenangkan					
	Promosi (X₃)					
1	Anda lebih satu kali melihat promosi tentang Café Hiji Jember					
2	Café Hiji Jember melakukan promosi dengan baik					
3	Café Hiji Jember melakukan promosi dengan gencar di wilayah kampus					
4	Café Hiji Jember melakukan promosi pada saat awal berdiri					
5	Café Hiji Jember menyasar anak muda pada saat promosi					
	Kepuasan Pelanggan (Y)					
1	Anda merasa puas setelah pulang dari Café Hiji Jember					
2	Anda akan kembali lagi ke Café Hiji Jember ketika membutuhkan tempat untuk <i>hangout</i>					
3	Café Hiji Jember memberikan pelayanan sesuai dengan harapan					
4	Café Hiji Jember memberikan pelayanan yang baik					

LAMPIRAN 2: REKAPITULASI KUESIONER

NO	Usia	Jenis Kelamin	Pendidikan Terakhir	Lama Berlangganan
1	20	P	SMA	1
2	21	P	SMA	1
3	20	P	SMA	2
4	21	P	SMA	1
5	26	L	S1	1
6	20	P	SMA	1
7	20	P	SMA	1
8	19	P	SMA	1
9	26	L	SMP	2
10	20	P	SMA	1
11	21	P	SMA	1
12	22	P	SMA	1
13	24	L	S1	1
14	20	P	SMA	2
15	21	P	SMA	3
16	19	P	SMA	2
17	20	P	SMA	1
18	20	L	SMA	1
19	20	P	SMA	1
20	21	L	SMA	1
21	21	L	SMA	1
22	19	P	SMA	2
23	22	P	SMA	1
24	21	P	SMA	1
25	22	P	SMA	2
26	21	P	SMA	2
27	26	P	SMA	2
28	22	P	SMA	1
29	22	P	SMA	1
30	26	L	S1	1
31	20	P	SMA	1
32	20	P	SMA	1
33	20	P	SMA	1
34	20	P	SMA	1
35	19	P	SMA	2
36	27	L	SMA	1
37	19	P	SMA	1
38	21	P	SMA	1
39	21	P	SMA	2
40	25	L	SMA	2
41	21	P	SMA	2
42	23	L	S1	2
43	22	P	SMA	1
44	22	P	S1	1
45	24	L	S1	1
46	25	L	S1	1

47	25	L	SMA	1
48	19	L	SMA	1
49	19	P	SMA	2
50	20	P	SMA	2
51	25	L	S1	2
52	20	P	SMA	1
53	20	P	SMA	1
54	21	P	SMA	1
55	20	P	SMA	2
56	21	P	SMA	1
57	26	L	S1	1
58	21	L	SMA	1
59	22	P	SMA	1
60	20	P	SMA	2
61	19	P	SMA	1
62	20	P	SMA	1
63	22	P	SMA	1
64	20	P	SMA	2
65	24	L	S1	1
66	20	L	SMA	2
67	21	P	SMA	2
68	24	L	S1	2
69	19	P	SMA	2
70	19	P	SMA	1
71	25	L	S1	2
72	26	L	S1	1
73	22	P	SMA	1
74	18	P	SMA	1
75	23	P	S1	2
76	21	P	SMA	2
77	23	P	S1	1
78	23	L	SMA	1
79	26	L	SMA	2
80	24	L	S1	1
81	21	P	SMA	1
82	25	P	SMA	1
83	21	P	SMA	1
84	23	P	SMP	2
85	26	L	S1	2
86	22	P	SMA	1
87	19	P	SMA	1
88	23	P	SMA	2
89	19	L	SMA	1
90	22	P	SMA	1
91	21	P	SMA	1
92	21	P	SMA	1
93	24	P	S1	1
94	20	P	SMA	2
95	22	P	SMA	2
96	23	L	SMA	1
97	19	L	SMA	2

98	24	L	S1	1
99	20	L	SMA	2
100	21	P	SMA	2
101	24	L	S1	2
102	19	P	SMA	2
103	19	P	SMA	1
104	25	L	S1	2
105	26	L	S1	1
106	22	P	SMA	1
107	18	P	SMA	1
108	23	P	S1	2
109	23	P	S1	2
110	21	P	SMA	2
111	23	P	S1	1
112	23	L	SMA	1
113	21	P	SMA	2
114	23	P	S1	1
115	23	L	SMA	1
116	26	L	SMA	2
117	24	L	S1	1
118	21	P	SMA	1
119	25	P	SMA	1

Sumber: Data primer yang diolah 2018



NO	X1.1	X1.2	X1.3	X1	X2.1	X2.2	X2.3	X2.4	X2.5	X2	X3.1	X3.2	X3.3	X3.4	X3.5	X3	Y.1	Y.2	Y.3	Y.4	Y
1	5	4	4	13	5	4	4	4	4	21	5	5	5	5	5	25	5	5	4	4	18
2	4	4	4	12	4	4	4	4	5	21	4	4	4	4	4	20	4	4	4	4	16
3	4	4	4	12	4	4	4	3	4	19	4	3	3	3	4	17	4	4	4	3	15
4	5	5	5	15	5	5	5	5	4	24	4	5	5	5	4	23	5	5	5	5	20
5	5	4	4	13	5	4	4	4	5	22	5	4	4	4	4	21	4	4	4	4	16
6	4	4	4	12	4	4	4	4	4	20	5	5	4	4	4	22	4	4	4	4	16
7	4	4	4	12	4	4	4	4	4	20	4	4	4	4	5	21	4	4	4	5	17
8	4	4	5	13	5	5	4	4	4	22	4	4	5	5	4	22	4	5	4	5	18
9	5	4	4	13	5	5	4	4	5	23	5	5	4	4	4	22	5	4	4	4	17
10	5	5	5	15	5	5	5	5	4	24	5	5	5	5	5	25	5	5	5	5	20
11	4	5	4	13	4	5	4	5	4	22	5	4	4	5	4	22	5	4	4	5	18
12	4	4	4	12	4	4	4	4	4	20	4	4	4	4	4	20	4	4	4	4	16
13	5	5	5	15	5	5	5	4	5	24	5	5	5	5	4	24	5	5	5	5	20
14	5	4	4	13	5	4	4	4	4	21	5	4	4	4	5	22	5	4	4	4	17
15	5	4	4	13	3	4	4	4	4	19	4	4	4	3	5	20	4	4	4	3	15
16	4	4	4	12	4	4	4	4	4	20	4	4	4	4	5	21	4	4	4	4	16
17	4	4	4	12	5	5	5	5	4	24	5	5	5	5	5	25	5	5	5	5	20
18	4	4	4	12	5	5	5	5	4	24	5	4	4	4	4	21	5	5	5	5	20
19	5	5	5	15	4	4	4	4	4	20	4	4	4	4	4	20	4	5	5	5	19
20	5	5	4	14	4	4	5	5	4	22	4	4	5	5	4	22	4	4	5	5	18
21	4	4	4	12	5	4	4	4	4	21	5	4	4	4	4	21	5	4	4	4	17
22	4	4	4	12	4	4	4	4	4	20	4	4	4	4	5	21	4	4	4	4	16
23	5	5	5	15	4	4	4	5	3	20	4	4	4	5	4	21	4	4	4	4	16
24	5	5	5	15	4	4	4	4	4	20	4	4	4	3	4	19	4	4	4	5	17
25	4	4	4	12	5	4	4	4	4	21	5	4	4	4	5	22	5	5	5	5	20
26	4	4	5	13	5	5	4	4	4	22	4	4	5	5	4	22	5	4	4	5	18
27	4	3	3	10	4	4	4	4	4	20	4	3	3	3	4	17	4	4	4	4	16
28	5	5	5	15	5	5	5	5	5	25	5	5	5	5	4	24	5	5	5	5	20
29	4	4	3	11	5	5	4	3	4	21	4	4	3	3	5	19	5	4	4	4	17
30	4	4	4	12	5	4	4	4	4	21	4	4	4	4	4	20	4	4	4	4	16
31	5	4	4	13	4	4	4	3	5	20	5	4	4	4	5	22	4	4	4	4	16
32	5	5	5	15	4	4	4	4	4	20	5	5	5	4	5	24	5	5	5	5	20
33	4	4	4	12	5	2	4	3	5	19	4	4	4	5	5	22	4	4	4	3	15

34	4	5	5	14	5	4	4	4	4	21	4	4	4	4	5	21	4	5	5	5	19
35	5	5	5	15	5	5	5	5	4	24	5	5	5	5	4	24	5	5	5	5	20
36	4	4	4	12	5	4	4	4	5	22	4	4	5	4	5	22	4	4	5	4	17
37	4	5	5	14	5	4	5	5	4	23	4	5	5	5	5	24	4	5	5	5	19
38	4	4	4	12	5	3	3	5	4	20	4	4	4	3	4	19	4	4	4	3	15
39	5	5	4	14	5	4	4	5	5	23	5	4	5	4	4	22	5	4	5	4	18
40	5	5	5	15	5	5	5	5	5	25	5	5	5	5	5	25	5	5	5	5	20
41	4	4	4	12	4	4	4	4	4	20	4	4	4	3	4	19	4	4	4	4	16
42	4	4	4	12	4	4	4	3	4	19	4	4	4	4	4	20	4	4	4	5	17
43	5	5	5	15	5	4	4	4	4	21	5	5	5	5	4	24	5	5	5	5	20
44	5	4	4	13	5	5	5	4	3	22	5	5	5	5	5	25	5	4	4	4	17
45	4	4	4	12	4	4	4	4	3	19	4	4	4	4	4	20	4	4	4	4	16
46	4	4	4	12	4	4	4	3	4	19	4	4	4	3	4	19	4	4	4	3	15
47	5	5	5	15	5	4	4	4	4	21	5	4	4	4	5	22	5	5	5	5	20
48	5	4	4	13	5	5	5	5	5	25	4	3	3	3	4	17	4	4	4	4	16
49	4	4	4	12	4	3	3	3	4	17	4	3	3	3	5	18	4	4	4	4	16
50	5	5	5	15	4	4	4	4	4	20	4	4	4	4	5	21	5	5	5	5	20
51	4	4	4	12	5	4	4	4	4	21	4	4	4	4	4	20	4	4	4	4	16
52	5	5	5	15	5	5	5	5	5	25	5	5	5	5	5	25	5	5	5	5	20
53	5	5	5	15	4	4	4	5	4	21	4	4	4	3	5	20	4	4	5	5	18
54	5	5	5	15	4	4	4	4	4	20	4	4	4	4	4	20	4	4	4	4	16
55	4	4	5	13	5	5	4	4	4	22	5	5	5	5	5	25	5	4	5	5	19
56	5	5	5	15	5	5	5	5	5	25	5	5	5	5	4	24	5	5	5	5	20
57	5	5	5	15	4	3	3	3	4	17	4	3	3	3	4	17	4	4	4	4	16
58	4	4	4	12	4	4	4	4	5	21	4	4	2	5	4	19	4	4	5	5	18
59	5	2	5	12	5	5	5	5	4	24	3	4	5	5	4	21	4	4	4	5	17
60	2	5	4	11	4	4	4	4	4	20	5	4	4	4	5	22	5	4	4	4	17
61	5	4	4	13	4	4	5	2	5	20	5	4	3	4	4	20	4	4	4	4	16
62	5	4	4	13	5	4	4	4	4	21	4	4	4	5	4	21	4	4	4	5	17
63	4	4	4	12	5	5	5	5	4	24	5	5	5	5	4	24	5	5	5	5	20
64	4	4	4	12	4	4	4	4	4	20	5	5	4	2	4	20	4	4	4	4	16
65	5	5	5	15	4	3	3	3	4	17	4	4	4	4	5	21	4	4	4	4	16
66	4	4	4	12	4	4	4	4	4	20	4	4	4	3	4	19	5	5	4	4	18
67	4	4	4	12	5	4	4	4	5	22	5	4	4	4	4	21	4	4	4	4	16
68	4	4	4	12	5	4	4	4	4	21	5	4	4	4	5	22	5	5	5	4	19
69	5	4	4	13	4	4	4	4	4	20	4	4	4	3	4	19	4	5	4	4	17

70	4	4	4	12	4	4	4	5	4	21	4	4	4	4	4	20	3	4	4	4	15
71	4	5	5	14	5	4	4	5	5	23	5	4	4	5	4	22	4	5	5	5	19
72	5	4	4	13	5	4	4	4	5	22	5	5	4	4	4	22	5	5	4	4	18
73	4	4	4	12	4	4	4	4	4	20	4	4	4	4	4	20	4	4	4	4	16
74	4	4	4	12	4	4	4	4	3	5	20	4	4	4	3	4	19	4	4	4	16
75	5	5	5	15	5	5	5	4	3	22	5	5	5	5	5	25	4	5	4	5	18
76	5	5	5	15	5	5	5	5	4	24	5	5	5	5	5	25	5	5	5	5	20
77	5	4	2	11	3	4	4	4	4	19	4	4	3	3	3	17	4	3	3	3	13
78	4	4	4	12	4	4	4	4	4	20	4	4	4	4	4	20	4	4	4	4	16
79	4	4	4	12	4	4	4	5	4	21	5	4	4	4	4	21	4	4	4	5	17
80	4	3	3	10	4	4	4	5	4	21	5	4	4	4	4	21	4	4	4	4	16
81	4	4	4	12	4	4	4	4	4	20	4	4	4	4	4	20	4	4	4	3	15
82	4	4	4	12	4	4	4	4	5	21	4	4	4	5	5	22	4	4	4	4	16
83	4	5	5	14	4	4	5	5	5	23	4	5	4	5	5	23	5	5	4	4	18
84	5	4	4	13	5	5	4	4	4	22	5	4	4	4	4	21	5	5	4	4	18
85	4	5	5	14	5	5	5	5	4	24	5	5	5	5	4	24	5	5	5	5	20
86	4	5	5	14	4	5	4	5	5	23	5	4	4	5	5	23	4	5	4	5	18
87	4	4	3	11	4	4	4	4	5	21	4	4	4	4	5	21	4	4	4	4	16
88	5	4	4	13	5	5	5	5	4	24	5	5	5	5	4	24	5	5	5	4	19
89	5	4	4	13	5	4	4	4	4	21	5	4	4	4	4	21	5	4	4	4	17
90	4	4	3	11	5	4	4	4	5	22	4	4	4	4	4	20	4	4	4	4	16
91	4	4	4	12	4	4	4	4	5	21	4	4	4	4	4	20	4	4	4	4	16
92	4	4	4	12	5	5	5	5	4	24	5	5	5	5	4	24	5	5	5	5	20
93	4	4	4	12	5	5	5	5	4	24	5	5	5	5	4	24	5	5	5	5	20
94	4	4	5	13	5	5	5	5	5	25	4	5	5	5	5	24	4	4	4	4	16
95	4	4	5	13	5	5	4	4	4	22	4	4	5	5	4	22	4	4	5	5	18
96	5	4	4	13	4	4	4	4	5	21	5	4	4	4	5	22	5	4	4	4	17
97	4	4	4	12	4	4	4	4	5	21	4	4	4	4	5	21	4	4	4	4	16
98	4	4	4	12	5	5	5	5	4	24	4	4	4	4	4	20	4	4	4	5	17
99	4	4	4	12	5	5	5	4	4	23	4	4	4	5	4	21	4	4	4	3	15
100	5	4	4	13	4	4	4	4	5	21	5	5	5	5	5	25	5	4	4	4	17
101	5	4	5	14	4	4	5	5	5	23	5	4	4	5	5	23	5	5	4	4	18
102	4	4	4	12	2	3	4	4	4	17	4	4	4	4	4	20	4	4	4	4	16
103	5	5	5	15	5	5	5	5	4	24	5	5	5	5	4	24	5	5	5	5	20
104	5	4	4	13	3	3	4	4	4	18	4	4	4	4	4	20	5	5	4	3	17
105	5	4	4	13	4	4	4	4	4	20	4	4	4	4	5	21	5	4	4	4	17

106	4	4	4	12	5	4	4	4	5	22	4	4	4	4	5	21	4	4	4	3	15
107	5	5	5	15	5	5	5	4	4	23	5	5	5	5	4	24	4	4	4	4	16
108	4	4	4	12	4	4	4	4	3	19	4	4	5	4	4	21	4	4	5	5	18
109	5	5	5	15	5	5	4	5	4	23	5	4	5	5	5	24	5	5	5	5	20
110	5	5	5	15	5	4	4	5	5	23	5	4	5	5	5	24	5	4	5	5	19
111	5	5	4	14	4	4	5	5	5	23	5	5	5	4	4	23	5	5	5	5	20
112	5	4	4	13	4	4	4	4	4	20	4	5	5	4	4	22	4	5	4	4	17
113	4	4	4	12	4	4	4	4	5	21	4	4	4	5	5	22	4	4	3	5	16
114	5	5	5	15	5	5	5	4	5	24	5	5	5	5	5	25	5	4	4	5	18
115	4	5	5	14	5	4	4	5	5	23	4	5	5	4	4	22	5	5	4	4	18
116	4	4	4	12	4	4	4	5	5	22	4	4	5	5	5	23	4	4	5	5	18
117	3	3	3	9	4	4	4	3	3	18	4	4	4	4	4	20	3	3	4	4	14
118	3	3	3	9	3	3	3	4	3	16	3	3	4	4	4	18	4	3	3	3	13
119	4	5	4	13	5	4	4	4	4	21	5	5	5	4	4	23	4	5	4	4	17

Sumber: Data primer yang diolah 2018



LAMPIRAN 3: DESKRIPTIF RESPONDEN

1. Usia

		Usia			
		Frequency	Percent	Valid Percent	Cumulative Percent
Valid	18	2	1,7	1,7	1,7
	19	15	12,6	12,6	14,3
	20	23	19,3	19,3	33,6
	21	24	20,2	20,2	53,8
	22	14	11,8	11,8	65,5
	23	13	10,9	10,9	76,5
	24	9	7,6	7,6	84,0
	25	8	6,7	6,7	90,8
	26	10	8,4	8,4	99,2
	27	1	,8	,8	100,0
	Total	119	100,0	100,0	

2. Jenis Kelamin

		Jenis Kelamin			
		Frequency	Percent	Valid Percent	Cumulative Percent
Valid	L	38	31,9	31,9	31,9
	P	81	68,1	68,1	100,0
	Total	119	100,0	100,0	

3. Pendidikan Terakhir

Pendidikan Terakhir

		Frequency	Percent	Valid Percent	Cumulative Percent
Valid	S1	27	22,7	22,7	22,7
	SMA	90	75,6	75,6	98,3
	SMP	2	1,7	1,7	100,0
	Total	119	100,0	100,0	

4. Lama Berlangganan

Lama Berlangganan

		Frequency	Percent	Valid Percent	Cumulative Percent
Valid	1	75	63,0	63,0	63,0
	2	43	36,1	36,1	99,2
	3	1	,8	,8	100,0
	Total	119	100,0	100,0	

LAMPIRAN 4: DESKRIPTIF VARIABEL PENELITIAN

1. Kualitas Pelayanan

X1.1

		Frequency	Percent	Valid Percent	Cumulative Percent
Valid	2	1	,8	,8	,8
	3	2	1,7	1,7	2,5
	4	64	53,8	53,8	56,3
	5	52	43,7	43,7	100,0
	Total	119	100,0	100,0	

X1.2

		Frequency	Percent	Valid Percent	Cumulative Percent
Valid	2	1	,8	,8	,8
	3	4	3,4	3,4	4,2
	4	75	63,0	63,0	67,2
	5	39	32,8	32,8	100,0
	Total	119	100,0	100,0	

X1.3

		Frequency	Percent	Valid Percent	Cumulative Percent
Valid	2	1	,8	,8	,8
	3	7	5,9	5,9	6,7
	4	71	59,7	59,7	66,4
	5	40	33,6	33,6	100,0
	Total	119	100,0	100,0	

2. Interior Display

X2.1

		Frequency	Percent	Valid Percent	Cumulative Percent
Valid	2	1	,8	,8	,8
	3	4	3,4	3,4	4,2
	4	54	45,4	45,4	49,6
	5	60	50,4	50,4	100,0
	Total	119	100,0	100,0	

X2.2

		Frequency	Percent	Valid Percent	Cumulative Percent
Valid	2	1	,8	,8	,8
	3	7	5,9	5,9	6,7
	4	75	63,0	63,0	69,7
	5	36	30,3	30,3	100,0
	Total	119	100,0	100,0	

X2.3

		Frequency	Percent	Valid Percent	Cumulative Percent
Valid	3	5	4,2	4,2	4,2
	4	82	68,9	68,9	73,1
	5	32	26,9	26,9	100,0
	Total	119	100,0	100,0	

X2.4

		Frequency	Percent	Valid Percent	Cumulative Percent
Valid	2	1	,8	,8	,8
	3	11	9,2	9,2	10,1
	4	68	57,1	57,1	67,2
	5	39	32,8	32,8	100,0
	Total	119	100,0	100,0	

X2.5

		Frequency	Percent	Valid Percent	Cumulative Percent
Valid	3	7	5,9	5,9	5,9
	4	75	63,0	63,0	68,9
	5	37	31,1	31,1	100,0
	Total	119	100,0	100,0	

3. Promosi**X3.1**

		Frequency	Percent	Valid Percent	Cumulative Percent
Valid	3	2	1,7	1,7	1,7
	4	64	53,8	53,8	55,5
	5	53	44,5	44,5	100,0
	Total	119	100,0	100,0	

X3.2

		Frequency	Percent	Valid Percent	Cumulative Percent
Valid	3	6	5,0	5,0	5,0
	4	77	64,7	64,7	69,7
	5	36	30,3	30,3	100,0
	Total	119	100,0	100,0	

X3.3

		Frequency	Percent	Valid Percent	Cumulative Percent
Valid	2	1	,8	,8	,8
	3	8	6,7	6,7	7,6
	4	68	57,1	57,1	64,7
	5	42	35,3	35,3	100,0
	Total	119	100,0	100,0	

X3.4

		Frequency	Percent	Valid Percent	Cumulative Percent
Valid	2	1	,8	,8	,8
	3	16	13,4	13,4	14,3
	4	56	47,1	47,1	61,3
	5	46	38,7	38,7	100,0
	Total	119	100,0	100,0	

X3.5

		Frequency	Percent	Valid Percent	Cumulative Percent
Valid	3	1	,8	,8	,8
	4	73	61,3	61,3	62,2
	5	45	37,8	37,8	100,0
	Total	119	100,0	100,0	

4. Kepuasan Pelanggan**Y.1**

		Frequency	Percent	Valid Percent	Cumulative Percent
Valid	3	2	1,7	1,7	1,7
	4	68	57,1	57,1	58,8
	5	49	41,2	41,2	100,0
	Total	119	100,0	100,0	

Y.2

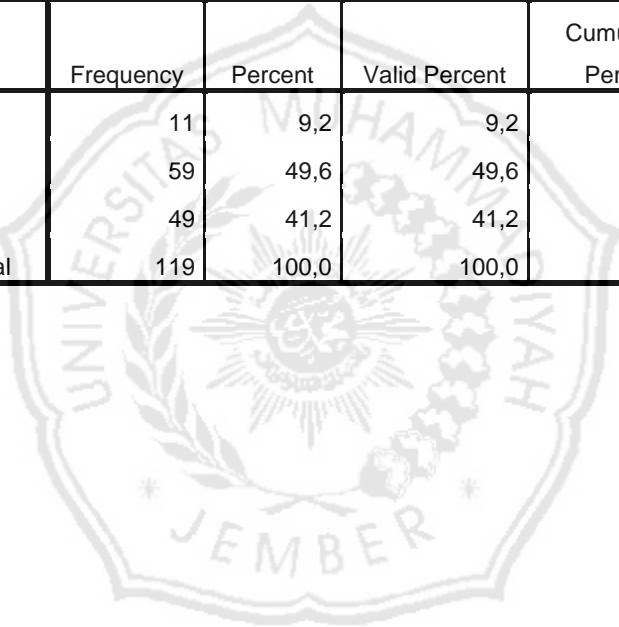
		Frequency	Percent	Valid Percent	Cumulative Percent
Valid	3	3	2,5	2,5	2,5
	4	73	61,3	61,3	63,9
	5	43	36,1	36,1	100,0
	Total	119	100,0	100,0	

Y.3

		Frequency	Percent	Valid Percent	Cumulative Percent
Valid	3	3	2,5	2,5	2,5
	4	77	64,7	64,7	67,2
	5	39	32,8	32,8	100,0
	Total	119	100,0	100,0	

Y.4

		Frequency	Percent	Valid Percent	Cumulative Percent
Valid	3	11	9,2	9,2	9,2
	4	59	49,6	49,6	58,8
	5	49	41,2	41,2	100,0
	Total	119	100,0	100,0	



LAMPIRAN 5: HASIL UJI VALIDITAS

1. Kualitas Pelayanan

		Correlations			
		X1.1	X1.2	X1.3	X1
X1.1	Pearson Correlation	1	,358**	,380**	,719**
	Sig. (2-tailed)		,000	,000	,000
	N	119	119	119	119
X1.2	Pearson Correlation	,358**	1	,655**	,834**
	Sig. (2-tailed)	,000		,000	,000
	N	119	119	119	119
X1.3	Pearson Correlation	,380**	,655**	1	,853**
	Sig. (2-tailed)	,000	,000		,000
	N	119	119	119	119
X1	Pearson Correlation	,719**	,834**	,853**	1
	Sig. (2-tailed)	,000	,000	,000	
	N	119	119	119	119

** . Correlation is significant at the 0.01 level (2-tailed).

2. Interior Display

Correlations

	X2.1	X2.2	X2.3	X2.4	X2.5	X2
X2.1 Pearson Correlation	1	,540**	,402**	,288**	,135	,707**
Sig. (2-tailed)		,000	,000	,001	,142	,000
N	119	119	119	119	119	119
X2.2 Pearson Correlation	,540**	1	,700**	,452**	,005	,797**
Sig. (2-tailed)	,000		,000	,000	,957	,000
N	119	119	119	119	119	119
X2.3 Pearson Correlation	,402**	,700**	1	,495**	,125	,790**
Sig. (2-tailed)	,000	,000		,000	,175	,000
N	119	119	119	119	119	119
X2.4 Pearson Correlation	,288**	,452**	,495**	1	,082	,702**
Sig. (2-tailed)	,001	,000	,000		,375	,000
N	119	119	119	119	119	119
X2.5 Pearson Correlation	,135	,005	,125	,082	1	,385**
Sig. (2-tailed)	,142	,957	,175	,375		,000
N	119	119	119	119	119	119
X2 Pearson Correlation	,707**	,797**	,790**	,702**	,385**	1
Sig. (2-tailed)	,000	,000	,000	,000	,000	
N	119	119	119	119	119	119

** . Correlation is significant at the 0.01 level (2-tailed).

3. Promosi

Correlations

	X3.1	X3.2	X3.3	X3.4	X3.5	X3
X3.1 Pearson Correlation	1	,537**	,343**	,315**	,132	,643**
Sig. (2-tailed)		,000	,000	,000	,152	,000
N	119	119	119	119	119	119
X3.2 Pearson Correlation	,537**	1	,706**	,507**	,091	,811**
Sig. (2-tailed)	,000		,000	,000	,326	,000
N	119	119	119	119	119	119
X3.3 Pearson Correlation	,343**	,706**	1	,606**	,141	,819**
Sig. (2-tailed)	,000	,000		,000	,127	,000
N	119	119	119	119	119	119
X3.4 Pearson Correlation	,315**	,507**	,606**	1	,206*	,792**
Sig. (2-tailed)	,000	,000	,000		,025	,000
N	119	119	119	119	119	119
X3.5 Pearson Correlation	,132	,091	,141	,206*	1	,415**
Sig. (2-tailed)	,152	,326	,127	,025		,000
N	119	119	119	119	119	119
X3 Pearson Correlation	,643**	,811**	,819**	,792**	,415**	1
Sig. (2-tailed)	,000	,000	,000	,000	,000	
N	119	119	119	119	119	119

** . Correlation is significant at the 0.01 level (2-tailed).

* . Correlation is significant at the 0.05 level (2-tailed).

4. Kepuasan Pelanggan

Correlations

		Y.1	Y.2	Y.3	Y.4	Y
Y.1	Pearson Correlation	1	,560**	,434**	,304**	,712**
	Sig. (2-tailed)		,000	,000	,001	,000
	N	119	119	119	119	119
Y.2	Pearson Correlation	,560**	1	,594**	,462**	,817**
	Sig. (2-tailed)	,000		,000	,000	,000
	N	119	119	119	119	119
Y.3	Pearson Correlation	,434**	,594**	1	,635**	,840**
	Sig. (2-tailed)	,000	,000		,000	,000
	N	119	119	119	119	119
Y.4	Pearson Correlation	,304**	,462**	,635**	1	,787**
	Sig. (2-tailed)	,001	,000	,000		,000
	N	119	119	119	119	119
Y	Pearson Correlation	,712**	,817**	,840**	,787**	1
	Sig. (2-tailed)	,000	,000	,000	,000	
	N	119	119	119	119	119

** . Correlation is significant at the 0.01 level (2-tailed).

LAMPIRAN 6: HASIL UJI RELIABILITAS

1. Kualitas Pelayanan

Reliability Statistics

Cronbach's Alpha	N of Items
,723	3

2. Interior Display

Reliability Statistics

Cronbach's Alpha	N of Items
,702	5

3. Promosi

Reliability Statistics

Cronbach's Alpha	N of Items
,744	5

4. Kepuasan Pelanggan

Reliability Statistics

Cronbach's Alpha	N of Items
,793	4

**LAMPIRAN 7: HASIL UJI UJI REGRESI, UJI ASUMSI KLASIK DAN UJI
HIPOTESIS**

```

REGRESSION
  /MISSING LISTWISE
  /STATISTICS COEFF OUTS BCOV R ANOVA COLLIN TOL
  /CRITERIA=PIN(.05) POUT(.10)
  /NOORIGIN
  /DEPENDENT Y
  /METHOD=ENTER X1 X2 X3
  /SCATTERPLOT=(*SRESID ,*ZPRED)
  /RESIDUALS HISTOGRAM(ZRESID) NORMPROB(ZRESID) .
    
```

Regression

		Notes	
Output Created			26-DEC-2018 15:32:08
Comments			
Input	Active Dataset Filter Weight Split File N of Rows in Working Data File	DataSet1 <none> <none> <none>	119
Missing Value Handling	Definition of Missing Cases Used	User-defined missing values are treated as missing. Statistics are based on cases with no missing values for any variable used.	
Syntax		REGRESSION /MISSING LISTWISE /STATISTICS COEFF OUTS BCOV R ANOVA COLLIN TOL /CRITERIA=PIN(.05) POUT(.10) /NOORIGIN /DEPENDENT Y /METHOD=ENTER X1 X2 X3 /SCATTERPLOT=(*SRESID ,*ZPRED) /RESIDUALS HISTOGRAM(ZRESID) NORMPROB(ZRESID).	
Resources	Processor Time Elapsed Time Memory Required Additional Memory Required for Residual Plots		00:00:00,67 00:00:00,75 2396 bytes 896 bytes

Variables Entered/Removed^a

Model	Variables Entered	Variables Removed	Method
1	X3, X1, X2 ^b	.	Enter

a. Dependent Variable: Y

b. All requested variables entered.

Model Summary^b

Model	R	R Square	Adjusted R Square	Std. Error of the Estimate
1	,775 ^a	,601	,591	1,110

a. Predictors: (Constant), X3, X1, X2

b. Dependent Variable: Y

ANOVA^a

Model		Sum of Squares	df	Mean Square	F	Sig.
1	Regression	213,506	3	71,169	57,770	,000 ^b
	Residual	141,671	115	1,232		
	Total	355,176	118			

a. Dependent Variable: Y

b. Predictors: (Constant), X3, X1, X2

Coefficients^a

Model		Unstandardized Coefficients		Standardized Coefficients	t	Sig.	Collinearity Statistics	
		B	Std. Error	Beta			Tolerance	VIF
1	(Constant)	,726	1,277		,569	,570		
	X1	,404	,085	,325	4,762	,000	,744	1,344
	X2	,249	,069	,282	3,608	,000	,566	1,766
	X3	,282	,070	,334	4,030	,000	,504	1,984

a. Dependent Variable: Y

Coefficient Correlations^a

Model			X3	X1	X2
1	Correlations	X3	1,000	-,345	-,574
		X1	-,345	1,000	-,104
		X2	-,574	-,104	1,000
	Covariances	X3	,005	-,002	-,003
		X1	-,002	,007	-,001
		X2	-,003	-,001	,005

a. Dependent Variable: Y

Collinearity Diagnostics^a

Model	Dimension	Eigenvalue	Condition Index	Variance Proportions			
				(Constant)	X1	X2	X3
1	1	3,986	1,000	,00	,00	,00	,00
	2	,007	24,492	,04	,93	,13	,03
	3	,005	28,884	,92	,01	,08	,21
	4	,003	37,289	,04	,06	,78	,76

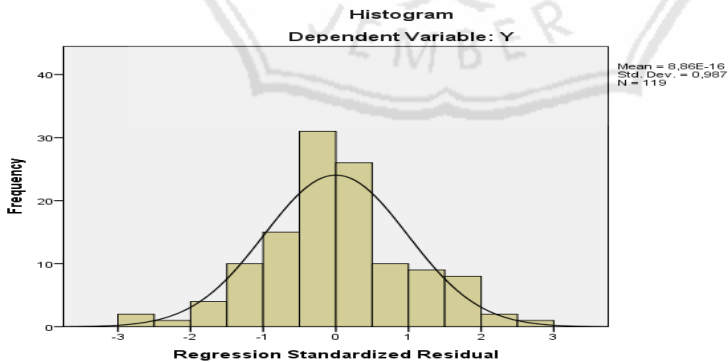
a. Dependent Variable: Y

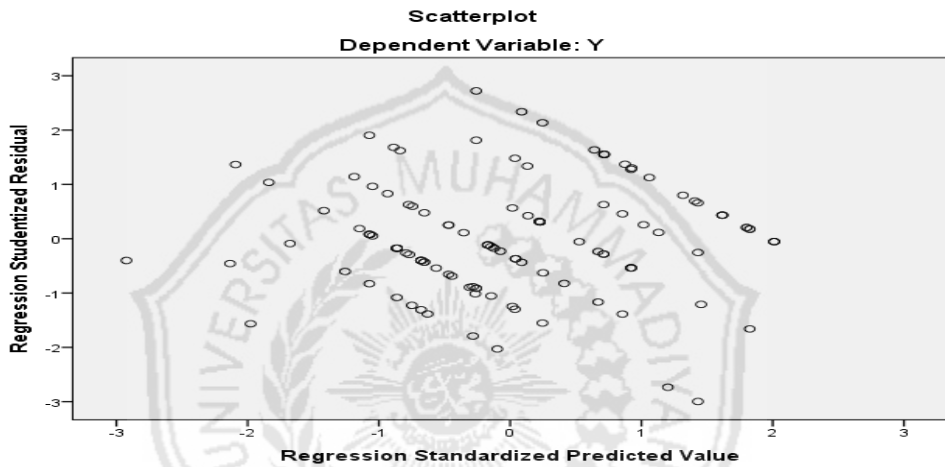
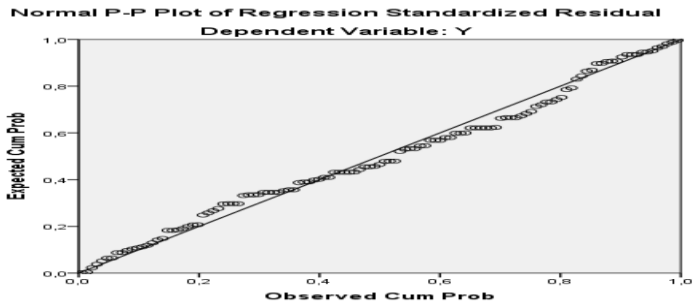
Residuals Statistics^a

	Minimum	Maximum	Mean	Std. Deviation	N
Predicted Value	13,42	20,06	17,35	1,345	119
Std. Predicted Value	-2,924	2,011	,000	1,000	119
Standard Error of Predicted Value	,107	,517	,192	,068	119
Adjusted Predicted Value	13,47	20,06	17,35	1,345	119
Residual	-3,277	2,996	,000	1,096	119
Std. Residual	-2,953	2,699	,000	,987	119
Stud. Residual	-2,997	2,722	,000	1,006	119
Deleted Residual	-3,376	3,046	-,001	1,137	119
Stud. Deleted Residual	-3,107	2,802	,000	1,017	119
Mahal. Distance	,110	24,573	2,975	3,301	119
Cook's Distance	,000	,083	,010	,016	119
Centered Leverage Value	,001	,208	,025	,028	119

a. Dependent Variable: Y

Charts





One-Sample Kolmogorov-Smirnov Test

		Unstandardized Residual
N		119
Normal Parameters ^{a,b}	Mean	,0000000
	Std. Deviation	1,09571903
Most Extreme Differences	Absolute	,073
	Positive	,073
	Negative	-,061
Test Statistic		,073
Asymp. Sig. (2-tailed)		,184 ^c

- a. Test distribution is Normal.
- b. Calculated from data.
- c. Lilliefors Significance Correction.

**LAMPIRAN 8: TABEL R *PRODUCT MOMENT*, TABEL DISTRIBUSI F,
DAN TABEL DISTRIBUSI T**

Tabel r product Moment (Sig = 0,05)							
df	r	df	r	df	r	df	r
1	0.9969	26	0.3739	51	0.2706	76	0.2227
2	0.9500	27	0.3673	52	0.2681	77	0.2213
3	0.8783	28	0.3610	53	0.2656	78	0.2199
4	0.8114	29	0.3550	54	0.2632	79	0.2165
5	0.7545	30	0.3494	55	0.2609	80	0.2162
6	0.7067	31	0.3440	56	0.2586	81	0.2159
7	0.6664	32	0.3388	57	0.2564	82	0.2146
8	0.6319	33	0.3388	58	0.2542	83	0.2133
9	0.6021	34	0.3291	59	0.2521	84	0.2120
10	0.5760	35	0.3246	60	0.2500	85	0.2108
11	0.5529	36	0.3202	61	0.2480	86	0.2096
12	0.5324	37	0.3160	62	0.2461	87	0.2084
13	0.5140	38	0.3120	63	0.2441	88	0.2072
14	0.4973	39	0.3081	64	0.2423	89	0.2061
15	0.4821	40	0.3044	65	0.2404	90	0.2050
16	0.4683	41	0.3008	66	0.2387	91	0.2039
17	0.4555	42	0.2973	67	0.2369	92	0.2028
18	0.4438	43	0.2940	68	0.2352	93	0.2018
19	0.4329	44	0.2907	69	0.2335	94	0.2006
20	0.4227	45	0.2876	70	0.2319	95	0.1996
21	0.4132	46	0.2845	71	0.2303	96	0.1986
22	0.4044	47	0.2816	72	0.2287	97	0.1975
23	0.3961	48	0.2787	73	0.2272	98	0.1966
24	0.3882	49	0.2759	74	0.2257	99	0.1956
25	0.3809	50	0.2732	75	0.2242	100	0.1946

Sumber: Data primer yang diolah 2018

Tabel Distribusi F

DF 1										
DF 2	1	2	3	4	5	6	7	8	9	10
1	161.4476	199.5000	215.7073	224.5833	230.1619	233.986	236.7684	238.8827	240.5433	241.8818
2	18.5128	19.0000	19.1643	19.2468	19.2964	19.3295	19.3532	19.371	19.3848	19.3959
3	10.1280	9.5521	9.2766	9.1172	9.0135	8.9406	8.8867	8.8452	8.8123	8.7855
4	7.7086	6.9443	6.5914	6.3882	6.2561	6.1631	6.0942	6.041	5.9988	5.9644
5	6.6079	5.7861	5.4095	5.1922	5.0503	4.9503	4.8759	4.8183	4.7725	4.7351
6	5.9874	5.1433	4.7571	4.5337	4.3874	4.2839	4.2067	4.1468	4.099	4.06
7	5.5914	4.7374	4.3468	4.1203	3.9715	3.866	3.787	3.7257	3.6767	3.6365
8	5.3177	4.4590	4.0662	3.8379	3.6875	3.5806	3.5005	3.4381	3.3881	3.3472
9	5.1174	4.2565	3.8625	3.6331	3.4817	3.3738	3.2927	3.2296	3.1789	3.1373
10	4.9646	4.1028	3.7083	3.4780	3.3258	3.2172	3.1355	3.0717	3.0204	2.9782
11	4.8443	3.9823	3.5874	3.3567	3.2039	3.0946	3.0123	2.948	2.8962	2.8536
12	4.7472	3.8853	3.4903	3.2592	3.1059	2.9961	2.9134	2.8486	2.7964	2.7534
13	4.6672	3.8056	3.4105	3.1791	3.0254	2.9153	2.8321	2.7669	2.7144	2.671
14	4.6001	3.7389	3.3439	3.1122	2.9582	2.8477	2.7642	2.6987	2.6458	2.6022
15	4.5431	3.6823	3.2874	3.0556	2.9013	2.7905	2.7066	2.6408	2.5876	2.5437
16	4.4940	3.6337	3.2389	3.0069	2.8524	2.7413	2.6572	2.5911	2.5377	2.4935
17	4.4513	3.5915	3.1968	2.9647	2.8100	2.6987	2.6143	2.548	2.4943	2.4499
18	4.4139	3.5546	3.1599	2.9277	2.7729	2.6613	2.5767	2.5102	2.4563	2.4117
19	4.3807	3.5219	3.1274	2.8951	2.7401	2.6283	2.5435	2.4768	2.4227	2.3779
20	4.3512	3.4928	3.0984	2.8661	2.7109	2.599	2.514	2.4471	2.3928	2.3479
21	4.3248	3.4668	3.0725	2.8401	2.6848	2.5727	2.4876	2.4205	2.366	2.321
22	4.3009	3.4434	3.0491	2.8167	2.6613	2.5491	2.4638	2.3965	2.3419	2.2967
23	4.2793	3.4221	3.0280	2.7955	2.6400	2.5277	2.4422	2.3748	2.3201	2.2747
24	4.2597	3.4028	3.0088	2.7763	2.6207	2.5082	2.4226	2.3551	2.3002	2.2547
25	4.2417	3.3852	2.9912	2.7587	2.6030	2.4904	2.4047	2.3371	2.2821	2.2365
26	4.2252	3.3690	2.9752	2.7426	2.5868	2.4741	2.3883	2.3205	2.2655	2.2197
27	4.2100	3.3541	2.9604	2.7278	2.5719	2.4591	2.3732	2.3053	2.2501	2.2043
28	4.1960	3.3404	2.9467	2.7141	2.5581	2.4453	2.3593	2.2913	2.236	2.19
29	4.1830	3.3277	2.9340	2.7014	2.5454	2.4324	2.3463	2.2783	2.2229	2.1768
30	4.1709	3.3158	2.9223	2.6896	2.5336	2.4205	2.3343	2.2662	2.2107	2.1646
31	4.1596	3.3048	2.9113	2.6787	2.5225	2.4094	2.3232	2.2549	2.1994	2.1532
32	4.1491	3.2945	2.9011	2.6684	2.5123	2.3991	2.3127	2.2444	2.1888	2.1425
33	4.1393	3.2849	2.8916	2.6589	2.5026	2.3894	2.303	2.2346	2.1789	2.1325
34	4.1300	3.2759	2.8826	2.6499	2.4936	2.3803	2.2938	2.2253	2.1696	2.1231
35	4.1213	3.2674	2.8742	2.6415	2.4851	2.3718	2.2852	2.2167	2.1608	2.1143
36	4.1132	3.2594	2.8663	2.6335	2.4772	2.3638	2.2771	2.2085	2.1526	2.1061
37	4.1055	3.2519	2.8588	2.6261	2.4696	2.3562	2.2695	2.2008	2.1449	2.0982
38	4.0982	3.2448	2.8517	2.6190	2.4625	2.349	2.2623	2.1936	2.1375	2.0909
39	4.0913	3.2381	2.8451	2.6123	2.4558	2.3423	2.2555	2.1867	2.1306	2.0839
40	4.0847	3.2317	2.8387	2.6060	2.4495	2.3359	2.249	2.1802	2.124	2.0772
41	4.0785	3.2257	2.8327	2.6000	2.4434	2.3298	2.2429	2.174	2.1178	2.071
42	4.0727	3.2199	2.8270	2.5943	2.4377	2.324	2.2371	2.1681	2.1119	2.065
43	4.0670	3.2145	2.8216	2.5888	2.4322	2.3185	2.2315	2.1625	2.1062	2.0593
44	4.0617	3.2093	2.8165	2.5837	2.4270	2.3133	2.2263	2.1572	2.1009	2.0539
45	4.0566	3.2043	2.8115	2.5787	2.4221	2.3083	2.2212	2.1521	2.0958	2.0487
46	4.0517	3.1996	2.8068	2.5740	2.4174	2.3035	2.2164	2.1473	2.0909	2.0438
47	4.0471	3.1951	2.8024	2.5695	2.4128	2.299	2.2118	2.1427	2.0862	2.0391
48	4.0427	3.1907	2.7981	2.5652	2.4085	2.2946	2.2074	2.1382	2.0817	2.0346
49	4.0384	3.1866	2.7939	2.5611	2.4044	2.2904	2.2032	2.134	2.0775	2.0303
50	4.0343	3.1826	2.7900	2.5572	2.4004	2.2864	2.1992	2.1299	2.0734	2.0261
51	4.0304	3.1788	2.7862	2.5534	2.3966	2.2826	2.1953	2.126	2.0694	2.0222
52	4.0266	3.1751	2.7826	2.5498	2.3930	2.2789	2.1916	2.1223	2.0656	2.0184
53	4.0230	3.1716	2.7791	2.5463	2.3894	2.2754	2.1881	2.1187	2.062	2.0147
54	4.0195	3.1682	2.7758	2.5429	2.3861	2.272	2.1846	2.1152	2.0585	2.0112
55	4.0162	3.1650	2.7725	2.5397	2.3828	2.2687	2.1813	2.1119	2.0552	2.0078

56	4.0130	3.1619	2.7694	2.5366	2.3797	2.2656	2.1782	2.1087	2.0519	2.0045
57	4.0099	3.1588	2.7664	2.5336	2.3767	2.2625	2.1751	2.1056	2.0488	2.0014
58	4.0069	3.1559	2.7636	2.5307	2.3738	2.2596	2.1721	2.1026	2.0458	1.9983
59	4.0040	3.1531	2.7608	2.5279	2.3710	2.2568	2.1693	2.0997	2.0429	1.9954
60	4.0012	3.1504	2.7581	2.5252	2.3683	2.2541	2.1665	2.097	2.0401	1.9926
61	3.9985	3.1478	2.7555	2.5226	2.3657	2.2514	2.1639	2.0943	2.0374	1.9899
62	3.9959	3.1453	2.7530	2.5201	2.3631	2.2489	2.1613	2.0917	2.0348	1.9872
63	3.9934	3.1428	2.7505	2.5177	2.3607	2.2464	2.1588	2.0892	2.0322	1.9847
64	3.9909	3.1404	2.7482	2.5153	2.3583	2.244	2.1564	2.0868	2.0298	1.9822
65	3.9886	3.1381	2.7459	2.5130	2.3560	2.2417	2.1541	2.0844	2.0274	1.9798
66	3.9863	3.1359	2.7437	2.5108	2.3538	2.2395	2.1518	2.0821	2.0251	1.9775
67	3.9840	3.1338	2.7416	2.5087	2.3517	2.2373	2.1497	2.0799	2.0229	1.9752
68	3.9819	3.1317	2.7395	2.5066	2.3496	2.2352	2.1475	2.0778	2.0207	1.973
69	3.9798	3.1296	2.7375	2.5046	2.3475	2.2332	2.1455	2.0757	2.0186	1.9709
70	3.9778	3.1277	2.7355	2.5027	2.3456	2.2312	2.1435	2.0737	2.0166	1.9689
71	3.9758	3.1258	2.7336	2.5008	2.3437	2.2293	2.1415	2.0717	2.0146	1.9669
72	3.9739	3.1239	2.7318	2.4989	2.3418	2.2274	2.1397	2.0698	2.0127	1.9649
73	3.9720	3.1221	2.7300	2.4971	2.3400	2.2256	2.1378	2.068	2.0108	1.9631
74	3.9702	3.1203	2.7283	2.4954	2.3383	2.2238	2.136	2.0662	2.009	1.9612
75	3.9685	3.1186	2.7266	2.4937	2.3366	2.2221	2.1343	2.0644	2.0073	1.9594
76	3.9668	3.1170	2.7249	2.4920	2.3349	2.2204	2.1326	2.0627	2.0055	1.9577
77	3.9651	3.1154	2.7233	2.4904	2.3333	2.2188	2.131	2.0611	2.0039	1.956
78	3.9635	3.1138	2.7218	2.4889	2.3317	2.2172	2.1294	2.0595	2.0022	1.9544
79	3.9619	3.1123	2.7203	2.4874	2.3302	2.2157	2.1278	2.0579	2.0007	1.9528
80	3.9604	3.1108	2.7188	2.4859	2.3287	2.2142	2.1263	2.0564	1.9991	1.9512
81	3.9589	3.1093	2.7173	2.4844	2.3273	2.2127	2.1248	2.0549	1.9976	1.9497
82	3.9574	3.1079	2.7159	2.4830	2.3259	2.2113	2.1234	2.0534	1.9961	1.9482
83	3.9560	3.1065	2.7146	2.4817	2.3245	2.2099	2.122	2.052	1.9947	1.9468
84	3.9546	3.1052	2.7132	2.4803	2.3231	2.2086	2.1206	2.0506	1.9933	1.9454
85	3.9532	3.1038	2.7119	2.4790	2.3218	2.2072	2.1193	2.0493	1.9919	1.944
86	3.9519	3.1026	2.7106	2.4777	2.3205	2.2059	2.118	2.048	1.9906	1.9426
87	3.9506	3.1013	2.7094	2.4765	2.3193	2.2047	2.1167	2.0467	1.9893	1.9413
88	3.9493	3.1001	2.7082	2.4753	2.3181	2.2034	2.1155	2.0454	1.988	1.94
89	3.9481	3.0989	2.7070	2.4741	2.3169	2.2022	2.1143	2.0442	1.9868	1.9388
90	3.9469	3.0977	2.7058	2.4729	2.3157	2.2011	2.1131	2.043	1.9856	1.9376
91	3.9457	3.0966	2.7047	2.4718	2.3145	2.1999	2.1119	2.0418	1.9844	1.9364
92	3.9445	3.0954	2.7036	2.4707	2.3134	2.1988	2.1108	2.0407	1.9833	1.9352
93	3.9434	3.0943	2.7025	2.4696	2.3123	2.1977	2.1097	2.0395	1.9821	1.9341
94	3.9423	3.0933	2.7014	2.4685	2.3113	2.1966	2.1086	2.0384	1.981	1.9329
95	3.9412	3.0922	2.7004	2.4675	2.3102	2.1955	2.1075	2.0374	1.9799	1.9318
96	3.9402	3.0912	2.6994	2.4665	2.3092	2.1945	2.1065	2.0363	1.9789	1.9308
97	3.9391	3.0902	2.6984	2.4655	2.3082	2.1935	2.1054	2.0353	1.9778	1.9297
98	3.9381	3.0892	2.6974	2.4645	2.3072	2.1925	2.1044	2.0343	1.9768	1.9287
99	3.9371	3.0882	2.6965	2.4636	2.3063	2.1915	2.1035	2.0333	1.9758	1.9277
100	3.9361	3.0873	2.6955	2.4626	2.3053	2.1906	2.1025	2.0323	1.9748	1.9267

Sumber: Data primer yang diolah 2018

Tabel Distribusi t			
Df	0,1	0,05	0,025
1	3.0777	6.3138	12.7062
2	1.8856	2.9200	4.3027
3	1.6377	2.3534	3.1824
4	1.5332	2.1318	2.7764
5	1.4759	2.0150	2.5706
6	1.4398	1.9432	2.4469
7	1.4149	1.8946	2.3646
8	1.3968	1.8595	2.3060
9	1.3830	1.8331	2.2622
10	1.3722	1.8125	2.2281
11	1.3634	1.7959	2.2010
12	1.3562	1.7823	2.1788
13	1.3502	1.7709	2.1604
14	1.3450	1.7613	2.1448
15	1.3406	1.7531	2.1314
16	1.3368	1.7459	2.1199
17	1.3334	1.7396	2.1098
18	1.3304	1.7341	2.1009
19	1.3277	1.7291	2.0930
20	1.3253	1.7247	2.0860
21	1.3232	1.7207	2.0796
22	1.3212	1.7171	2.0739
23	1.3195	1.7139	2.0687
24	1.3178	1.7109	2.0639
25	1.3163	1.7081	2.0595
26	1.3150	1.7056	2.0555
27	1.3137	1.7033	2.0518
28	1.3125	1.7011	2.0484
29	1.3114	1.6991	2.0452
30	1.3104	1.6973	2.0423
31	1.3095	1.6955	2.0395
32	1.3086	1.6939	2.0369
33	1.3077	1.6924	2.0345
34	1.3070	1.6909	2.0322
35	1.3062	1.6896	2.0301
36	1.3055	1.6883	2.0281
37	1.3049	1.6871	2.0262
38	1.3042	1.6860	2.0244
39	1.3036	1.6849	2.0227
40	1.3031	1.6839	2.0211
41	1.3025	1.6829	2.0195
42	1.3020	1.6820	2.0181
43	1.3016	1.6811	2.0167
44	1.3011	1.6802	2.0154

45	1.3006	1.6794	2.0141
46	1.3002	1.6787	2.0129
47	1.2998	1.6779	2.0117
48	1.2994	1.6772	2.0106
49	1.2991	1.6766	2.0096
50	1.2987	1.6759	2.0086
51	1.2984	1.6753	2.0076
52	1.2980	1.6747	2.0066
53	1.2977	1.6741	2.0057
54	1.2974	1.6736	2.0049
55	1.2971	1.6730	2.0040
56	1.2969	1.6725	2.0032
57	1.2966	1.6720	2.0025
58	1.2963	1.6716	2.0017
59	1.2961	1.6711	2.0010
60	1.2958	1.6706	2.0003
61	1.2956	1.6702	1.9996
62	1.2954	1.6698	1.9990
63	1.2951	1.6694	1.9983
64	1.2949	1.6690	1.9977
65	1.2947	1.6686	1.9971
66	1.2945	1.6683	1.9966
67	1.2943	1.6679	1.9960
68	1.2941	1.6676	1.9955
69	1.2939	1.6672	1.9949
70	1.2938	1.6669	1.9944
71	1.2936	1.6666	1.9939
72	1.2934	1.6663	1.9935
73	1.2933	1.6660	1.9930
74	1.2931	1.6657	1.9925
75	1.2929	1.6654	1.9921
76	1.2928	1.6652	1.9917
77	1.2926	1.6649	1.9913
78	1.2925	1.6646	1.9908
79	1.2924	1.6644	1.9905
80	1.2922	1.6641	1.9901
81	1.2921	1.6639	1.9897
82	1.2920	1.6636	1.9893
83	1.2918	1.6634	1.9890
84	1.2917	1.6632	1.9886
85	1.2916	1.6630	1.9883
86	1.2915	1.6628	1.9879
87	1.2914	1.6626	1.9876
88	1.2912	1.6624	1.9873
89	1.2911	1.6622	1.987
90	1.291	1.662	1.9867
91	1.2909	1.6618	1.9864
92	1.2908	1.6616	1.9861

93	1.2907	1.6614	1.9858
94	1.2906	1.6612	1.9855
95	1.2905	1.6611	1.9853
96	1.2904	1.6609	1.985
97	1.2903	1.6607	1.9847
98	1.2902	1.6606	1.9845
99	1.2902	1.6604	1.9842
100	1.2901	1.6602	1.984

Sumber: Data primer yang diolah 2018

