

LAMPIRAN I:

Pengantar Kuesioner





**KUESIONER PENELITIAN
PENGARUH GAYA HIDUP, CITRA MEREK DAN
KUALITAS PELAYANAN TERHADAP KEPUASAN
PELANGGAN BARBERSHOP SADIMO JEMBER**

Kepada:

Yth. Bapak/Sdr responden

Di tempat

Dengan hormat,

Kuesioner ini ditujukan untuk karyawan guna memperoleh data yang akan dipergunakan untuk penulisan tugas akhir (skripsi) sebagai salah satu syarat untuk memperoleh gelar sarjana. Adapun judul skripsi yang saya buat yaitu **“Pengaruh Gaya Hidup, Citra Merek dan Kualitas Pelayanan terhadap Kepuasan Pelanggan Barbershop Sadimo Jember”**. Dengan segenap kerendahan hati, saya memohon kesediaan Bapak/Ibu untuk bersedia meluangkan waktu mengisi kuesioner ini dengan jujur dan apa adanya.


Informasi yang Bapak/Ibu berikan hanya digunakan untuk kepentingan terbatas, dalam artian hanya diperlukan untuk penelitian ini saja. Peneliti menjamin rahasia pribadi juga jawaban Bapak/Ibu dalam memberikan kebenaran data pada peneliti.

Atas bantuan dan kerjasamanya Bapak/Ibu/Saudara saya ucapkan terimakasih.

Hormat saya,

**Rida”i
NIM 14.10.411.402**

LAMPIRAN II:
Petunjuk Pengisian
Kuesioner Penelitian




Petunjuk Pengisian:

Berilah tanda cek list (√) pada jawaban yang dipilih.

1. Bila pendapat anda sangat setuju (SS)
2. Bila pendapat anda setuju (S)
3. Bila kurang setuju (KS)
4. Bila tidak setuju (TS)
5. Bila sangat tidak setuju (STS)

Identitas responden

1. Usia :
2. Jenis Kelamin :
3. Lama Memakai :



LAMPIRAN III:

Kuesioner Penelitian



Kuesioner Penelitian

No	Pernyataan	Pilihan Jawaban				
	Gaya Hidup (X ₁)	STS	TS	KS	S	SS
1	Anda pernah bercerita ke rekan mengenai <i>barbershop</i> Sadimo Jember					
2	Anda senang berada di <i>barbershop</i> Sadimo Jember					
3	Anda menjawab hal yang baik-baik ketika diberi pertanyaan seputar <i>barbershop</i> Sadimo Jember					
	Citra Merek (X₂)					
1	Jasa <i>barbershop</i> Sadimo Jember sudah banyak dikenal di kalangan masyarakat					
2	<i>Barbershop</i> Sadimo Jember mudah diingat oleh konsumen					
3	Potongan rambut <i>barbershop</i> Sadimo Jember disukai konsumen					
	Kualitas Pelayanan (X₃)					
1	Anda segera dilayani oleh pelayan <i>barbershop</i> Sadimo Jember setelah selesai memesan					
2	Pelayan <i>barbershop</i> Sadimo Jember bertutur kata dengan sopan dan hormat					
3	Pelayan di <i>barbershop</i> Sadimo Jember memadai sehingga dapat melayani semua pelanggan					
	Kepuasan Pelanggan (Y)					
1	Anda selalu merasa puas pada seluruh layanan yang diberikan oleh <i>barbershop</i> Sadimo Jember					
2	Anda sangat puas dengan pelayanan <i>barbershop</i> Sadimo Jember					
3	Anda pernah merekomendasikan <i>barbershop</i> Sadimo Jember kepada orang lain					

LAMPIRAN IV:

Rekapitulasi Kuesioner



Rekapitulasi Kuesioner

No	X1.1	X1.2	X1.3	Gaya Hidup	X2.1	X2.2	X2.3	Citra Merek	X3.1	X3.2	X3.3	Kualitas Pelayanan	Y1	Y2	Y3	Kepuasan PElanggan
1	4	4	4	12	4	4	4	12	4	4	4	12	4	4	5	13
2	5	5	5	15	4	5	4	13	4	5	5	14	5	5	5	15
4	4	4	5	13	4	5	4	13	4	4	4	12	4	4	5	13
4	4	4	4	12	4	4	4	12	4	4	4	12	4	4	4	12
5	4	3	4	11	4	3	4	11	3	4	4	11	3	3	3	9
6	4	4	4	12	4	4	4	12	5	4	4	13	4	5	3	12
7	5	4	4	13	4	5	4	13	4	4	4	12	5	4	4	13
8	4	4	5	13	5	5	5	15	4	5	5	14	4	5	5	14
9	3	3	3	9	3	3	3	9	3	3	3	9	3	3	4	10
10	3	3	4	10	3	4	3	10	3	3	4	10	3	3	4	10
11	4	5	5	14	4	5	4	13	5	4	4	13	4	4	5	13
12	4	5	5	14	5	5	5	15	5	5	5	15	5	5	5	15
13	4	5	5	14	5	5	4	14	5	5	5	15	4	5	5	14
14	4	4	4	12	4	4	5	13	4	4	4	12	4	4	4	12
15	4	3	3	10	4	4	4	12	4	4	4	12	4	4	4	12
16	4	5	4	13	4	4	4	12	4	4	4	12	4	4	4	12
17	4	4	4	12	4	4	5	13	4	4	5	13	4	4	4	12
18	4	5	4	13	4	4	5	13	4	5	5	14	4	5	4	13
19	4	4	4	12	4	4	4	12	4	4	4	12	4	4	4	12
20	5	4	4	13	4	4	4	12	4	4	4	12	4	4	5	13
21	5	5	5	15	5	5	5	15	5	5	5	15	4	5	5	14
22	4	5	5	14	4	5	5	14	4	4	4	12	4	5	5	14
23	4	4	4	12	4	4	4	12	4	4	4	12	4	4	3	11
24	4	5	5	14	5	5	4	14	5	5	5	15	5	5	4	14
25	4	5	5	14	5	4	5	14	5	4	4	13	5	5	4	14
26	5	5	4	14	5	5	5	15	4	5	5	14	5	5	5	15
27	5	5	4	14	4	4	4	12	4	4	4	12	4	4	4	12
28	4	4	5	13	4	4	5	13	4	4	4	12	4	4	5	13
29	5	5	5	15	5	5	5	15	5	5	5	15	5	5	5	15
30	5	4	4	13	4	5	4	13	4	5	4	13	4	4	5	13
31	4	4	4	12	4	4	4	12	4	4	4	12	4	4	4	12
32	4	4	3	11	3	4	4	11	3	4	4	11	4	3	3	10
33	3	3	4	10	2	3	3	8	3	3	3	9	3	4	3	10
34	4	4	4	12	4	4	4	12	4	4	4	13	4	4	4	12
35	4	4	4	12	4	4	4	12	4	4	4	12	4	4	4	12
36	4	4	4	12	4	4	4	12	4	4	4	12	4	4	5	13
37	5	5	5	15	5	5	5	15	4	5	5	14	5	5	5	15
38	4	4	4	12	4	4	4	12	4	4	5	13	4	3	3	10
39	4	4	4	12	4	4	4	12	3	4	4	11	4	4	3	11
40	5	5	4	14	5	4	4	13	4	4	5	13	5	4	4	13
41	5	5	5	15	5	5	5	14	5	5	5	15	5	5	5	15
42	4	4	4	12	4	4	4	12	4	4	4	12	4	4	3	11
43	4	4	4	12	4	4	4	12	4	5	4	13	5	4	4	13
44	4	4	4	12	4	4	4	12	4	4	4	12	4	3	3	10
45	5	4	4	13	5	4	4	13	4	4	5	13	4	4	4	12
46	4	5	5	14	4	5	5	14	4	4	5	13	4	4	5	13
47	5	5	5	15	5	5	5	15	5	5	5	15	5	5	5	15
48	4	4	4	12	4	4	4	12	5	4	4	13	4	4	5	13
49	5	4	5	14	4	4	5	13	5	4	4	13	4	4	5	13
50	4	4	4	12	4	4	4	12	3	4	4	11	4	4	4	12
51	4	5	5	14	5	5	4	14	5	4	4	13	4	4	5	13
52	4	5	5	14	5	5	5	15	5	5	4	14	4	5	5	14
53	4	4	4	12	4	4	4	12	4	4	4	12	4	4	4	12
54	5	5	5	15	5	5	5	15	5	5	5	15	5	5	5	15
55	4	4	4	12	4	4	4	12	4	4	5	13	4	4	4	12
56	4	4	4	12	4	5	3	12	4	4	4	12	4	4	4	12
57	5	5	4	14	5	4	5	14	5	5	4	14	5	5	4	15
58	4	4	4	12	4	4	4	12	4	5	3	12	4	4	4	12
59	4	4	4	12	4	4	4	12	4	4	4	12	4	4	3	11
60	5	4	4	13	5	5	4	14	4	5	5	14	5	5	4	14
61	4	4	4	12	5	4	4	13	4	4	4	12	4	4	4	12
62	5	5	4	14	5	5	5	15	5	5	5	15	5	5	5	15
63	5	5	5	15	4	5	5	14	5	5	5	15	4	5	5	14
64	4	3	4	11	4	4	4	12	4	4	4	12	4	4	4	12
65	3	4	4	11	4	4	4	12	4	4	4	12	4	4	4	12
66	5	4	5	14	4	4	4	12	4	4	4	12	4	4	4	12
67	4	4	5	13	5	4	4	13	4	4	4	12	4	4	5	13
68	4	5	5	14	4	4	5	13	5	4	4	13	4	4	5	13
69	5	5	5	15	5	5	4	14	4	5	4	13	4	5	5	14
70	4	4	5	13	4	4	5	13	5	4	4	13	4	4	5	13
71	5	5	4	14	5	5	4	14	5	5	5	15	5	5	4	14
72	4	5	5	14	4	5	5	14	5	5	4	14	4	4	5	13
73	4	4	3	11	4	4	4	12	4	4	4	12	4	4	4	12
74	4	4	4	12	4	4	4	12	4	4	4	12	4	4	4	12
75	4	4	4	12	4	4	3	11	4	4	4	12	4	4	4	12
76	5	4	4	13	4	5	5	14	5	4	4	13	4	4	5	13
77	4	4	4	12	4	5	4	13	4	4	4	12	4	4	4	12
78	4	5	5	14	5	4	4	13	4	4	5	13	5	4	5	14
79	5	5	5	15	5	4	5	14	5	5	5	15	5	5	5	15
80	3	4	4	11	4	4	4	12	4	4	4	12	4	4	4	12
81	4	4	4	12	5	4	4	13	4	4	4	12	4	4	4	12
82	5	5	4	14	5	5	5	15	5	5	5	15	5	5	5	15
83	5	5	5	15	4	5	5	14	5	5	5	15	4	5	5	14
84	4	3	4	11	4	4	4	12	4	4	4	12	4	4	4	12
85	3	4	4	11	4	4	4	12	4	4	4	12	4	4	4	12
86	5	4	5	14	4	4	4	12	4	4	4	12	4	4	4	12
87	4	4	5	13	5	4	4	13	4	4	4	12	4	4	5	13
88	4	5	5	14	4	4	5	13	5	4	4	13	4	4	5	13
89	5	5	5	15	5	5	4	14	4	5	4	13	4	5	5	14
90	4	4	5	13	4	4	5	13	5	4	4	13	4	4	5	13
91	5	5	4	14	5	5	4	14	5	5	5	15	5	5	4	14
92	4	5	5	14	4	5	5	14	5	5	4	14	4	4	5	13
93	4	4	3	11	4	4	4	12	4	4	4	12	4	4	4	12
94	4	4	4	12	4	4	4	12	4	4	4	12	4	4	4	12
95	4	4	4	12	4	4	3	11	4	4	4	12	4	4	4	12
96	5	4	4	13	4	5	5	14	5	4	4	13	4	4	5	13

LAMPIRAN V:
Frekuensi Pernyataan
Responden



Frekuensi Pernyataan Responden

A. Gaya Hidup

Statistics

		X1.1	X1.2	X1.3
N	Valid	96	96	96
	Missing	0	0	0

X1.1

		Frequency	Percent	Valid Percent	Cumulative Percent
Valid	3	6	6.3	6.3	6.3
	4	60	62.5	62.5	68.8
	5	30	31.3	31.3	100.0
	Total	96	100.0	100.0	

X1.2

		Frequency	Percent	Valid Percent	Cumulative Percent
Valid	3	7	7.3	7.3	7.3
	4	53	55.2	55.2	62.5
	5	36	37.5	37.5	100.0
	Total	96	100.0	100.0	

X1.3

		Frequency	Percent	Valid Percent	Cumulative Percent
Valid	3	5	5.2	5.2	5.2
	4	55	57.3	57.3	62.5
	5	36	37.5	37.5	100.0
	Total	96	100.0	100.0	

B. Citra Merek

Statistics

		X2.1	X2.2	X2.3
N	Valid	96	96	96
	Missing	0	0	0

X2.1

		Frequency	Percent	Valid Percent	Cumulative Percent
Valid	2	1	1.0	1.0	1.0
	3	3	3.1	3.1	4.2
	4	62	64.6	64.6	68.8
	5	30	31.3	31.3	100.0
	Total	96	100.0	100.0	

X2.2

		Frequency	Percent	Valid Percent	Cumulative Percent
Valid	3	3	3.1	3.1	3.1
	4	58	60.4	60.4	63.5
	5	35	36.5	36.5	100.0
	Total	96	100.0	100.0	

X2.3

		Frequency	Percent	Valid Percent	Cumulative Percent
Valid	3.0	6	6.3	6.3	6.3
	4.0	58	60.4	60.4	66.7
	5.0	32	33.3	33.3	100.0
	Total	96	100.0	100.0	

C. Kualitas Pelayanan

Statistics

		X3.1	X3.2	X3.3
N	Valid	96	96	96
	Missing	0	0	0

X3.1

		Frequency	Percent	Valid Percent	Cumulative Percent
Valid	3	7	7.3	7.3	7.3
	4	58	60.4	60.4	67.7
	5	31	32.3	32.3	100.0
	Total	96	100.0	100.0	

X3.2

		Frequency	Percent	Valid Percent	Cumulative Percent
Valid	3	3	3.1	3.1	3.1
	4	63	65.6	65.6	68.8
	5	30	31.3	31.3	100.0
	Total	96	100.0	100.0	

X3.3

		Frequency	Percent	Valid Percent	Cumulative Percent
Valid	3	3	3.1	3.1	3.1
	4	64	66.7	66.7	69.8
	5	29	30.2	30.2	100.0
	Total	96	100.0	100.0	

D. Kepuasan Pelanggan

Statistics

		Y1	Y2	Y3
N	Valid	96	96	96
	Missing	0	0	0

Y1

		Frequency	Percent	Valid Percent	Cumulative Percent
Valid	3	4	4.2	4.2	4.2
	4	71	74.0	74.0	78.1
	5	21	21.9	21.9	100.0
	Total	96	100.0	100.0	

Y2

		Frequency	Percent	Valid Percent	Cumulative Percent
Valid	3	6	6.3	6.3	6.3
	4	62	64.6	64.6	70.8
	5	28	29.2	29.2	100.0
	Total	96	100.0	100.0	

Y3

		Frequency	Percent	Valid Percent	Cumulative Percent
Valid	3	10	10.4	10.4	10.4
	4	43	44.8	44.8	55.2
	5	43	44.8	44.8	100.0
	Total	96	100.0	100.0	

LAMPIRAN VI:
Hasil Uji Validitas Dan
Reliabilitas



UJI VALIDITAS

A. Gaya Hidup

Correlations

		X1.1	X1.2	X1.3	Gaya Hidup
X1.1	Pearson Correlation	1	.491**	.271**	.734**
	Sig. (2-tailed)		.000	.008	.000
	N	96	96	96	96
X1.2	Pearson Correlation	.491**	1	.572**	.873**
	Sig. (2-tailed)	.000		.000	.000
	N	96	96	96	96
X1.3	Pearson Correlation	.271**	.572**	1	.774**
	Sig. (2-tailed)	.008	.000		.000
	N	96	96	96	96
Gaya Hidup	Pearson Correlation	.734**	.873**	.774**	1
	Sig. (2-tailed)	.000	.000	.000	
	N	96	96	96	96

** . Correlation is significant at the 0.01 level (2-tailed).

B. Citra Merek

Correlations

		X2.1	X2.2	X2.3	Citra Merek
X2.1	Pearson Correlation	1	.508**	.398**	.801**
	Sig. (2-tailed)		.000	.000	.000
	N	96	96	96	96
X2.2	Pearson Correlation	.508**	1	.424**	.802**
	Sig. (2-tailed)	.000		.000	.000
	N	96	96	96	96
X2.3	Pearson Correlation	.398**	.424**	1	.769**
	Sig. (2-tailed)	.000	.000		.000
	N	96	96	96	96
Citra Merek	Pearson Correlation	.801**	.802**	.769**	1
	Sig. (2-tailed)	.000	.000	.000	
	N	96	96	96	96

** . Correlation is significant at the 0.01 level (2-tailed).

C. Kualitas Pelayanan

Correlations

		X3.1	X3.2	X3.3	Kualitas Pelayanan
X3.1	Pearson Correlation	1	.535**	.372**	.799**
	Sig. (2-tailed)		.000	.000	.000
	N	96	96	96	96
X3.2	Pearson Correlation	.535**	1	.583**	.859**
	Sig. (2-tailed)	.000		.000	.000
	N	96	96	96	96
X3.3	Pearson Correlation	.372**	.583**	1	.786**
	Sig. (2-tailed)	.000	.000		.000
	N	96	96	96	96
Kualitas Pelayanan	Pearson Correlation	.799**	.859**	.786**	1
	Sig. (2-tailed)	.000	.000	.000	
	N	96	96	96	96

** Correlation is significant at the 0.01 level (2-tailed).

D. Kepuasan Pelanggan

Correlations

		Y1	Y2	Y3	Kepuasan Pelanggan
Y1	Pearson Correlation	1	.638**	.303**	.760**
	Sig. (2-tailed)		.000	.003	.000
	N	96	96	96	96
Y2	Pearson Correlation	.638**	1	.473**	.861**
	Sig. (2-tailed)	.000		.000	.000
	N	96	96	96	96
Y3	Pearson Correlation	.303**	.473**	1	.785**
	Sig. (2-tailed)	.003	.000		.000
	N	96	96	96	96
Kepuasan Pelanggan	Pearson Correlation	.760**	.861**	.785**	1
	Sig. (2-tailed)	.000	.000	.000	
	N	96	96	96	96

** Correlation is significant at the 0.01 level (2-tailed).

UJI RELIABILITAS

A. Gaya Hidup

Case Processing Summary

		N	%
Cases	Valid	96	100.0
	Excluded ^a	0	.0
	Total	96	100.0

a. Listwise deletion based on all variables in the procedure.

Reliability Statistics

Cronbach's Alpha	N of Items
.709	3

B. Citra Merek

Case Processing Summary

		N	%
Cases	Valid	96	100.0
	Excluded ^a	0	.0
	Total	96	100.0

a. Listwise deletion based on all variables in the procedure.

Reliability Statistics

Cronbach's Alpha	N of Items
.704	3

C. Kualitas Pelayanan

Case Processing Summary

		N	%
Cases	Valid	96	100.0
	Excluded ^a	0	.0
Total		96	100.0

a. Listwise deletion based on all variables in the procedure.

Reliability Statistics

Cronbach's Alpha	N of Items
.743	3

D. Kepuasan Pelanggan

Case Processing Summary

		N	%
Cases	Valid	96	100.0
	Excluded ^a	0	.0
Total		96	100.0

a. Listwise deletion based on all variables in the procedure.

Reliability Statistics

Cronbach's Alpha	N of Items
.711	3

LAMPIRAN VII:
Hasil Uji Asumsi Klasik,
Hipotesis, Dan Analisis
Regresi Linier Berganda



Variables Entered/Removed^a

Model	Variables Entered	Variables Removed	Method
1	Kualitas Pelayanan, Gaya Hidup, Citra Merek ^b	.	Enter

a. Dependent Variable: Kepuasan Pelanggan

b. All requested variables entered.

Model Summary^b

Model	R	R Square	Adjusted R Square	Std. Error of the Estimate
1	.885 ^a	.783	.776	.644

a. Predictors: (Constant), Kualitas Pelayanan, Gaya Hidup, Citra Merek

b. Dependent Variable: Kepuasan Pelanggan

ANOVA^a

Model		Sum of Squares	df	Mean Square	F	Sig.
1	Regression	137.842	3	45.947	110.780	.000 ^b
	Residual	38.158	92	.415		
	Total	176.000	95			

a. Dependent Variable: Kepuasan Pelanggan

b. Predictors: (Constant), Kualitas Pelayanan, Gaya Hidup, Citra Merek

Coefficients^a

Model		Unstandardized Coefficients		Standardized Coefficients	t	Sig.	Collinearity Statistics	
		B	Std. Error	Beta			Tolerance	VIF
1	(Constant)	.404	.681		.593	.554		
	Gaya Hidup	.285	.087	.289	3.295	.001	.306	3.267
	Citra Merek	.398	.110	.384	3.604	.001	.208	4.818
	Kualitas Pelayanan	.278	.105	.268	2.657	.009	.233	4.300

a. Dependent Variable: Kepuasan Pelanggan

Coefficient Correlations^a

Model		Kualitas Pelayanan	Gaya Hidup	Citra Merek	
1	Correlations	Kualitas Pelayanan	1.000	-.295	-.617
		Gaya Hidup	-.295	1.000	-.430
		Citra Merek	-.617	-.430	1.000
	Covariances	Kualitas Pelayanan	.011	-.003	-.007
		Gaya Hidup	-.003	.008	-.004
		Citra Merek	-.007	-.004	.012

a. Dependent Variable: Kepuasan Pelanggan

Collinearity Diagnostics^a

Model	Dimension	Eigenvalue	Condition Index	Variance Proportions			
				(Constant)	Gaya Hidup	Citra Merek	Kualitas Pelayanan
1	1	3.989	1.000	.00	.00	.00	.00
	2	.007	23.852	1.00	.05	.02	.02
	3	.002	40.885	.00	.91	.08	.28
	4	.001	53.835	.00	.04	.89	.70

a. Dependent Variable: Kepuasan Pelanggan



Residuals Statistics^a

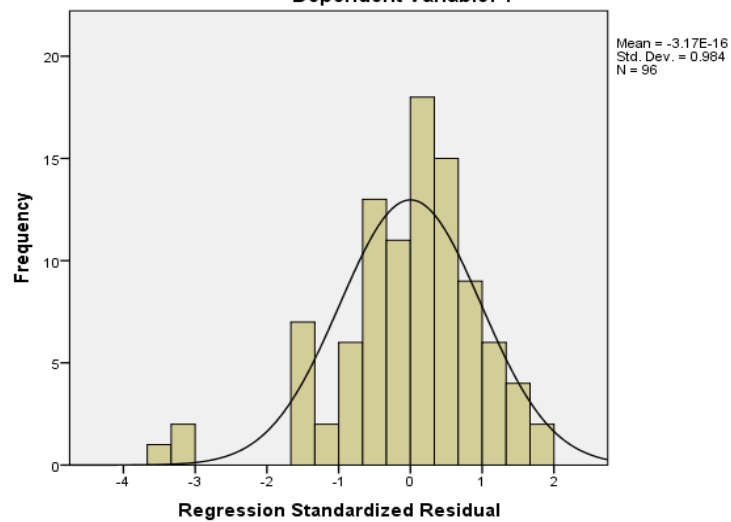
	Minimum	Maximum	Mean	Std. Deviation	N
Predicted Value	8.94	14.82	12.75	1.205	96
Std. Predicted Value	-3.161	1.719	.000	1.000	96
Standard Error of Predicted Value	.067	.274	.126	.037	96
Adjusted Predicted Value	8.71	14.86	12.74	1.213	96
Residual	-2.215	1.253	.000	.634	96
Std. Residual	-3.440	1.945	.000	.984	96
Stud. Residual	-3.511	2.034	.004	1.006	96
Deleted Residual	-2.308	1.370	.005	.663	96
Stud. Deleted Residual	-3.752	2.070	-.001	1.028	96
Mahal. Distance	.025	16.224	2.969	2.454	96
Cook's Distance	.000	.182	.012	.027	96
Centered Leverage Value	.000	.171	.031	.026	96

a. Dependent Variable: Kepuasan Pelanggan

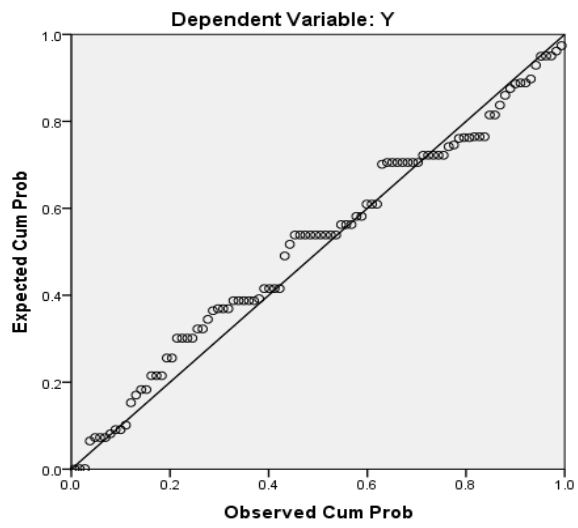


Histogram

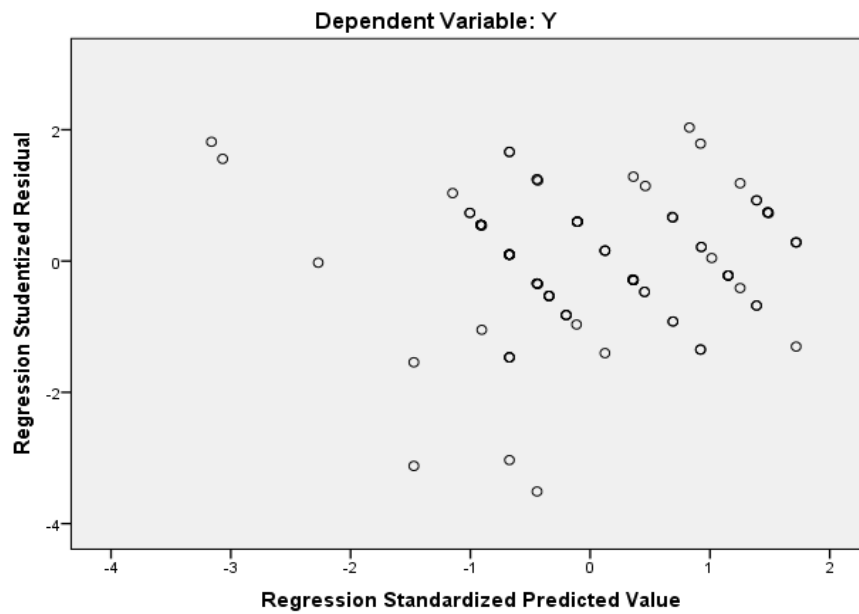
Dependent Variable: Y



Normal P-P Plot of Regression Standardized Residual




Scatterplot



LAMPIRAN VIII:

**Tabel r *Product Moment*,
Tabel Distribusi F, dan
Tabel Distribusi t**



Tabel r product Moment (Sig = 0,05)

df	r	df	r	df	r	df	r
1	0.9969	26	0.3739	51	0.2706	76	0.2227
2	0.9500	27	0.3673	52	0.2681	77	0.2213
3	0.8783	28	0.3610	53	0.2656	78	0.2199
4	0.8114	29	0.3550	54	0.2632	79	0.2165
5	0.7545	30	0.3494	55	0.2609	80	0.2162
6	0.7067	31	0.3440	56	0.2586	81	0.2159
7	0.6664	32	0.3388	57	0.2564	82	0.2146
8	0.6319	33	0.3388	58	0.2542	83	0.2133
9	0.6021	34	0.3291	59	0.2521	84	0.2120
10	0.5760	35	0.3246	60	0.2500	85	0.2108
11	0.5529	36	0.3202	61	0.2480	86	0.2096
12	0.5324	37	0.3160	62	0.2461	87	0.2084
13	0.5140	38	0.3120	63	0.2441	88	0.2072
14	0.4973	39	0.3081	64	0.2423	89	0.2061
15	0.4821	40	0.3044	65	0.2404	90	0.2050
16	0.4683	41	0.3008	66	0.2387	91	0.2039
17	0.4555	42	0.2973	67	0.2369	92	0.2028
18	0.4438	43	0.2940	68	0.2352	93	0.2017
19	0.4329	44	0.2907	69	0.2335	94	0.2006
20	0.4227	45	0.2876	70	0.2319	95	0.1996
21	0.4132	46	0.2845	71	0.2303	96	0.1986
22	0.4044	47	0.2816	72	0.2287	97	0.1975
23	0.3961	48	0.2787	73	0.2272	98	0.1966
24	0.3882	49	0.2759	74	0.2257	99	0.1956
25	0.3809	50	0.2732	75	0.2242	100	0.1946

Tabel Distribusi F

Tabel Distribusi F										
DF 2	DF 1									
	1	2	3	4	5	6	7	8	9	10
1	161.4476	199.5000	215.7073	224.5833	230.1619	233.986	236.7684	238.8827	240.5433	241.8818
2	18.5128	19.0000	19.1643	19.2468	19.2964	19.3295	19.3532	19.371	19.3848	19.3959
3	10.1280	9.5521	9.2766	9.1172	9.0135	8.9406	8.8867	8.8452	8.8123	8.7855
4	7.7086	6.9443	6.5914	6.3882	6.2561	6.1631	6.0942	6.041	5.9988	5.9644
5	6.6079	5.7861	5.4095	5.1922	5.0503	4.9503	4.8759	4.8183	4.7725	4.7351
6	5.9874	5.1433	4.7571	4.5337	4.3874	4.2839	4.2067	4.1468	4.099	4.06
7	5.5914	4.7374	4.3468	4.1203	3.9715	3.866	3.787	3.7257	3.6767	3.6365
8	5.3177	4.4590	4.0662	3.8379	3.6875	3.5806	3.5005	3.4381	3.3881	3.3472
9	5.1174	4.2565	3.8625	3.6331	3.4817	3.3738	3.2927	3.2296	3.1789	3.1373
10	4.9646	4.1028	3.7083	3.4780	3.3258	3.2172	3.1355	3.0717	3.0204	2.9782
11	4.8443	3.9823	3.5874	3.3567	3.2039	3.0946	3.0123	2.948	2.8962	2.8536
12	4.7472	3.8853	3.4903	3.2592	3.1059	2.9961	2.9134	2.8486	2.7964	2.7534
13	4.6672	3.8056	3.4105	3.1791	3.0254	2.9153	2.8321	2.7669	2.7144	2.671
14	4.6001	3.7389	3.3439	3.1122	2.9582	2.8477	2.7642	2.6987	2.6458	2.6022
15	4.5431	3.6823	3.2874	3.0556	2.9013	2.7905	2.7066	2.6408	2.5876	2.5437
16	4.4940	3.6337	3.2389	3.0069	2.8524	2.7413	2.6572	2.5911	2.5377	2.4935
17	4.4513	3.5915	3.1968	2.9647	2.8100	2.6987	2.6143	2.548	2.4943	2.4499
18	4.4139	3.5546	3.1599	2.9277	2.7729	2.6613	2.5767	2.5102	2.4563	2.4117
19	4.3807	3.5219	3.1274	2.8951	2.7401	2.6283	2.5435	2.4768	2.4227	2.3779
20	4.3512	3.4928	3.0984	2.8661	2.7109	2.599	2.514	2.4471	2.3928	2.3479
21	4.3248	3.4668	3.0725	2.8401	2.6848	2.5727	2.4876	2.4205	2.366	2.321
22	4.3009	3.4434	3.0491	2.8167	2.6613	2.5491	2.4638	2.3965	2.3419	2.2967
23	4.2793	3.4221	3.0280	2.7955	2.6400	2.5277	2.4422	2.3748	2.3201	2.2747
24	4.2597	3.4028	3.0088	2.7763	2.6207	2.5082	2.4226	2.3551	2.3002	2.2547
25	4.2417	3.3852	2.9912	2.7587	2.6030	2.4904	2.4047	2.3371	2.2821	2.2365
26	4.2252	3.3690	2.9752	2.7426	2.5868	2.4741	2.3883	2.3205	2.2655	2.2197
27	4.2100	3.3541	2.9604	2.7278	2.5719	2.4591	2.3732	2.3053	2.2501	2.2043
28	4.1960	3.3404	2.9467	2.7141	2.5581	2.4453	2.3593	2.2913	2.236	2.19
29	4.1830	3.3277	2.9340	2.7014	2.5454	2.4324	2.3463	2.2783	2.2229	2.1768

30	4.1709	3.3158	2.9223	2.6896	2.5336	2.4205	2.3343	2.2662	2.2107	2.1646
31	4.1596	3.3048	2.9113	2.6787	2.5225	2.4094	2.3232	2.2549	2.1994	2.1532
32	4.1491	3.2945	2.9011	2.6684	2.5123	2.3991	2.3127	2.2444	2.1888	2.1425
33	4.1393	3.2849	2.8916	2.6589	2.5026	2.3894	2.303	2.2346	2.1789	2.1325
34	4.1300	3.2759	2.8826	2.6499	2.4936	2.3803	2.2938	2.2253	2.1696	2.1231
35	4.1213	3.2674	2.8742	2.6415	2.4851	2.3718	2.2852	2.2167	2.1608	2.1143
36	4.1132	3.2594	2.8663	2.6335	2.4772	2.3638	2.2771	2.2085	2.1526	2.1061
37	4.1055	3.2519	2.8588	2.6261	2.4696	2.3562	2.2695	2.2008	2.1449	2.0982
38	4.0982	3.2448	2.8517	2.6190	2.4625	2.349	2.2623	2.1936	2.1375	2.0909
39	4.0913	3.2381	2.8451	2.6123	2.4558	2.3423	2.2555	2.1867	2.1306	2.0839
40	4.0847	3.2317	2.8387	2.6060	2.4495	2.3359	2.249	2.1802	2.124	2.0772
41	4.0785	3.2257	2.8327	2.6000	2.4434	2.3298	2.2429	2.174	2.1178	2.071
42	4.0727	3.2199	2.8270	2.5943	2.4377	2.324	2.2371	2.1681	2.1119	2.065
43	4.0670	3.2145	2.8216	2.5888	2.4322	2.3185	2.2315	2.1625	2.1062	2.0593
44	4.0617	3.2093	2.8165	2.5837	2.4270	2.3133	2.2263	2.1572	2.1009	2.0539
45	4.0566	3.2043	2.8115	2.5787	2.4221	2.3083	2.2212	2.1521	2.0958	2.0487
46	4.0517	3.1996	2.8068	2.5740	2.4174	2.3035	2.2164	2.1473	2.0909	2.0438
47	4.0471	3.1951	2.8024	2.5695	2.4128	2.299	2.2118	2.1427	2.0862	2.0391
48	4.0427	3.1907	2.7981	2.5652	2.4085	2.2946	2.2074	2.1382	2.0817	2.0346
49	4.0384	3.1866	2.7939	2.5611	2.4044	2.2904	2.2032	2.134	2.0775	2.0303
50	4.0343	3.1826	2.7900	2.5572	2.4004	2.2864	2.1992	2.1299	2.0734	2.0261
51	4.0304	3.1788	2.7862	2.5534	2.3966	2.2826	2.1953	2.126	2.0694	2.0222
52	4.0266	3.1751	2.7826	2.5498	2.3930	2.2789	2.1916	2.1223	2.0656	2.0184
53	4.0230	3.1716	2.7791	2.5463	2.3894	2.2754	2.1881	2.1187	2.062	2.0147
54	4.0195	3.1682	2.7758	2.5429	2.3861	2.272	2.1846	2.1152	2.0585	2.0112
55	4.0162	3.1650	2.7725	2.5397	2.3828	2.2687	2.1813	2.1119	2.0552	2.0078
56	4.0130	3.1619	2.7694	2.5366	2.3797	2.2656	2.1782	2.1087	2.0519	2.0045
57	4.0099	3.1588	2.7664	2.5336	2.3767	2.2625	2.1751	2.1056	2.0488	2.0014
58	4.0069	3.1559	2.7636	2.5307	2.3738	2.2596	2.1721	2.1026	2.0458	1.9983
59	4.0040	3.1531	2.7608	2.5279	2.3710	2.2568	2.1693	2.0997	2.0429	1.9954
60	4.0012	3.1504	2.7581	2.5252	2.3683	2.2541	2.1665	2.097	2.0401	1.9926
61	3.9985	3.1478	2.7555	2.5226	2.3657	2.2514	2.1639	2.0943	2.0374	1.9899
62	3.9959	3.1453	2.7530	2.5201	2.3631	2.2489	2.1613	2.0917	2.0348	1.9872

63	3.9934	3.1428	2.7505	2.5177	2.3607	2.2464	2.1588	2.0892	2.0322	1.9847
64	3.9909	3.1404	2.7482	2.5153	2.3583	2.244	2.1564	2.0868	2.0298	1.9822
65	3.9886	3.1381	2.7459	2.5130	2.3560	2.2417	2.1541	2.0844	2.0274	1.9798
66	3.9863	3.1359	2.7437	2.5108	2.3538	2.2395	2.1518	2.0821	2.0251	1.9775
67	3.9840	3.1338	2.7416	2.5087	2.3517	2.2373	2.1497	2.0799	2.0229	1.9752
68	3.9819	3.1317	2.7395	2.5066	2.3496	2.2352	2.1475	2.0778	2.0207	1.973
69	3.9798	3.1296	2.7375	2.5046	2.3475	2.2332	2.1455	2.0757	2.0186	1.9709
70	3.9778	3.1277	2.7355	2.5027	2.3456	2.2312	2.1435	2.0737	2.0166	1.9689
71	3.9758	3.1258	2.7336	2.5008	2.3437	2.2293	2.1415	2.0717	2.0146	1.9669
72	3.9739	3.1239	2.7318	2.4989	2.3418	2.2274	2.1397	2.0698	2.0127	1.9649
73	3.9720	3.1221	2.7300	2.4971	2.3400	2.2256	2.1378	2.068	2.0108	1.9631
74	3.9702	3.1203	2.7283	2.4954	2.3383	2.2238	2.136	2.0662	2.009	1.9612
75	3.9685	3.1186	2.7266	2.4937	2.3366	2.2221	2.1343	2.0644	2.0073	1.9594
76	3.9668	3.1170	2.7249	2.4920	2.3349	2.2204	2.1326	2.0627	2.0055	1.9577
77	3.9651	3.1154	2.7233	2.4904	2.3333	2.2188	2.131	2.0611	2.0039	1.956
78	3.9635	3.1138	2.7218	2.4889	2.3317	2.2172	2.1294	2.0595	2.0022	1.9544
79	3.9619	3.1123	2.7203	2.4874	2.3302	2.2157	2.1278	2.0579	2.0007	1.9528
80	3.9604	3.1108	2.7188	2.4859	2.3287	2.2142	2.1263	2.0564	1.9991	1.9512
81	3.9589	3.1093	2.7173	2.4844	2.3273	2.2127	2.1248	2.0549	1.9976	1.9497
82	3.9574	3.1079	2.7159	2.4830	2.3259	2.2113	2.1234	2.0534	1.9961	1.9482
83	3.9560	3.1065	2.7146	2.4817	2.3245	2.2099	2.122	2.052	1.9947	1.9468
84	3.9546	3.1052	2.7132	2.4803	2.3231	2.2086	2.1206	2.0506	1.9933	1.9454
85	3.9532	3.1038	2.7119	2.4790	2.3218	2.2072	2.1193	2.0493	1.9919	1.944
86	3.9519	3.1026	2.7106	2.4777	2.3205	2.2059	2.118	2.048	1.9906	1.9426
87	3.9506	3.1013	2.7094	2.4765	2.3193	2.2047	2.1167	2.0467	1.9893	1.9413
88	3.9493	3.1001	2.7082	2.4753	2.3181	2.2034	2.1155	2.0454	1.988	1.94
89	3.9481	3.0989	2.7070	2.4741	2.3169	2.2022	2.1143	2.0442	1.9868	1.9388
90	3.9469	3.0977	2.7058	2.4729	2.3157	2.2011	2.1131	2.043	1.9856	1.9376
91	3.9457	3.0966	2.7047	2.4718	2.3145	2.1999	2.1119	2.0418	1.9844	1.9364
92	3.9445	3.0954	2.7036	2.4707	2.3134	2.1988	2.1108	2.0407	1.9833	1.9352
93	3.9434	3.0943	2.7025	2.4696	2.3123	2.1977	2.1097	2.0395	1.9821	1.9341
94	3.9423	3.0933	2.7014	2.4685	2.3113	2.1966	2.1086	2.0384	1.981	1.9329
95	3.9412	3.0922	2.7004	2.4675	2.3102	2.1955	2.1075	2.0374	1.9799	1.9318

96	3.9402	3.0912	2.6994	2.4665	2.3092	2.1945	2.1065	2.0363	1.9789	1.9308
97	3.9391	3.0902	2.6984	2.4655	2.3082	2.1935	2.1054	2.0353	1.9778	1.9297
98	3.9381	3.0892	2.6974	2.4645	2.3072	2.1925	2.1044	2.0343	1.9768	1.9287
99	3.9371	3.0882	2.6965	2.4636	2.3063	2.1915	2.1035	2.0333	1.9758	1.9277
100	3.9361	3.0873	2.6955	2.4626	2.3053	2.1906	2.1025	2.0323	1.9748	1.9267



Tabel Distribusi t			
Df	0,1	0,05	0,025
1	3.0777	6.3138	12.7062
2	1.8856	2.9200	4.3027
3	1.6377	2.3534	3.1824
4	1.5332	2.1318	2.7764
5	1.4759	2.0150	2.5706
6	1.4398	1.9432	2.4469
7	1.4149	1.8946	2.3646
8	1.3968	1.8595	2.3060
9	1.3830	1.8331	2.2622
10	1.3722	1.8125	2.2281
11	1.3634	1.7959	2.2010
12	1.3562	1.7823	2.1788
13	1.3502	1.7709	2.1604
14	1.3450	1.7613	2.1448
15	1.3406	1.7531	2.1314
16	1.3368	1.7459	2.1199
17	1.3334	1.7396	2.1098
18	1.3304	1.7341	2.1009
19	1.3277	1.7291	2.0930
20	1.3253	1.7247	2.0860
21	1.3232	1.7207	2.0796
22	1.3212	1.7171	2.0739
23	1.3195	1.7139	2.0687
24	1.3178	1.7109	2.0639
25	1.3163	1.7081	2.0595
26	1.3150	1.7056	2.0555
27	1.3137	1.7033	2.0518
28	1.3125	1.7011	2.0484
29	1.3114	1.6991	2.0452
30	1.3104	1.6973	2.0423
31	1.3095	1.6955	2.0395
32	1.3086	1.6939	2.0369
33	1.3077	1.6924	2.0345
34	1.3070	1.6909	2.0322
35	1.3062	1.6896	2.0301
36	1.3055	1.6883	2.0281
37	1.3049	1.6871	2.0262
38	1.3042	1.6860	2.0244
39	1.3036	1.6849	2.0227
40	1.3031	1.6839	2.0211
41	1.3025	1.6829	2.0195
42	1.3020	1.6820	2.0181
43	1.3016	1.6811	2.0167
44	1.3011	1.6802	2.0154
45	1.3006	1.6794	2.0141
46	1.3002	1.6787	2.0129

47	1.2998	1.6779	2.0117
48	1.2994	1.6772	2.0106
49	1.2991	1.6766	2.0096
50	1.2987	1.6759	2.0086
51	1.2984	1.6753	2.0076
52	1.2980	1.6747	2.0066
53	1.2977	1.6741	2.0057
54	1.2974	1.6736	2.0049
55	1.2971	1.6730	2.0040
56	1.2969	1.6725	2.0032
57	1.2966	1.6720	2.0025
58	1.2963	1.6716	2.0017
59	1.2961	1.6711	2.0010
60	1.2958	1.6706	2.0003
61	1.2956	1.6702	1.9996
62	1.2954	1.6698	1.9990
63	1.2951	1.6694	1.9983
64	1.2949	1.6690	1.9977
65	1.2947	1.6686	1.9971
66	1.2945	1.6683	1.9966
67	1.2943	1.6679	1.9960
68	1.2941	1.6676	1.9955
69	1.2939	1.6672	1.9949
70	1.2938	1.6669	1.9944
71	1.2936	1.6666	1.9939
72	1.2934	1.6663	1.9935
73	1.2933	1.6660	1.9930
74	1.2931	1.6657	1.9925
75	1.2929	1.6654	1.9921
76	1.2928	1.6652	1.9917
77	1.2926	1.6649	1.9913
78	1.2925	1.6646	1.9908
79	1.2924	1.6644	1.9905
80	1.2922	1.6641	1.9901
81	1.2921	1.6639	1.9897
82	1.2920	1.6636	1.9893
83	1.2918	1.6634	1.9890
84	1.2917	1.6632	1.9886
85	1.2916	1.6630	1.9883
86	1.2915	1.6628	1.9879
87	1.2914	1.6626	1.9876
88	1.2912	1.6624	1.9873
89	1.2911	1.6622	1.987
90	1.291	1.662	1.9867
91	1.2909	1.6618	1.9864
92	1.2908	1.6616	1.9861
93	1.2907	1.6614	1.9858
94	1.2906	1.6612	1.9855

95	1.2905	1.6611	1.9853
96	1.2904	1.6609	1.985
97	1.2903	1.6607	1.9847
98	1.2902	1.6606	1.9845
99	1.2902	1.6604	1.9842
100	1.2901	1.6602	1.984

