

LAMPIRAN 1:
Pengantar Kuesioner,
Ptunjuk Pengisian, dan
Kuisisioner Penelitian



Pengantar Kuesioner



PENGARUH ATMOSFER TOKO, HARGA, DAN LOKASI TERHADAP KEPUTUSAN PEMBELIAN (Studi Kasus Pada Pelanggan Toko Fajar *Collections* Genteng Banyuwangi)

Kepada Yth.

Sdr/i. Pelanggan Butik Fajar *Collections*
di tempat

Berkaitan dengan kegiatan penelitian yang saya lakukan dengan judul “PENGARUH ATMOSFER TOKO, HARGA, DAN LOKASI TERHADAP KEPUTUSAN PEMBELIAN (Studi Kasus Pada Pelanggan Toko Fajar *Collections* Genteng Banyuwangi)” sebagai salah satu syarat untuk memperoleh gelar Sarjana Ekonomi pada Universitas Muhammadiyah Jember, maka dengan ini saya mengharapkan bantuan saudara untuk mengisi daftar Pernyataan yang saya sertakan di bawah ini.

Agar memperoleh masukan yang berarti, saya berharap kuesioner ini diisi dengan keadaan yang sebenarnya. Semua sumber dan data yang diperoleh dijamin kerahasiaannya.

Atas perhatian dan bantuannya saya mengucapkan banyak terima kasih.

Rohid adam Fahmi
NIM. 1410411233

Petunjuk Pengisian:

Berilah tanda chek list (√) pada jawaban yang dipilih.

1. Pendapat anda sangat setuju (SS)
2. Pendapat anda setuju (S)
3. Pendapat anda kurang setuju (KS)
4. Pendapat anda tidak setuju (TS)
5. Pendapat anda sangat tidak setuju (STS)

Identitas responden

1. No Responden :
2. Usia :
 - a. 17-20 Tahun :
 - b. 21-30 Tahun :
 - c. 31-40 Tahun :
3. Jenis Kelamin :
4. Pendidikan Terakhir :
 - a. SMA :
 - b. DIPLOMA :
 - c. S1 Sederajat :
5. Penghasilan Perbulan :
 - a. <2 Juta :
 - b. > 2 Juta :

1. Atmosfer Toko (X₁)

No	Pernyataan	Pilihan Jawaban				
		STS	TS	KS	S	SS
		1	2	3	4	5
1	Toko Fajar <i>Collections</i> memiliki situasi yang nyaman					
2	Toko Fajar <i>Collections</i> memiliki lingkungan yang bersih					
3	Toko Fajar <i>Collections</i> dan sekitarnya memiliki keamanan yang terjamin					
4	Tata letak toko Fajar <i>Collections</i> teramat rapi					

Keterangan:

Berilah tanda cek list (√) pada jawaban yang dipilih.

1. Pendapat anda sangat setuju (SS)
2. Pendapat anda setuju (S)
3. Pendapat anda kurang setuju (KS)
4. Pendapat anda tidak setuju (TS)
5. Pendapat anda sangat tidak setuju (STS)

2. Harga (X₂)

No	Pernyataan	Pilihan Jawaban				
		STS	TS	KS	S	SS
		1	2	3	4	5
1	Toko Fajar <i>Collections</i> mematok harga yang terjangkau.					
2	Toko Fajar <i>Collections</i> mematok harga yang sesuai dengan kualitas produk					
3	Toko Fajar <i>Collections</i> memberikan potongan pada konsumen yang membeli produk lebih dari 1					
4	Harga dari produk Fajar <i>Collections</i> memiliki tingkatan yang berbeda sesuai dengan barang					

Keterangan:

Berilah tanda cek list (√) pada jawaban yang dipilih.

1. Pendapat anda sangat setuju (SS)
2. Pendapat anda setuju (S)
3. Pendapat anda kurang setuju (KS)
4. Pendapat anda tidak setuju (TS)
5. Pendapat anda sangat tidak setuju (STS)

3. Lokasi (X₃)

No	Pernyataan	Pilihan Jawaban				
		STS	TS	KS	S	SS
		1	2	3	4	5
1	Menurut saya lokasi dari Toko Fajar <i>Collections</i> strategis					
2	Akses jalan menuju Toko Fajar <i>Collections</i> sangat mudah					
3	Tempat parkir kendaraan yang disediakan Toko Fajar <i>Collections</i> cukup luas					
4	Lokasi toko Fajar <i>Collections</i> mudah ditemukan oleh konsumen					

Keterangan:

Berilah tanda cek list (√) pada jawaban yang dipilih.

1. Pendapat anda sangat setuju (SS)
2. Pendapat anda setuju (S)
3. Pendapat anda kurang setuju (KS)
4. Pendapat anda tidak setuju (TS)
5. Pendapat anda sangat tidak setuju (STS)

4. Keputusan Pembelian (Y)

No	Pernyataan	Pilihan Jawaban				
		STS	TS	KS	S	SS
		1	2	3	4	5
1	Saya yakin untuk membeli produk di Toko Fajar <i>Collections</i>					
2	Saya mempertimbangkan membeli di Toko Fajar <i>Collections</i> lebih dari satu kali					
3	Semua produk yang dijual di Toko Fajar <i>Collections</i> sesuai dengan kebutuhan saya					
4	Konsumen yang sudah pernah datang ke Fajar <i>Collections</i> merekomendasikan kepada orang lain untuk melakukan pembelian di Fajar <i>Collections</i>					

Keterangan:

Berilah tanda cek list (√) pada jawaban yang dipilih.

1. Pendapat anda sangat setuju (SS)
2. Pendapat anda setuju (S)
3. Pendapat anda kurang setuju (KS)
4. Pendapat anda tidak setuju (TS)
5. Pendapat anda sangat tidak setuju (STS)

LAMPIRAN 2:

Rekapitulasi Kuesioner



NO	X1.1	X1.2	X1.3	X1.4	X1	X2.1	X2.2	X2.3	X2.4	X2	X3.1	X3.2	X3.3	X3.4	X3	Y.1	Y.2	Y.3	Y.4	Y
1	5	5	5	5	20	5	5	5	5	20	5	5	5	5	20	5	5	5	5	20
2	4	4	4	4	16	4	4	4	4	16	4	4	4	5	17	4	4	4	4	16
3	5	5	4	4	18	4	4	5	5	18	4	5	4	5	18	4	5	4	5	18
4	4	3	3	3	13	4	4	4	4	16	4	4	4	4	16	4	4	4	4	16
5	5	4	4	4	16	4	3	3	3	13	5	4	4	4	17	4	4	4	4	16
6	4	3	3	3	13	4	4	4	4	16	5	5	5	5	20	4	4	4	4	16
7	3	3	3	3	12	5	4	4	4	17	3	4	4	5	16	4	4	4	4	16
8	4	4	4	4	16	5	5	5	5	20	4	4	4	4	16	4	4	4	4	16
9	5	2	5	5	17	4	4	4	4	16	4	4	4	4	16	4	4	4	4	16
10	4	4	4	4	16	4	4	4	4	16	5	5	5	5	20	5	5	5	5	20
11	4	5	4	5	18	5	5	5	5	20	4	4	4	3	15	4	4	4	4	16
12	4	4	4	4	16	5	5	5	5	20	4	4	4	4	16	4	4	4	4	16
13	5	5	5	5	20	4	4	5	5	18	5	5	5	5	20	5	5	5	5	20
14	5	5	5	5	20	5	5	5	5	20	5	5	5	5	20	5	5	5	5	20
15	3	3	3	3	12	5	5	5	5	20	4	3	3	3	13	4	4	4	4	16
16	4	4	4	4	16	4	4	4	4	16	4	4	4	3	15	4	4	4	4	16
17	5	5	5	5	20	4	4	4	4	16	3	4	5	5	17	4	4	4	4	16
18	4	4	4	4	16	5	5	2	3	15	5	4	4	4	17	4	4	4	4	16
19	4	4	4	4	16	5	4	4	4	17	5	4	3	4	16	4	4	4	4	16
20	4	4	4	4	16	5	4	4	4	17	4	4	4	5	17	4	4	4	4	17
21	5	5	5	5	20	4	4	4	4	16	5	5	5	5	20	5	5	5	5	20
22	4	4	4	4	16	4	4	4	5	17	5	5	4	2	16	4	4	4	4	16
23	4	3	3	3	13	5	5	5	5	20	4	4	4	4	16	4	4	4	4	16
24	4	4	4	4	16	4	4	4	4	16	4	4	4	3	15	4	4	4	4	16
25	5	4	4	4	17	4	4	4	4	16	5	4	4	4	17	5	4	4	4	17
26	4	4	4	4	16	4	4	4	3	15	5	4	4	4	17	5	4	4	4	17
27	4	4	4	4	16	5	4	4	4	17	4	4	4	3	15	4	4	4	4	16
28	4	4	4	5	17	4	4	4	4	16	4	4	4	4	16	4	4	4	4	16
29	5	5	5	5	20	4	5	5	4	18	5	4	4	5	18	4	4	5	5	18
30	4	4	4	4	16	5	4	4	4	17	5	5	4	4	18	5	4	4	4	17
31	4	4	4	4	16	4	4	4	4	16	4	4	4	4	16	4	4	4	4	16
32	4	3	4	3	14	4	4	4	5	17	4	4	4	3	15	4	4	4	3	15
33	5	5	5	5	20	5	5	5	5	20	5	5	5	5	20	5	4	5	5	19
34	4	4	4	4	16	5	5	2	5	17	4	4	4	4	16	4	4	5	4	17
35	4	4	4	3	15	5	5	4	4	18	4	4	4	4	16	5	4	4	4	17
36	4	4	4	4	16	4	4	4	4	16	4	4	4	5	17	4	4	4	4	16
37	5	5	4	4	18	4	4	5	5	18	4	5	4	5	18	4	5	4	5	18
38	5	5	4	4	18	5	5	4	4	18	5	4	4	4	17	5	4	4	4	17
39	5	5	5	5	20	5	5	5	5	20	5	5	5	5	20	5	5	5	5	20
40	4	5	4	5	18	4	5	4	5	18	5	4	4	5	18	5	4	4	5	18
41	5	5	5	5	20	4	4	4	4	16	4	4	4	4	16	4	4	4	4	17
42	5	5	5	5	20	5	5	4	4	18	5	5	5	5	20	5	4	4	5	18
43	2	5	5	5	17	5	4	4	4	17	5	4	4	4	17	5	4	4	4	17
44	4	5	5	5	18	5	4	4	4	17	4	4	4	3	15	4	4	4	4	16
45	4	4	4	4	16	4	4	4	4	16	4	4	4	4	16	4	4	4	4	16
46	5	5	4	4	18	4	4	4	3	15	5	5	5	5	20	5	5	5	5	20
47	4	4	4	4	16	4	4	4	4	16	5	5	5	5	20	5	5	5	4	18
48	4	4	4	4	16	5	5	5	5	20	4	5	5	5	19	4	5	5	5	19
49	4	4	5	5	18	5	5	4	4	18	4	4	5	5	18	4	4	5	5	18
50	4	4	4	4	16	4	4	4	4	16	5	4	4	4	17	5	4	4	4	17
51	4	5	4	5	18	4	5	4	5	18	5	4	4	5	18	5	4	4	5	18
52	5	5	5	5	20	4	4	4	4	16	4	4	4	4	16	4	4	4	5	17
53	5	5	5	5	20	5	5	4	4	18	5	5	5	5	20	5	4	4	5	18
54	2	5	5	5	17	5	4	4	4	17	5	4	4	4	17	5	4	4	4	17
55	4	5	5	4	18	5	4	4	4	17	4	4	4	3	15	4	4	4	4	16
56	4	4	4	4	16	4	4	4	4	16	4	4	4	4	16	4	4	4	4	16
57	5	5	4	4	18	4	4	4	3	15	5	5	5	5	20	5	5	5	5	20
58	5	4	4	4	17	4	4	4	4	16	5	5	5	5	20	5	5	4	4	18
59	4	4	4	4	16	5	5	5	5	20	4	5	5	5	19	4	5	5	5	19
60	4	4	5	5	18	5	5	4	4	18	4	4	5	5	18	4	4	5	5	18
61	5	5	5	5	20	4	4	4	4	16	4	4	4	4	16	4	4	4	5	17
62	5	5	5	5	19	5	5	4	4	18	5	5	5	5	20	5	4	4	5	18
63	2	5	5	5	17	5	4	4	4	17	5	4	4	4	17	5	4	4	4	17
64	4	5	5	4	18	5	4	4	4	17	4	4	4	3	15	4	4	4	4	16
65	4	4	4	4	16	4	4	4	4	16	4	4	4	4	16	4	4	4	4	16
66	5	5	4	4	18	4	4	4	3	15	5	5	5	5	20	5	5	5	5	20
67	5	4	4	4	17	4	4	4	4	16	5	5	5	5	20	5	5	4	4	18
68	4	4	4	4	16	5	5	5	5	20	4	5	5	5	19	4	5	5	5	19
69	4	4	5	5	18	5	5	4	4	18	4	4	5	5	18	4	4	5	5	18
70	5	4	4	4	17	4	4	4	4	16	5	4	4	4	17	5	4	4	4	17
71	4	5	4	5	18	4	5	4	5	18	5	4	4	5	18	5	4	4	5	18
72	5	5	5	5	20	4	4	4	4	16	4	4	4	4	16	4	4	4	5	17
73	5	5	5	4	19	5	5	4	4	18	5	5	5	5	20	5	4	4	5	18
74	2	5	5	5	17	5	4	4	4	17	5	4	4	4	17	5	4	4	4	17
75	4	5	5	4	18	5	4	4	4	17	4	4	4	3	15	4	4	4	4	16
76	4	4	4	4	16	4	4	4	4	16	4	4	4	4	16	4	4	4	4	16
77	5	5	4	4	18	4	4	4	3	15	5	5	5	5	20	5	5	5	5	20
78	5	4	4	4	17	4	4	4	4	16	5	5	5	5	20	5	5	4	4	18
79	4	4	4	4	16	5	5	5	5	20	4	5	5	5	19	4	5	5	5	19
80	4	4	5	5	18	5	5	4	4	18	4	4	5	5	18	4	4	5	5	18

LAMPIRAN 3:
Frekuensi Pernyataan
Responden



Frekuensi Pernyataan Responden

Atmosfer Toko (X1)

Statistics

		X1.1	X1.2	X1.3	X1.4
N	Valid	80	80	80	80
	Missing	0	0	0	0

X1.1

	Frequency	Percent	Valid Percent	Cumulative Percent
2	4	5.0	5.0	5.0
3	2	2.5	2.5	7.5
Valid 4	44	55.0	55.0	62.5
5	30	37.5	37.5	100.0
Total	80	100.0	100.0	

X1.2

	Frequency	Percent	Valid Percent	Cumulative Percent
2	1	1.3	1.3	1.3
3	6	7.5	7.5	8.8
Valid 4	38	47.5	47.5	56.3
5	35	43.8	43.8	100.0
Total	80	100.0	100.0	

X1.3

	Frequency	Percent	Valid Percent	Cumulative Percent
3	5	6.3	6.3	6.3
Valid 4	46	57.5	57.5	63.7
5	29	36.3	36.3	100.0
Total	80	100.0	100.0	

X1.4

	Frequency	Percent	Valid Percent	Cumulative Percent
3	8	10.0	10.0	10.0
Valid 4	44	55.0	55.0	65.0
5	28	35.0	35.0	100.0
Total	80	100.0	100.0	

Harga (X2)

Statistics

		X2.1	X2.2	X2.3	X2.4
N	Valid	80	80	80	80
	Missing	0	0	0	0

X2.1

	Frequency	Percent	Valid Percent	Cumulative Percent
4	42	52.5	52.5	52.5
Valid 5	38	47.5	47.5	100.0
Total	80	100.0	100.0	

X2.2

	Frequency	Percent	Valid Percent	Cumulative Percent
3	1	1.3	1.3	1.3
Valid 4	50	62.5	62.5	63.7
5	29	36.3	36.3	100.0
Total	80	100.0	100.0	

X2.3

	Frequency	Percent	Valid Percent	Cumulative Percent
2	2	2.5	2.5	2.5
3	1	1.3	1.3	3.8
Valid 4	60	75.0	75.0	78.8
5	17	21.3	21.3	100.0
Total	80	100.0	100.0	

X2.4

	Frequency	Percent	Valid Percent	Cumulative Percent
3	7	8.8	8.8	8.8
Valid 4	51	63.7	63.7	72.5
5	22	27.5	27.5	100.0
Total	80	100.0	100.0	

Lokasi (X3)

Statistics

		X3.1	X3.2	X3.3	X3.4
N	Valid	80	80	80	80
	Missing	0	0	0	0

X3.1

	Frequency	Percent	Valid Percent	Cumulative Percent
3	2	2.5	2.5	2.5
Valid 4	40	50.0	50.0	52.5
5	38	47.5	47.5	100.0
Total	80	100.0	100.0	

X3.2

	Frequency	Percent	Valid Percent	Cumulative Percent
3	1	1.3	1.3	1.3
Valid 4	51	63.7	63.7	65.0
5	28	35.0	35.0	100.0
Total	80	100.0	100.0	

X3.3

	Frequency	Percent	Valid Percent	Cumulative Percent
3	2	2.5	2.5	2.5
Valid 4	49	61.3	61.3	63.7
5	29	36.3	36.3	100.0
Total	80	100.0	100.0	

X3.4

	Frequency	Percent	Valid Percent	Cumulative Percent
2	1	1.3	1.3	1.3
3	10	12.5	12.5	13.8
Valid 4	30	37.5	37.5	51.2
5	39	48.8	48.8	100.0
Total	80	100.0	100.0	

KEPUTUSAN PEMBELIAN (Y)**Statistics**

		Y.1	Y.2	Y.3	Y.4
N	Valid	80	80	80	80
	Missing	0	0	0	0

Y.1

	Frequency	Percent	Valid Percent	Cumulative Percent
4	47	58.8	58.8	58.8
Valid 5	33	41.3	41.3	100.0
Total	80	100.0	100.0	

Y.2

	Frequency	Percent	Valid Percent	Cumulative Percent
4	60	75.0	75.0	75.0
Valid 5	20	25.0	25.0	100.0
Total	80	100.0	100.0	

Y.3

	Frequency	Percent	Valid Percent	Cumulative Percent
4	59	73.8	73.8	73.8
Valid 5	21	26.3	26.3	100.0
Total	80	100.0	100.0	

Y.4

	Frequency	Percent	Valid Percent	Cumulative Percent
3	1	1.3	1.3	1.3
Valid 4	45	56.3	56.3	57.5
5	34	42.5	42.5	100.0
Total	80	100.0	100.0	

LAMPIRAN 4: **Hasil Uji Validitas**



Atmosfer Toko (X1)

Correlations

		X1.1	X1.2	X1.3	X1.4	X1
X1.1	Pearson Correlation	1	.210	.147	.110	.530**
	Sig. (2-tailed)		.062	.192	.333	.000
	N	80	80	80	80	80
X1.2	Pearson Correlation	.210	1	.609**	.577**	.806**
	Sig. (2-tailed)	.062		.000	.000	.000
	N	80	80	80	80	80
X1.3	Pearson Correlation	.147	.609**	1	.763**	.824**
	Sig. (2-tailed)	.192	.000		.000	.000
	N	80	80	80	80	80
X1.4	Pearson Correlation	.110	.577**	.763**	1	.803**
	Sig. (2-tailed)	.333	.000	.000		.000
	N	80	80	80	80	80
X1	Pearson Correlation	.530**	.806**	.824**	.803**	1
	Sig. (2-tailed)	.000	.000	.000	.000	
	N	80	80	80	80	80

** . Correlation is significant at the 0.01 level (2-tailed).



Harga (X2)

Correlations

	X2.1	X2.2	X2.3	X2.4	X2
Pearson Correlation	1	.583**	.150	.257*	.648**
X2.1 Sig. (2-tailed)		.000	.184	.021	.000
N	80	80	80	80	80
Pearson Correlation	.583**	1	.308**	.511**	.796**
X2.2 Sig. (2-tailed)	.000		.006	.000	.000
N	80	80	80	80	80
Pearson Correlation	.150	.308**	1	.586**	.707**
X2.3 Sig. (2-tailed)	.184	.006		.000	.000
N	80	80	80	80	80
Pearson Correlation	.257*	.511**	.586**	1	.811**
X2.4 Sig. (2-tailed)	.021	.000	.000		.000
N	80	80	80	80	80
Pearson Correlation	.648**	.796**	.707**	.811**	1
X2 Sig. (2-tailed)	.000	.000	.000	.000	
N	80	80	80	80	80

** . Correlation is significant at the 0.01 level (2-tailed).

* . Correlation is significant at the 0.05 level (2-tailed).



Lokasi (X3)

Correlations

	X3.1	X3.2	X3.3	X3.4	X3
X3.1 Pearson Correlation	1	.453**	.256*	.243*	.600**
X3.1 Sig. (2-tailed)		.000	.022	.030	.000
X3.1 N	80	80	80	80	80
X3.2 Pearson Correlation	.453**	1	.761**	.538**	.852**
X3.2 Sig. (2-tailed)	.000		.000	.000	.000
X3.2 N	80	80	80	80	80
X3.3 Pearson Correlation	.256*	.761**	1	.674**	.852**
X3.3 Sig. (2-tailed)	.022	.000		.000	.000
X3.3 N	80	80	80	80	80
X3.4 Pearson Correlation	.243*	.538**	.674**	1	.826**
X3.4 Sig. (2-tailed)	.030	.000	.000		.000
X3.4 N	80	80	80	80	80
X3 Pearson Correlation	.600**	.852**	.852**	.826**	1
X3 Sig. (2-tailed)	.000	.000	.000	.000	
X3 N	80	80	80	80	80

** . Correlation is significant at the 0.01 level (2-tailed).

* . Correlation is significant at the 0.05 level (2-tailed).



KEPUTUSAN PEMBELIAN (Y)

Correlations

		Y.1	Y.2	Y.3	Y.4	Y
Y.1	Pearson Correlation	1	.337**	.135	.215	.587**
	Sig. (2-tailed)		.002	.233	.055	.000
	N	80	80	80	80	80
Y.2	Pearson Correlation	.337**	1	.574**	.433**	.780**
	Sig. (2-tailed)	.002		.000	.000	.000
	N	80	80	80	80	80
Y.3	Pearson Correlation	.135	.574**	1	.623**	.782**
	Sig. (2-tailed)	.233	.000		.000	.000
	N	80	80	80	80	80
Y.4	Pearson Correlation	.215	.433**	.623**	1	.787**
	Sig. (2-tailed)	.055	.000	.000		.000
	N	80	80	80	80	80
Y	Pearson Correlation	.587**	.780**	.782**	.787**	1
	Sig. (2-tailed)	.000	.000	.000	.000	
	N	80	80	80	80	80

** . Correlation is significant at the 0.01 level (2-tailed).





LAMPIRAN 5:
Hasil Uji Reliabilitas

Atmosfer Toko (X1)

Case Processing Summary

		N	%
Cases	Valid	80	100.0
	Excluded ^a	0	.0
Total		80	100.0

a. Listwise deletion based on all variables in the procedure.

Reliability Statistics

Cronbach's Alpha	Cronbach's Alpha Based on Standardized Items	N of Items
.708	.730	4

Harga (X2)

Case Processing Summary

		N	%
Cases	Valid	80	100.0
	Excluded ^a	0	.0
Total		80	100.0

a. Listwise deletion based on all variables in the procedure.

Reliability Statistics

Cronbach's Alpha	Cronbach's Alpha Based on Standardized Items	N of Items
.726	.727	4

Lokasi (X3)

Case Processing Summary

	N	%
Valid	80	100.0
Cases Excluded ^a	0	.0
Total	80	100.0

a. Listwise deletion based on all variables in the procedure.

Reliability Statistics

Cronbach's Alpha	Cronbach's Alpha Based on Standardized Items	N of Items
.776	.792	4

KEPUTUSAN PEMBELIAN (Y)

Case Processing Summary

	N	%
Valid	80	100.0
Cases Excluded ^a	0	.0
Total	80	100.0

a. Listwise deletion based on all variables in the procedure.

Reliability Statistics

Cronbach's Alpha	Cronbach's Alpha Based on Standardized Items	N of Items
.708	.716	4

LAMPIRAN 6:
Hasil Uji Uji Regresi, Uji
Asumsi Klasik Dan Uji
Hipotesis



Variables Entered/Removed^a

Model	Variables Entered	Variables Removed	Method
1	X3, X2, X1 ^b	.	Enter

- a. Dependent Variable: Y
 b. All requested variables entered.

Model Summary^b

Model	R	R Square	Adjusted R Square	Std. Error of the Estimate
1	.876 ^a	.767	.758	.683

- a. Predictors: (Constant), X3, X2, X1
 b. Dependent Variable: Y

Coefficient Correlations^a

Model		X3	X2	X1	
1	Correlations	X3	1.000	-.072	-.402
		X2	-.072	1.000	-.041
		X1	-.402	-.041	1.000
	Covariances	X3	.002	.000	-.001
		X2	.000	.002	-8.660E-005
		X1	-.001	-8.660E-005	.002

- a. Dependent Variable: Y

ANOVA^a

Model		Sum of Squares	Df	Mean Square	F	Sig.
1	Regression	116.477	3	38.826	83.329	.000 ^b
	Residual	35.411	76	.466		
	Total	151.887	79			

- a. Dependent Variable: Y
 b. Predictors: (Constant), X3, X2, X1

Coefficients^a

Model	Unstandardized Coefficients		Standardized Coefficients	t	Sig.	Collinearity Statistics	
	B	Std. Error	Beta			Tolerance	VIF
1 (Constant)	2.783	1.133		2.457	.016		
1 X1	.136	.044	.188	3.105	.003	.834	1.199
X2	.128	.049	.147	2.633	.010	.989	1.011
X3	.574	.046	.754	12.416	.000	.831	1.203

a. Dependent Variable: Y

Collinearity Diagnostics^a

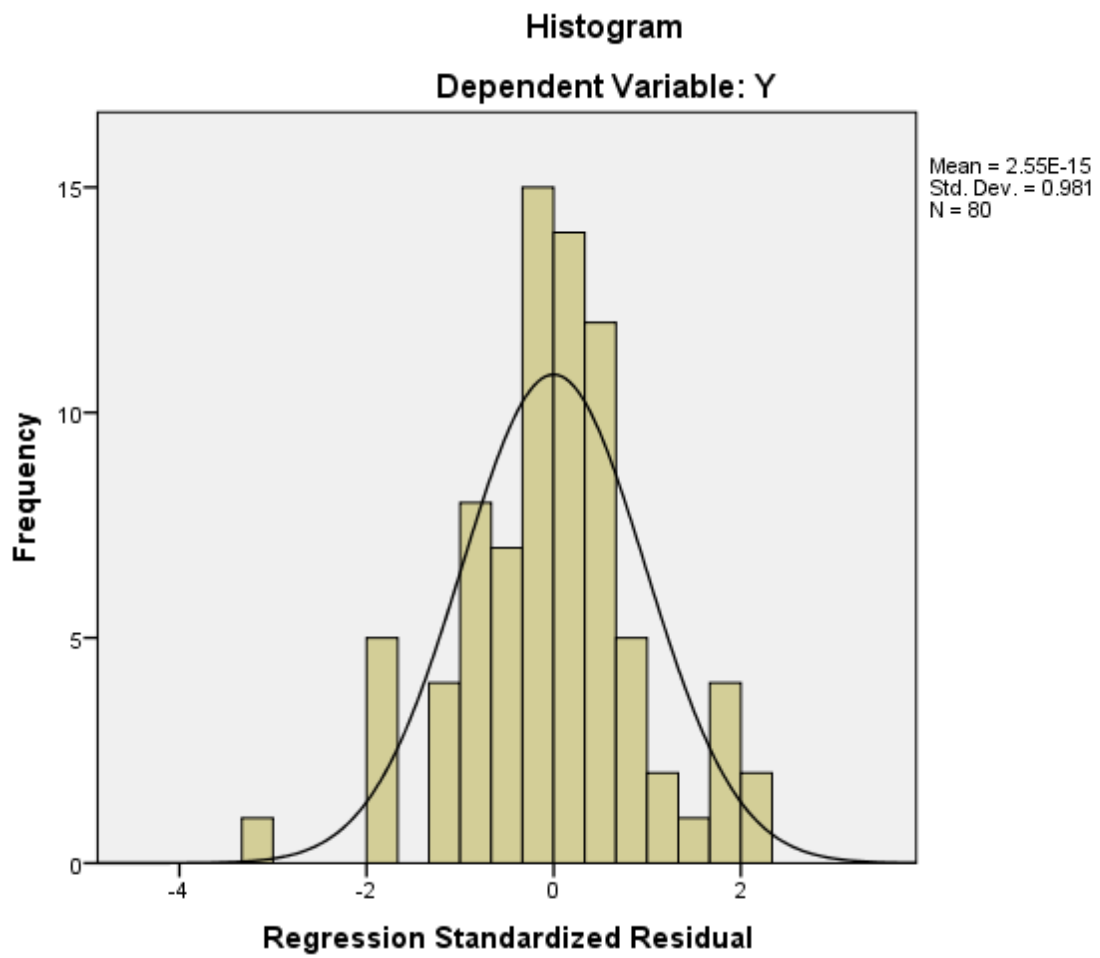
Model	Dimension	Eigenvalue	Condition Index	Variance Proportions			
				(Constant)	X1	X2	X3
1	1	3.980	1.000	.00	.00	.00	.00
1	2	.010	19.606	.02	.34	.40	.10
	3	.007	24.326	.00	.59	.03	.77
	4	.003	34.903	.98	.07	.57	.13

a. Dependent Variable: Y

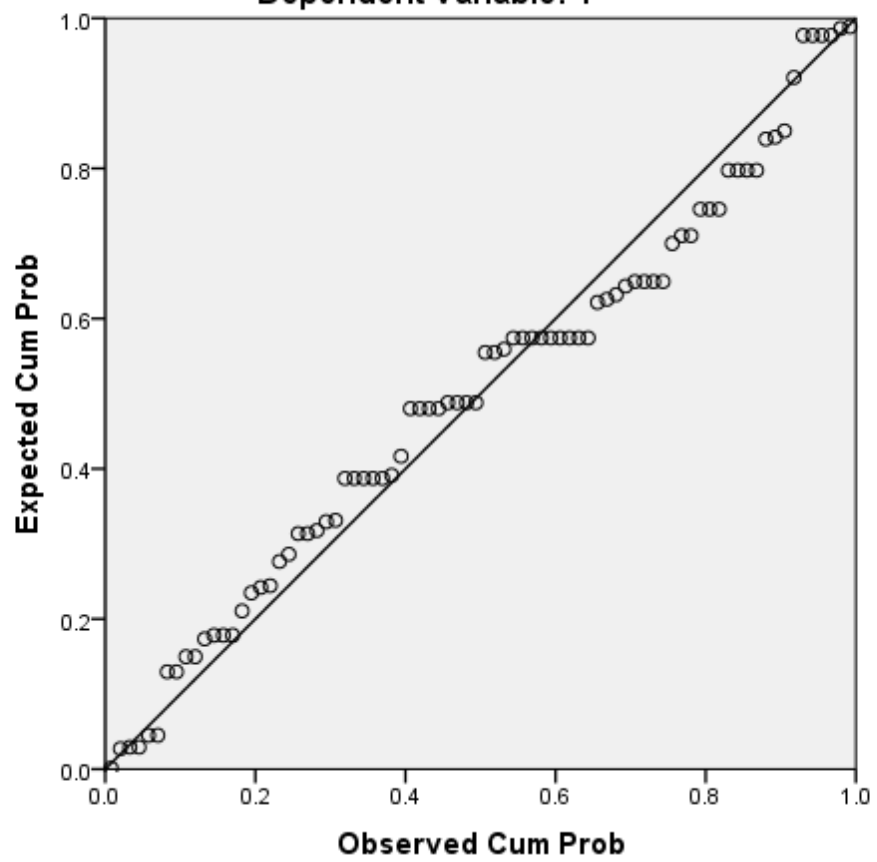
Residuals Statistics^a

	Minimum	Maximum	Mean	Std. Deviation	N
Predicted Value	14.44	19.55	17.34	1.214	80
Std. Predicted Value	-2.384	1.821	.000	1.000	80
Standard Error of Predicted Value	.079	.295	.145	.047	80
Adjusted Predicted Value	14.08	19.60	17.33	1.223	80
Residual	-2.087	1.558	.000	.670	80
Std. Residual	-3.057	2.282	.000	.981	80
Stud. Residual	-3.326	2.531	.002	1.023	80
Deleted Residual	-2.471	1.916	.003	.729	80
Stud. Deleted Residual	-3.575	2.627	.001	1.046	80
Mahal. Distance	.073	13.788	2.963	2.559	80
Cook's Distance	.000	.509	.023	.071	80
Centered Leverage Value	.001	.175	.038	.032	80

a. Dependent Variable: Y

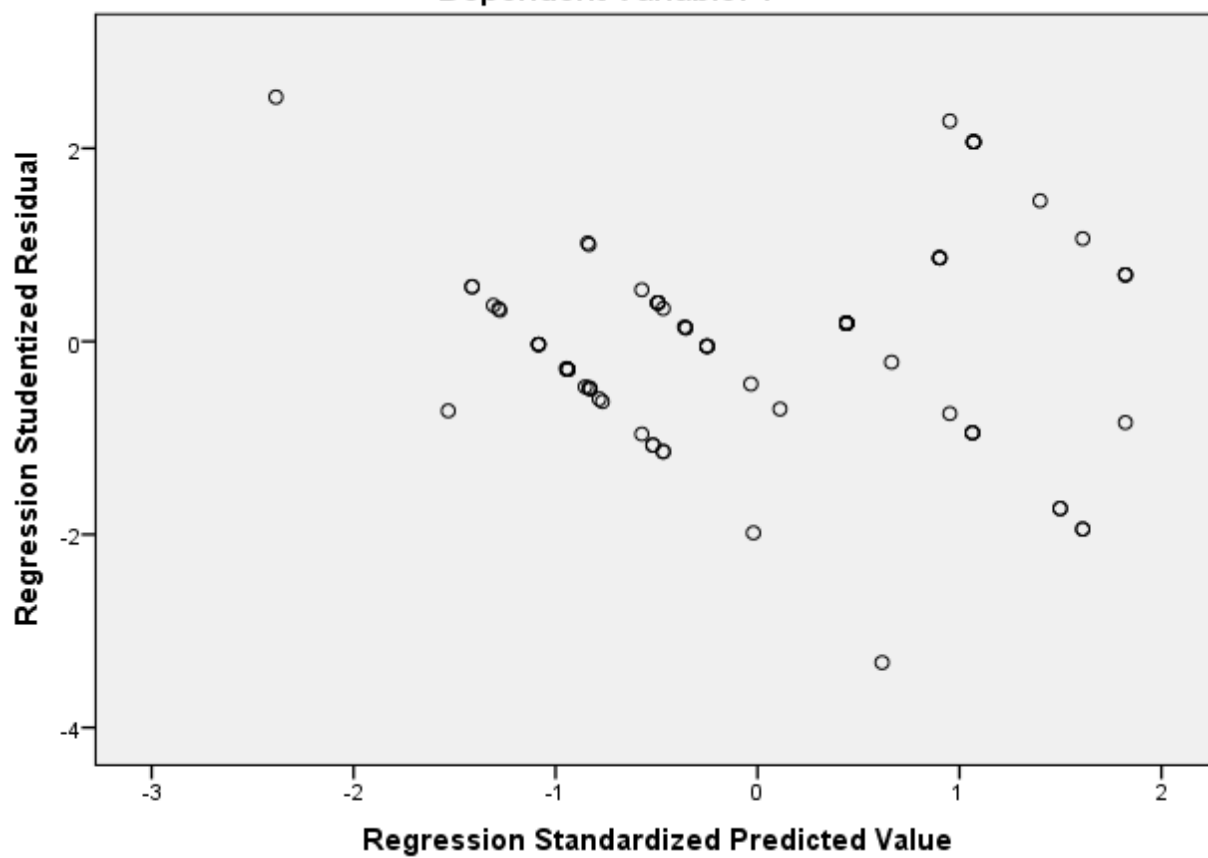


Normal P-P Plot of Regression Standardized Residual
Dependent Variable: Y

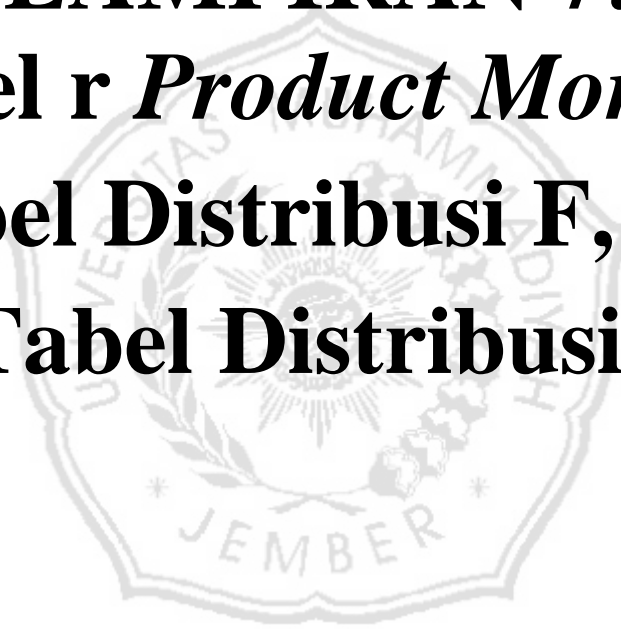


Scatterplot

Dependent Variable: Y



LAMPIRAN 7:
Tabel r *Product Moment*,
Tabel Distribusi F, dan
Tabel Distribusi t



Tabel r product Moment (Sig = 0,05)

df	r	df	r	df	r	df	r
1	0.9969	26	0.3739	51	0.2706	76	0.2227
2	0.9500	27	0.3673	52	0.2681	77	0.2213
3	0.8783	28	0.3610	53	0.2656	78	0.2199
4	0.8114	29	0.3550	54	0.2632	79	0.2165
5	0.7545	30	0.3494	55	0.2609	80	0.2162
6	0.7067	31	0.3440	56	0.2586	81	0.2159
7	0.6664	32	0.3388	57	0.2564	82	0.2146
8	0.6319	33	0.3388	58	0.2542	83	0.2133
9	0.6021	34	0.3291	59	0.2521	84	0.2120
10	0.5760	35	0.3246	60	0.2500	85	0.2108
11	0.5529	36	0.3202	61	0.2480	86	0.2096
12	0.5324	37	0.3160	62	0.2461	87	0.2084
13	0.5140	38	0.3120	63	0.2441	88	0.2072
14	0.4973	39	0.3081	64	0.2423	89	0.2061
15	0.4821	40	0.3044	65	0.2404	90	0.2050
16	0.4683	41	0.3008	66	0.2387	91	0.2039
17	0.4555	42	0.2973	67	0.2369	92	0.2028
18	0.4438	43	0.2940	68	0.2352	93	0.2017
19	0.4329	44	0.2907	69	0.2335	94	0.2006
20	0.4227	45	0.2876	70	0.2319	95	0.1996
21	0.4132	46	0.2845	71	0.2303	96	0.1986
22	0.4044	47	0.2816	72	0.2287	97	0.1975
23	0.3961	48	0.2787	73	0.2272	98	0.1966
24	0.3882	49	0.2759	74	0.2257	99	0.1956
25	0.3809	50	0.2732	75	0.2242	100	0.1946

Sumber: <https://www.spssindonesia.com/2014/02/>

	DF 1									
DF 2	1	2	3	4	5	6	7	8	9	10
1	161.4476	199.5000	215.7073	224.5833	230.1619	233.986	236.7684	238.8827	240.5433	241.8818
2	18.5128	19.0000	19.1643	19.2468	19.2964	19.3295	19.3532	19.371	19.3848	19.3959
3	10.1280	9.5521	9.2766	9.1172	9.0135	8.9406	8.8867	8.8452	8.8123	8.7855
4	7.7086	6.9443	6.5914	6.3882	6.2561	6.1631	6.0942	6.041	5.9988	5.9644
5	6.6079	5.7861	5.4095	5.1922	5.0503	4.9503	4.8759	4.8183	4.7725	4.7351
6	5.9874	5.1433	4.7571	4.5337	4.3874	4.2839	4.2067	4.1468	4.099	4.06
7	5.5914	4.7374	4.3468	4.1203	3.9715	3.866	3.787	3.7257	3.6767	3.6365
8	5.3177	4.4590	4.0662	3.8379	3.6875	3.5806	3.5005	3.4381	3.3881	3.3472
9	5.1174	4.2565	3.8625	3.6331	3.4817	3.3738	3.2927	3.2296	3.1789	3.1373
10	4.9646	4.1028	3.7083	3.4780	3.3258	3.2172	3.1355	3.0717	3.0204	2.9782
11	4.8443	3.9823	3.5874	3.3567	3.2039	3.0946	3.0123	2.948	2.8962	2.8536
12	4.7472	3.8853	3.4903	3.2592	3.1059	2.9961	2.9134	2.8486	2.7964	2.7534
13	4.6672	3.8056	3.4105	3.1791	3.0254	2.9153	2.8321	2.7669	2.7144	2.671
14	4.6001	3.7389	3.3439	3.1122	2.9582	2.8477	2.7642	2.6987	2.6458	2.6022
15	4.5431	3.6823	3.2874	3.0556	2.9013	2.7905	2.7066	2.6408	2.5876	2.5437
16	4.4940	3.6337	3.2389	3.0069	2.8524	2.7413	2.6572	2.5911	2.5377	2.4935
17	4.4513	3.5915	3.1968	2.9647	2.8100	2.6987	2.6143	2.548	2.4943	2.4499
18	4.4139	3.5546	3.1599	2.9277	2.7729	2.6613	2.5767	2.5102	2.4563	2.4117
19	4.3807	3.5219	3.1274	2.8951	2.7401	2.6283	2.5435	2.4768	2.4227	2.3779
20	4.3512	3.4928	3.0984	2.8661	2.7109	2.599	2.514	2.4471	2.3928	2.3479
21	4.3248	3.4668	3.0725	2.8401	2.6848	2.5727	2.4876	2.4205	2.366	2.321
22	4.3009	3.4434	3.0491	2.8167	2.6613	2.5491	2.4638	2.3965	2.3419	2.2967
23	4.2793	3.4221	3.0280	2.7955	2.6400	2.5277	2.4422	2.3748	2.3201	2.2747
24	4.2597	3.4028	3.0088	2.7763	2.6207	2.5082	2.4226	2.3551	2.3002	2.2547
25	4.2417	3.3852	2.9912	2.7587	2.6030	2.4904	2.4047	2.3371	2.2821	2.2365
26	4.2252	3.3690	2.9752	2.7426	2.5868	2.4741	2.3883	2.3205	2.2655	2.2197
27	4.2100	3.3541	2.9604	2.7278	2.5719	2.4591	2.3732	2.3053	2.2501	2.2043
28	4.1960	3.3404	2.9467	2.7141	2.5581	2.4453	2.3593	2.2913	2.236	2.19
29	4.1830	3.3277	2.9340	2.7014	2.5454	2.4324	2.3463	2.2783	2.2229	2.1768
30	4.1709	3.3158	2.9223	2.6896	2.5336	2.4205	2.3343	2.2662	2.2107	2.1646
31	4.1596	3.3048	2.9113	2.6787	2.5225	2.4094	2.3232	2.2549	2.1994	2.1532
32	4.1491	3.2945	2.9011	2.6684	2.5123	2.3991	2.3127	2.2444	2.1888	2.1425
33	4.1393	3.2849	2.8916	2.6589	2.5026	2.3894	2.303	2.2346	2.1789	2.1325
34	4.1300	3.2759	2.8826	2.6499	2.4936	2.3803	2.2938	2.2253	2.1696	2.1231
35	4.1213	3.2674	2.8742	2.6415	2.4851	2.3718	2.2852	2.2167	2.1608	2.1143
36	4.1132	3.2594	2.8663	2.6335	2.4772	2.3638	2.2771	2.2085	2.1526	2.1061
37	4.1055	3.2519	2.8588	2.6261	2.4696	2.3562	2.2695	2.2008	2.1449	2.0982
38	4.0982	3.2448	2.8517	2.6190	2.4625	2.349	2.2623	2.1936	2.1375	2.0909
39	4.0913	3.2381	2.8451	2.6123	2.4558	2.3423	2.2555	2.1867	2.1306	2.0839
40	4.0847	3.2317	2.8387	2.6060	2.4495	2.3359	2.249	2.1802	2.124	2.0772
41	4.0785	3.2257	2.8327	2.6000	2.4434	2.3298	2.2429	2.174	2.1178	2.071
42	4.0727	3.2199	2.8270	2.5943	2.4377	2.324	2.2371	2.1681	2.1119	2.065
43	4.0670	3.2145	2.8216	2.5888	2.4322	2.3185	2.2315	2.1625	2.1062	2.0593
44	4.0617	3.2093	2.8165	2.5837	2.4270	2.3133	2.2263	2.1572	2.1009	2.0539
45	4.0566	3.2043	2.8115	2.5787	2.4221	2.3083	2.2212	2.1521	2.0958	2.0487
46	4.0517	3.1996	2.8068	2.5740	2.4174	2.3035	2.2164	2.1473	2.0909	2.0438
47	4.0471	3.1951	2.8024	2.5695	2.4128	2.299	2.2118	2.1427	2.0862	2.0391
48	4.0427	3.1907	2.7981	2.5652	2.4085	2.2946	2.2074	2.1382	2.0817	2.0346
49	4.0384	3.1866	2.7939	2.5611	2.4044	2.2904	2.2032	2.134	2.0775	2.0303
50	4.0343	3.1826	2.7900	2.5572	2.4004	2.2864	2.1992	2.1299	2.0734	2.0261

51	4.0304	3.1788	2.7862	2.5534	2.3966	2.2826	2.1953	2.126	2.0694	2.0222
52	4.0266	3.1751	2.7826	2.5498	2.3930	2.2789	2.1916	2.1223	2.0656	2.0184
53	4.0230	3.1716	2.7791	2.5463	2.3894	2.2754	2.1881	2.1187	2.062	2.0147
54	4.0195	3.1682	2.7758	2.5429	2.3861	2.272	2.1846	2.1152	2.0585	2.0112
55	4.0162	3.1650	2.7725	2.5397	2.3828	2.2687	2.1813	2.1119	2.0552	2.0078
56	4.0130	3.1619	2.7694	2.5366	2.3797	2.2656	2.1782	2.1087	2.0519	2.0045
57	4.0099	3.1588	2.7664	2.5336	2.3767	2.2625	2.1751	2.1056	2.0488	2.0014
58	4.0069	3.1559	2.7636	2.5307	2.3738	2.2596	2.1721	2.1026	2.0458	1.9983
59	4.0040	3.1531	2.7608	2.5279	2.3710	2.2568	2.1693	2.0997	2.0429	1.9954
60	4.0012	3.1504	2.7581	2.5252	2.3683	2.2541	2.1665	2.097	2.0401	1.9926
61	3.9985	3.1478	2.7555	2.5226	2.3657	2.2514	2.1639	2.0943	2.0374	1.9899
62	3.9959	3.1453	2.7530	2.5201	2.3631	2.2489	2.1613	2.0917	2.0348	1.9872
63	3.9934	3.1428	2.7505	2.5177	2.3607	2.2464	2.1588	2.0892	2.0322	1.9847
64	3.9909	3.1404	2.7482	2.5153	2.3583	2.244	2.1564	2.0868	2.0298	1.9822
65	3.9886	3.1381	2.7459	2.5130	2.3560	2.2417	2.1541	2.0844	2.0274	1.9798
66	3.9863	3.1359	2.7437	2.5108	2.3538	2.2395	2.1518	2.0821	2.0251	1.9775
67	3.9840	3.1338	2.7416	2.5087	2.3517	2.2373	2.1497	2.0799	2.0229	1.9752
68	3.9819	3.1317	2.7395	2.5066	2.3496	2.2352	2.1475	2.0778	2.0207	1.973
69	3.9798	3.1296	2.7375	2.5046	2.3475	2.2332	2.1455	2.0757	2.0186	1.9709
70	3.9778	3.1277	2.7355	2.5027	2.3456	2.2312	2.1435	2.0737	2.0166	1.9689
71	3.9758	3.1258	2.7336	2.5008	2.3437	2.2293	2.1415	2.0717	2.0146	1.9669
72	3.9739	3.1239	2.7318	2.4989	2.3418	2.2274	2.1397	2.0698	2.0127	1.9649
73	3.9720	3.1221	2.7300	2.4971	2.3400	2.2256	2.1378	2.068	2.0108	1.9631
74	3.9702	3.1203	2.7283	2.4954	2.3383	2.2238	2.136	2.0662	2.009	1.9612
75	3.9685	3.1186	2.7266	2.4937	2.3366	2.2221	2.1343	2.0644	2.0073	1.9594
76	3.9668	3.1170	2.7249	2.4920	2.3349	2.2204	2.1326	2.0627	2.0055	1.9577
77	3.9651	3.1154	2.7233	2.4904	2.3333	2.2188	2.131	2.0611	2.0039	1.956
78	3.9635	3.1138	2.7218	2.4889	2.3317	2.2172	2.1294	2.0595	2.0022	1.9544
79	3.9619	3.1123	2.7203	2.4874	2.3302	2.2157	2.1278	2.0579	2.0007	1.9528
80	3.9604	3.1108	2.7188	2.4859	2.3287	2.2142	2.1263	2.0564	1.9991	1.9512
81	3.9589	3.1093	2.7173	2.4844	2.3273	2.2127	2.1248	2.0549	1.9976	1.9497
82	3.9574	3.1079	2.7159	2.4830	2.3259	2.2113	2.1234	2.0534	1.9961	1.9482
83	3.9560	3.1065	2.7146	2.4817	2.3245	2.2099	2.122	2.052	1.9947	1.9468
84	3.9546	3.1052	2.7132	2.4803	2.3231	2.2086	2.1206	2.0506	1.9933	1.9454
85	3.9532	3.1038	2.7119	2.4790	2.3218	2.2072	2.1193	2.0493	1.9919	1.944
86	3.9519	3.1026	2.7106	2.4777	2.3205	2.2059	2.118	2.048	1.9906	1.9426
87	3.9506	3.1013	2.7094	2.4765	2.3193	2.2047	2.1167	2.0467	1.9893	1.9413
88	3.9493	3.1001	2.7082	2.4753	2.3181	2.2034	2.1155	2.0454	1.988	1.94
89	3.9481	3.0989	2.7070	2.4741	2.3169	2.2022	2.1143	2.0442	1.9868	1.9388
90	3.9469	3.0977	2.7058	2.4729	2.3157	2.2011	2.1131	2.043	1.9856	1.9376
91	3.9457	3.0966	2.7047	2.4718	2.3145	2.1999	2.1119	2.0418	1.9844	1.9364
92	3.9445	3.0954	2.7036	2.4707	2.3134	2.1988	2.1108	2.0407	1.9833	1.9352
93	3.9434	3.0943	2.7025	2.4696	2.3123	2.1977	2.1097	2.0395	1.9821	1.9341
94	3.9423	3.0933	2.7014	2.4685	2.3113	2.1966	2.1086	2.0384	1.981	1.9329
95	3.9412	3.0922	2.7004	2.4675	2.3102	2.1955	2.1075	2.0374	1.9799	1.9318
96	3.9402	3.0912	2.6994	2.4665	2.3092	2.1945	2.1065	2.0363	1.9789	1.9308
97	3.9391	3.0902	2.6984	2.4655	2.3082	2.1935	2.1054	2.0353	1.9778	1.9297
98	3.9381	3.0892	2.6974	2.4645	2.3072	2.1925	2.1044	2.0343	1.9768	1.9287
99	3.9371	3.0882	2.6965	2.4636	2.3063	2.1915	2.1035	2.0333	1.9758	1.9277
100	3.9361	3.0873	2.6955	2.4626	2.3053	2.1906	2.1025	2.0323	1.9748	1.9267

Sumber: <https://www.spssindonesia.com/2014/02/>

Tabel Distribusi t

Df	0,1	0,05	0,025
1	3.0777	6.3138	12.7062
2	1.8856	2.9200	4.3027
3	1.6377	2.3534	3.1824
4	1.5332	2.1318	2.7764
5	1.4759	2.0150	2.5706
6	1.4398	1.9432	2.4469
7	1.4149	1.8946	2.3646
8	1.3968	1.8595	2.3060
9	1.3830	1.8331	2.2622
10	1.3722	1.8125	2.2281
11	1.3634	1.7959	2.2010
12	1.3562	1.7823	2.1788
13	1.3502	1.7709	2.1604
14	1.3450	1.7613	2.1448
15	1.3406	1.7531	2.1314
16	1.3368	1.7459	2.1199
17	1.3334	1.7396	2.1098
18	1.3304	1.7341	2.1009
19	1.3277	1.7291	2.0930
20	1.3253	1.7247	2.0860
21	1.3232	1.7207	2.0796
22	1.3212	1.7171	2.0739
23	1.3195	1.7139	2.0687
24	1.3178	1.7109	2.0639
25	1.3163	1.7081	2.0595
26	1.3150	1.7056	2.0555
27	1.3137	1.7033	2.0518
28	1.3125	1.7011	2.0484
29	1.3114	1.6991	2.0452
30	1.3104	1.6973	2.0423
31	1.3095	1.6955	2.0395
32	1.3086	1.6939	2.0369
33	1.3077	1.6924	2.0345
34	1.3070	1.6909	2.0322
35	1.3062	1.6896	2.0301
36	1.3055	1.6883	2.0281
37	1.3049	1.6871	2.0262
38	1.3042	1.6860	2.0244
39	1.3036	1.6849	2.0227
40	1.3031	1.6839	2.0211
41	1.3025	1.6829	2.0195
42	1.3020	1.6820	2.0181
43	1.3016	1.6811	2.0167
44	1.3011	1.6802	2.0154
45	1.3006	1.6794	2.0141
46	1.3002	1.6787	2.0129

47	1.2998	1.6779	2.0117
48	1.2994	1.6772	2.0106
49	1.2991	1.6766	2.0096
50	1.2987	1.6759	2.0086
51	1.2984	1.6753	2.0076
52	1.2980	1.6747	2.0066
53	1.2977	1.6741	2.0057
54	1.2974	1.6736	2.0049
55	1.2971	1.6730	2.0040
56	1.2969	1.6725	2.0032
57	1.2966	1.6720	2.0025
58	1.2963	1.6716	2.0017
59	1.2961	1.6711	2.0010
60	1.2958	1.6706	2.0003
61	1.2956	1.6702	1.9996
62	1.2954	1.6698	1.9990
63	1.2951	1.6694	1.9983
64	1.2949	1.6690	1.9977
65	1.2947	1.6686	1.9971
66	1.2945	1.6683	1.9966
67	1.2943	1.6679	1.9960
68	1.2941	1.6676	1.9955
69	1.2939	1.6672	1.9949
70	1.2938	1.6669	1.9944
71	1.2936	1.6666	1.9939
72	1.2934	1.6663	1.9935
73	1.2933	1.6660	1.9930
74	1.2931	1.6657	1.9925
75	1.2929	1.6654	1.9921
76	1.2928	1.6652	1.9917
77	1.2926	1.6649	1.9913
78	1.2925	1.6646	1.9908
79	1.2924	1.6644	1.9905
80	1.2922	1.6641	1.9901
81	1.2921	1.6639	1.9897
82	1.2920	1.6636	1.9893
83	1.2918	1.6634	1.9890
84	1.2917	1.6632	1.9886
85	1.2916	1.6630	1.9883
86	1.2915	1.6628	1.9879
87	1.2914	1.6626	1.9876
88	1.2912	1.6624	1.9873
89	1.2911	1.6622	1.987
90	1.291	1.662	1.9867
91	1.2909	1.6618	1.9864
92	1.2908	1.6616	1.9861
93	1.2907	1.6614	1.9858
94	1.2906	1.6612	1.9855

95	1.2905	1.6611	1.9853
96	1.2904	1.6609	1.985
97	1.2903	1.6607	1.9847
98	1.2902	1.6606	1.9845
99	1.2902	1.6604	1.9842
100	1.2901	1.6602	1.984

Sumber: <https://www.spssindonesia.com/2014/02/>



