

Appendix 1 : RESEARCH MATRIX

Title	Problem	Variables	Indicators	Data Resources	Research Method	Hypothesis
The Effect of Using Mnemonic Strategy on the seventh grades students' Vocabulary Mastery at MTs Negeri 5 Jember in the 2018-2019 Academic Year	Is there any significant difference of Using Mnemonic Strategy on Students' Vocabulary Mastery on the seventh grades students' at MTs Negeri 5 Jember in the 2018-2019 Academic Year	Independent variable: Mnemonic strategy Dependent variable: Students' vocabulary mastery	Steps of Mnemonic: - Recording means selecting the target word that students must achieve - Relating means relating a new vocabulary by using imagery. - Retrieving means recalling the meaning of new word that have achieved. The students' score of vocabulary mastery: - Noun - Adjective - Verb - Preposition	Subject: The VII grade students of MTs Negeri 5 Jember in the Academic Year 2018-2019 Informant: The seventh grade English teacher of MTs Negeri 5 Jember in the Academic Year 2018-2019	Kind of research Experimental research Research Design: Quasi experimental design with <i>nonrandomized control group pretest-posttest</i> Data Collection Method: Test Data Anlysis: SPSS V21	There is a significant difference of Using Mnemonic Strategy on Students' Vocabulary Mastery on the seventh grades students' at MTs Negeri 5 Jember in the 2018-2019 Academic Year

Appendix 2

TRYOUT

Subject : English
Language component : Vocabulary
Grade : VII
Time : 80 minutes

Answer the question by giving a cross (X) on either A, B, C, D as the correct answer !

- We call the _____ to get the patient to go to hospital.
A. Police office
B. Clinic
C. Post office
D. Ambulance
- Elephant has a _____ body
A. Big
B. Small
C. Old
D. Bad
- Yesterday she went to cinema. She enjoyed the _____ a lot.
A. Book
B. Movie
C. Newspaper
D. Magazine
- My sister is absent today. She is _____.
A. Sick
B. Angry
C. Happy
D. Sad
- I do not like to read this book. It is very _____.
A. Interest
B. Good
C. Boring
D. Sleepy
- She usually works at school. She is a _____.
A. Doctor
B. Teacher
C. Farmer
D. Housewife
- Kitchen sink is used to _____ the plate.
A. Plants
B. Cut
C. Draw
D. Wash
- If you want to _____ water, you should put the pan on the fire.
A. Fry
B. Boil
C. Make
D. Eat
- A school is the place where students _____.
A. Play
B. Study
C. Teach
D. Work
- Ani : Amir, your new shoes are really fit with your _____. You look so handsome
Amir : Thank you Ani.
A. Body
B. Head
C. Feet
D. Hand

11. My mother _____ lunch for my brother.
A. Put
B. Kick
C. Wear
D. Prepare
12. Henry looks very _____ because he won the competition.
A. Lost
B. Happy
C. Sad
D. Bad
13. My father go to the _____ because his teeth were in pain.
A. Shop
B. School
C. Dentist
D. Market
14. The examination was _____ for Hani. She gots an A score.
A. Difficult
B. Easy
C. Hot
D. Good
15. French fries and fried chicken are my favorite foods. These are very _____.
A. Delicious
B. Sour
C. Bitter
D. Sweet
16. The birds _____ on the air by using their wings
A. Fly
B. Run
C. Walk
D. Sleep
17. Joy is taylor. She makes and sews _____.
A. Books
B. Tables
C. Clothes
D. Pillows
18. My father always read _____ every morning.
A. Radio
B. Television
C. Megazine
D. Newspaper
19. Lisa does not like a medice. It is very _____.
A. Sweet
B. Salty
C. Bitter
D. Sour
20. Candy is _____ but honey sweeter than candy.
A. Sour
B. Sweet
C. Bitter
D. Salty
21. I had five thousand rupiah _____ my pocket.
A. At
B. On
C. In
D. Beside
22. Ali puts his book _____ the table.
A. Beside
B. In
C. On
D. Below
23. Please put your sandals _____ the shelve
A. Behind
B. In
C. Below
D. On

24. School starts ____ 07.00 am.
A. At
B. In
C. For
D. After
25. Maryam sits _____ Lia and Jhonny.
A. Between
B. Behind
C. On
D. Before
26. I ____ to canteen to buy some food.
A. Look
B. Put
C. Go
D. Study
27. I need _____ to buy food and drink.
A. Money
B. Book
C. Wallet
D. Paper
28. We need _____ to bring our school book.
A. Uniform
B. Wallet
C. Bag
D. Pencil case
29. If we want to buy a book, we go to _____.
A. Hospital
B. Barbershop
C. Bookstore
D. Drugstore
30. We must call _____ to catch the robber
A. Doctor
B. Teacher
C. Hospital
D. Police
31. Before entering someone's house, we should _____ the door.
A. Kick
B. Knock
C. Hit
D. Scream
32. He always help others. He has a ____ character.
A. Bad
B. Lazy
C. Good
D. Old
33. Boy and Anna always _____ novel in library.
A. Sleep
B. See
C. Reading
D. Listen
34. Brenda eats _____ in the morning.
A. Lunch
B. Breakfast
C. Dinner
D. Drink
35. She puts stationary _____ the table.
A. On
B. In
C. From
D. Between
36. I hang a beautiful picture _____ the wall.
A. At
B. On
C. In
D. From

37. My father always tells me to wash my ____ before eating
A. Hands C. Face
B. Foot D. Teeth
38. Tiara feel sad because she _____ in her examination.
A. Won C. Lost
B. Good D. Failed
39. Bima is standing _____ Rumaysha's house.
A. On C. Under
B. Between D. In front of
40. They are _____ rice everyday.
A. Eating C. Buy
B. Put D. Make
41. Citra always _____ a teddy bear while sleeping.
A. Bring C. Kick
B. Hug D. Save
42. Lombok is _____ island.
A. Old C. Beautiful
B. Young D. Handsome
43. Be sure to _____ your bicycle when you put it in the street.
A. Lock C. Make
B. Put D. Use
44. When you add sugar to your coffe, you should _____ it with a spoon.
A. Cook C. Wear
B. Stir D. Bake
45. I can not buy this book, it is very _____.
A. Cheap C. Easy
B. Expensive D. Good
46. You have to put pillow _____ your neck when you are sleeping.
A. Beside C. On
B. Under D. Over
47. We usually breath through our _____.
A. Ears C. Eyes
B. Nose D. Teeth
48. She really like to study. She is a _____ girl.
A. Lazy C. Best
B. Young D. Dilligent
49. I am planting a vegetables _____ my garden.
A. In C. Put
B. On D. At

50. I was so _____ so i took a nap in the class.
A. Good C. Hot
B. Tired D. Happy
51. My uncle _____ me a new shoes.
A. Take C. Put
B. Buy D. Sit
52. We spent our weekend _____ home.
A. At C. On
B. In D. Under
53. We keep our clothes _____
A. In the cupboard C. In the bookcase
B. In the garage D. In the sofa
54. Andi studying _____ his room.
A. In C. On
B. At D. Between
55. A handsome boy stands _____ me.
A. On C. Behind
B. Between D. At
56. The teacher use a marker to write _____ the white board
A. In C. On
B. At D. In front of
57. My mother always reminds me to brush my _____ before sleeping.
A. Foot C. Dress
B. Hands D. Teeth
58. My teacher was _____ because my friend broke the library's book.
A. Angry C. Sad
B. Happy D. Good
59. Youra always _____ her mother in the kitchen.
A. Put C. Talking
B. Helps D. Washing
60. Mark and his sister always _____ every night. So they are become a clever students.
A. Study C. Bring
B. Sleep D. Play

_____ **GOOD LUCK** _____

Appendix 3

Answer Key

- | | | |
|-------|-------|-------|
| 1. D | 21. C | 41. B |
| 2. A | 22. C | 42. C |
| 3. B | 23. D | 43. A |
| 4. A | 24. A | 44. B |
| 5. C | 25. A | 45. B |
| 6. B | 26. C | 46. B |
| 7. D | 27. A | 47. B |
| 8. B | 28. C | 48. D |
| 9. B | 29. C | 49. A |
| 10. C | 30. D | 50. B |
| 11. D | 31. B | 51. B |
| 12. B | 32. C | 52. A |
| 13. C | 33. C | 53. A |
| 14. B | 34. B | 54. A |
| 15. A | 35. A | 55. C |
| 16. A | 36. B | 56. C |
| 17. C | 37. A | 57. D |
| 18. D | 38. D | 58. A |
| 19. C | 39. D | 59. B |
| 20. B | 40. A | 60. A |

Parts of speech	List of number
Noun	1, 3, 6, 10, 13, 17, 18, 27, 28, 29, 30, 34, 37, 47, 57.
Verb	7, 8, 9, 11, 16, 26, 31, 33, 40, 41, 43, 44, 51, 59, 60.
Adjective	2, 4, 5, 12, 14, 15, 19, 20, 32, 38, 42, 45, 48, 50, 58.
Preposition	21, 22, 23, 24, 25, 35, 36, 39, 46, 49, 52, 53, 54, 55, 56.

Appendix 4

No.	Name	Gender
1	Afina Dai Robi	F
2	Afton Ilman Huda	M
3	Alvian Dimas Saputra	M
4	Alvina Febrianti	F
5	Andhika Dwi Ramadhani	M
6	Anton Bayu Arisona	M
7	Atha Naurah Salwa	F
8	Citra Cinta Dewi	F
9	Davi Rahmah Prandini	F
10	Galuh	F
11	Indah Ayu Nuraini	F
12	Melati Nur Seflia	F
13	Moh. Ackmal Abdullah	M
14	Moh. Faril Pratama	M
15	Moh. Ilham	M
16	Moh. Jaenuri	M
17	Mohammad Hafid Aji Pratama	M
18	Muhammad Anugrah Tyas S.	M
19	Muhammad Ilfun Rizali Santoso	M
20	Muhammad Rizal	M
21	Nadia Putri Amanda	F
22	Nindia Wulandari	F
23	Nova Tetra Adinda Riyani	F
24	Oktavia Putri Ramadani	F
25	Putri Handayani Prayogi	F
26	Sheila Aprilia	F
27	Sri Widias Putri	F
28	Thomas Maulana	M
29	Ulfa Rindiyani	F
30	Virgi Arteta Yutistio	M
31	Wahyu Riswan Maulana	M
32	Yusron Mubarkah	M

Appendix 5 – Vocabulary Tryout Score

No	Name	Item Number																																																												Total	Score											
		1	2	3	4	5	6	7	8	9	10	11	12	13	14	15	16	17	18	19	20	21	22	23	24	25	26	27	28	29	30	31	32	33	34	35	36	37	38	39	40	41	42	43	44	45	46	47	48	49	50	51	52	53	54	55	56	57	58	59	60													
1	AFINA DAI ROBI	1	1	1	1	1	1	1	1	1	1	1	1	0	1	1	0	0	0	0	0	0	0	0	0	1	0	1	0	1	1	1	1	0	1	1	1	1	0	1	0	0	1	1	0	0	0	0	1	0	0	0	0	0	0	0	0	0	0	0	0	0	0	0	0	0	0	0	0	0	0	0	35	58
2	AFTON ILMAN HUDA	0	1	1	1	0	1	0	0	1	0	0	1	1	0	0	1	1	0	1	1	0	1	1	1	1	0	1	0	0	0	0	0	0	0	0	0	0	1	0	1	0	0	0	0	0	0	0	0	0	0	0	0	0	0	0	1	0	1	0	0	0	0	1	26	43								
3	ALVINA FEBRIANTI	1	0	1	0	0	1	0	0	0	0	0	0	1	0	0	0	1	1	0	1	1	0	0	1	1	1	1	0	1	1	0	1	1	1	0	0	0	0	0	0	0	0	0	1	0	0	1	0	0	0	0	0	0	0	0	0	0	1	0	1	0	1	1	23	38								
4	ANDIKA DWI RAMDHANI	1	1	1	1	1	1	1	0	1	1	1	1	1	0	1	1	1	1	1	1	1	0	1	1	1	1	1	1	1	1	1	1	1	1	0	1	1	1	0	0	1	1	1	0	0	0	0	1	1	1	1	1	1	1	0	1	1	1	1	47	78												
5	ANTON BAYU ARISONA	1	1	1	1	0	1	0	1	1	0	1	1	1	0	1	1	1	0	1	1	0	1	1	0	1	1	0	1	1	1	1	1	1	1	1	1	1	0	0	0	1	0	0	1	0	0	0	1	1	1	0	0	0	0	0	0	0	0	0	0	0	0	35	58									
6	ATHA NAURAH SALWA	1	1	1	0	0	1	1	0	1	0	1	1	1	0	1	1	0	1	1	1	0	0	0	1	0	1	0	0	0	1	1	0	0	0	0	1	1	1	1	1	0	1	0	0	0	0	0	1	1	1	0	0	1	0	0	0	0	0	0	0	1	1	0	0	29	48							
7	CITRA CINTA RAMADHANI	1	1	1	1	0	1	0	1	1	0	1	0	1	0	1	1	0	1	0	0	0	0	0	1	1	0	0	1	0	1	0	0	1	0	0	1	0	0	0	1	0	0	0	1	0	0	0	0	0	0	0	0	0	0	0	1	1	0	0	0	0	0	26	43									
8	DAVI RAHMAH PRADINI	1	1	1	1	1	1	1	1	1	1	1	1	1	1	1	1	1	1	1	1	1	1	1	1	1	1	1	1	1	1	1	1	1	1	1	1	1	0	0	1	0	1	1	1	0	1	1	1	1	1	1	1	1	1	1	1	1	1	1	54	90												
9	GALUH	1	1	1	1	0	1	0	0	1	0	1	1	1	0	1	0	0	0	0	0	0	0	0	0	1	0	1	1	1	1	1	1	1	0	1	1	1	1	0	0	1	0	0	1	0	0	1	1	0	1	1	1	1	0	0	1	1	1	1	1	1	1	33	55									
10	INDAH AYU NURAINI	1	1	1	0	1	1	0	0	1	0	0	0	1	0	1	1	0	0	1	0	0	1	0	0	1	1	1	1	1	0	1	1	0	0	1	1	0	0	0	0	0	0	0	0	0	1	0	0	0	0	0	0	0	1	0	1	0	1	1	26	43												
11	MELATI NUR SELFIA	1	1	1	1	1	1	1	1	1	1	1	1	1	1	1	1	1	1	1	1	1	1	1	1	1	1	1	1	1	1	1	1	1	1	1	1	1	1	1	1	1	1	1	1	1	1	1	1	1	1	1	1	1	1	1	1	1	1	1	1	56	93											
12	MOH. ACKMAL ABDULLAH	1	1	1	1	0	1	0	0	1	0	1	1	1	0	1	1	1	0	0	1	0	0	0	1	0	1	1	1	1	1	1	1	1	1	1	1	0	0	0	0	0	0	0	0	1	1	1	0	0	0	0	1	1	0	1	0	1	1	0	0	0	0	32	53									
13	MOH. FARIL PRATAMA	1	0	0	0	0	1	0	0	1	1	1	0	0	0	1	0	1	0	0	0	0	0	0	0	1	1	1	0	1	1	1	1	0	0	1	0	0	0	0	1	1	0	1	0	0	1	0	0	0	1	0	1	0	0	0	0	0	0	0	25	42												
14	MOH. ILHAM	1	1	1	1	1	1	0	0	1	1	0	1	0	0	0	1	0	0	0	1	1	0	0	0	1	1	1	1	1	1	1	0	1	0	0	0	1	0	0	0	0	0	0	0	1	0	1	0	0	1	0	0	0	0	1	0	1	0	1	0	1	31	52										
15	MOH. JAENURI	1	1	1	0	0	1	0	0	1	1	1	0	0	1	0	0	0	0	0	0	0	0	1	0	0	1	0	0	0	1	0	0	0	0	1	1	0	0	0	0	1	0	0	1	0	0	0	0	0	0	1	0	0	0	0	0	0	0	0	22	37												
16	MOHAMMAD HAFID AJI P	1	1	1	1	1	1	1	0	1	1	1	1	1	0	1	1	1	1	1	1	1	1	1	1	1	1	1	1	1	1	1	1	1	1	1	1	1	1	1	1	1	1	1	1	1	1	1	1	1	1	1	1	1	1	1	1	1	1	1	47	78												
17	MUHAMMAD ANUGRAH	1	1	1	1	1	1	1	0	1	1	1	1	1	0	1	1	1	1	1	1	0	0	0	0	1	0	1	1	1	1	1	1	1	1	1	0	1	1	0	0	1	1	1	0	1	1	1	0	1	1	1	1	1	1	1	1	1	1	1	1	1	1	47	78									
18	MUHAMMAD ILFUN R	1	1	1	0	0	1	0	0	1	1	1	0	0	0	1	0	1	1	1	0	0	0	0	0	0	0	0	1	1	1	1	0	1	1	0	0	1	0	0	0	1	0	0	0	1	0	0	0	1	0	0	0	1	0	1	0	0	0	0	0	0	0	26	43									
19	MUHAMMAD RIZAL	0	1	1	0	0	1	0	0	1	0	0	0	0	0	0	0	0	0	0	0	0	0	0	0	1	0	1	0	0	1	0	0	0	0	0	1	0	0	0	0	1	0	0	1	1	0	0	1	1	0	0	0	0	0	0	0	0	1	1	21	35												
20	NADIA PUTRI AMANDA	1	1	1	0	0	0	0	1	1	0	0	1	0	0	1	0	0	1	0	0	0	0	0	0	0	0	0	0	0	0	0	1	0	0	0	1	1	0	0	0	0	0	1	1	1	0	0	0	0	0	0	0	0	0	0	0	0	0	0	22	37												
21	NINDIA WULANDARI	0	1	1	0	0	1	0	0	1	0	0	0	0	0	0	0	0	0	0	0	0	0	0	0	1	0	0	0	0	0	0	0	0	0	0	0	0	0	0	0	0	0	0	0	0	0	0	0	0	0	0	0	0	0	0	0	0	0	0	0	0	12	20										
22	NOVA TETRA ADINDA R	1	1	1	1	1	1	1	0	1	0	1	1	1	0	1	0	1	0	0	0	1	1	1	1	1	1	1	1	1	1	0	1	1	1	0	0	1	0	0	0	0	0	0	0	0	1	1	0	1	1	1	1	1	1	1	0	0	1	0	1	0	39	65										
23	OKTAVIA PUTRI R	1	1	1	1	0	1	0	0	1	0	0	0	1	0	1	1	0	1	1	1	0	1	1	1	1	1	1	1	1	0	1	0	0	0	0	0	0	0	0	0	0	0	0	0	1	1	0	1	0	0	0	0	0	0	1	0	0	1	1	32	53												
24	PUTRI HANDAYANI P	1	1	1	1	0	1	0	0	1	1	0	0	0	1	0	1	0	0	1	1	0	0	0	1	1	1	1	1	1	1	0	0	1	1	0	0	0	0	0	0	0	0	0	0	0	0	0	0	0	0	0	0	0	0	0	0	0	1	0	1	1	29	48										
25	SHEILA APRILIA	1	1	1	1	0	1	1	0	1	0	0	1	0	0	1	1	0	0	1	0	0	0	1	1	1	1	1	1	1	1	1	0	0	1	0	0	0	0	0	0	0	0	0	0	0	0	0	0	0	0	0	0	0	0	0	0	0	0	1	0	1	1	29	48									
26	SRI WIDIAS PUTRI	1	1	1	1	1	1	1	1	1	1	1	1	1	1	1	1	1	1	1	1	1	1	1	1	1	1	1	1	1	1	1	1	1	1	1	1	1	1	1	1	1	1	1	1	1	1	1	1	1	1	1	1	1	1	1	1	1	1	1	1	1	50	83										
27	THOMAS MAULANA	1	1	1	1	0	1	0	0	1	0	0	1	1	0	0	0	0	0	0	0	0	0	0	0	0	0	0	1	1	1	1	0	1	0	0	0	0	0	0	0	0	1	0	1	1	0	0	0	1	0	0	1	0	0	0	0	0	0	0	0	0	0	22	37									
28	ULFA RINDIYANI	0	0	0	1	0	1	0	0	1	0	0	1	1	0	0	0	1	1	0	1	0	0	0	1	0	0	0	0	1	1	0	0	1	0	0	1	0	1	0	0	0	0	0	0	0	0	0	0	0	0	0	0	0	0	0	0	0	0	0	0	0	21	35										
29	VIRGI ARTETA YUTISTIO	1	1	1	1	1	1	1	0	1	1	1	1	1	1	1	1	1	1	1	1	1	1	1	1	1	1	1	1	1	1	1	1	1	1	1	1	1	1	1	1	1	1	1	1	1	1	1	1	1	1	1	1	1	1	1	1	1	1	1	1	44	73											
30	WAHYU RISWAN M	0	1	1	1	0	1	0	0	1																																																																

Appendix 6 : Even Number

NO	Number of Even Item																														SUM
	2	4	6	8	10	12	14	16	18	20	22	24	26	28	30	32	34	36	38	40	42	44	46	48	50	52	54	56	58	60	
1	1	1	1	1	1	1	0	0	1	1	0	1	1	1	1	0	1	0	0	1	0	0	0	1	1	0	1	0	0	0	18
2	1	1	1	0	0	1	0	1	0	1	0	1	1	1	0	0	0	1	1	0	0	1	0	1	0	0	0	0	0	1	16
3	0	0	1	0	0	0	0	0	1	1	0	1	1	0	1	0	1	0	0	1	0	1	1	0	0	0	0	0	0	1	11
4	1	1	1	0	1	1	0	1	1	1	1	1	1	1	1	1	1	1	0	1	1	1	0	0	1	1	1	0	1	24	
5	1	1	1	1	0	1	0	1	1	1	0	1	1	1	1	0	1	0	1	0	1	0	0	1	0	0	1	0	0	17	
6	1	0	1	0	0	1	0	1	0	1	0	1	1	0	1	0	0	0	1	1	0	1	1	0	1	0	0	0	1	14	
7	1	1	1	1	0	0	0	0	1	0	0	0	1	0	1	0	0	0	1	0	0	1	0	1	0	0	0	0	1	11	
8	1	1	1	1	1	1	1	1	1	1	1	1	1	1	1	1	1	0	1	1	1	1	1	1	1	1	1	1	0	1	28
9	1	1	1	0	0	1	0	0	1	0	0	1	1	1	1	1	1	0	1	0	1	1	0	0	1	1	0	1	0	18	
10	1	0	1	0	0	0	0	1	0	1	0	1	1	0	1	0	1	0	0	1	0	0	1	0	0	0	0	0	0	1	11
11	1	1	1	1	1	1	1	1	1	0	1	1	1	1	1	1	1	1	0	1	1	1	1	1	1	1	1	1	0	1	27
12	1	1	1	0	0	1	0	1	1	0	0	1	1	1	1	1	1	0	0	0	1	0	0	1	0	0	1	0	0	0	15
13	0	0	1	0	1	0	0	1	1	1	0	1	1	1	1	0	1	0	0	1	1	0	0	1	1	0	0	0	0	0	14
14	1	1	1	0	1	1	0	0	0	1	0	1	1	1	1	1	0	0	0	1	1	0	0	1	1	0	0	0	0	1	16
15	1	0	1	0	1	1	0	0	0	1	0	1	0	0	0	0	1	0	1	0	0	0	0	0	0	1	0	1	1	0	11
16	1	1	1	0	1	1	0	1	1	1	1	1	1	1	1	1	1	1	0	1	1	1	0	0	1	1	1	0	1	24	
17	1	1	1	0	1	1	0	1	1	1	1	1	1	1	1	1	1	1	0	1	1	1	0	0	1	1	1	0	1	24	
18	1	0	1	0	1	0	0	0	1	1	0	0	0	1	1	0	1	0	0	1	0	1	0	1	0	0	1	0	0	0	12
19	1	0	1	0	0	0	0	0	0	1	0	0	1	0	0	0	1	0	0	1	0	0	1	0	1	0	0	0	0	1	9
20	1	0	0	1	0	1	0	1	0	1	1	0	0	0	1	0	1	0	1	1	0	0	1	0	0	0	0	0	0	0	11
21	1	0	1	0	0	0	0	0	1	1	0	1	0	0	1	0	0	0	0	0	0	0	0	0	0	1	0	0	0	0	7
22	1	1	1	0	0	1	0	1	1	0	0	1	1	1	1	1	1	0	0	0	1	1	1	1	1	1	1	1	0	0	19
23	1	1	1	0	0	0	0	1	1	1	0	1	1	0	1	0	0	0	1	1	1	0	0	0	0	0	0	0	1	0	14
24	1	1	1	0	1	0	0	1	0	1	0	1	1	1	1	0	1	0	0	1	0	1	1	0	0	0	0	0	0	1	15

25	1	1	1	0	0	1	0	1	0	1	0	1	1	1	1	0	1	0	0	1	0	1	0	0	0	0	0	0	1	14	
26	1	1	1	1	1	1	1	1	1	0	1	1	1	1	1	1	0	0	1	1	0	0	1	1	1	1	0	1	1	24	
27	1	1	1	0	0	1	0	0	0	1	1	1	1	0	0	0	0	1	1	0	1	0	0	0	0	0	0	0	0	11	
28	0	1	1	0	0	1	0	0	1	0	0	0	0	1	0	1	0	0	0	0	0	0	0	0	1	1	0	0	0	8	
29	1	1	1	0	1	1	1	1	0	1	0	1	1	1	1	1	1	0	1	1	1	0	0	1	1	1	1	1	1	24	
30	1	1	1	0	0	0	0	0	0	1	0	1	1	0	1	0	0	0	0	0	0	0	0	1	0	0	0	0	0	8	
31	1	1	1	0	1	1	0	0	0	0	0	1	0	0	0	0	1	0	1	0	0	0	0	0	1	0	1	1	0	0	11
SUM	28	22	30	7	14	21	4	18	18	23	8	26	25	19	25	12	22	6	11	20	14	16	9	13	18	10	14	6	8	16	486



Appendix 7 : Odd Number

No	Number of Odd Item																														
	1	3	5	7	9	11	13	15	17	19	21	23	25	27	29	31	33	35	37	39	41	43	45	47	49	51	53	55	57	59	SUM
1	1	1	1	1	1	1	1	1	1	1	1	0	0	1	1	1	1	1	1	0	1	0	1	0	0	1	1	0	1	0	22
2	0	1	0	0	1	0	1	0	1	1	1	0	1	1	0	0	0	0	0	0	1	0	0	1	0	0	0	1	1	0	12
3	1	1	0	0	0	0	1	0	1	0	0	0	1	1	1	0	1	0	0	0	0	0	0	0	0	0	0	1	1	1	11
4	1	1	1	1	1	1	1	1	1	1	1	0	0	1	1	1	1	0	1	0	1	0	1	1	0	1	1	0	1	1	23
5	1	1	0	0	1	1	1	1	1	1	1	0	0	1	1	1	1	0	0	0	1	1	0	0	1	1	1	0	0	0	18
6	1	1	0	1	1	1	1	1	1	1	1	0	0	1	0	1	0	0	1	1	0	0	1	0	0	0	0	0	1	0	16
7	1	1	0	0	1	1	1	1	1	0	0	0	1	1	1	0	1	1	0	1	1	0	0	0	0	0	0	1	0	0	15
8	1	1	1	1	1	1	1	1	1	0	0	0	1	1	1	1	1	1	0	0	1	0	1	1	1	1	1	1	1	1	24
9	1	1	0	0	1	1	1	1	0	0	0	0	0	0	1	0	1	1	0	0	1	0	0	1	0	1	1	0	0	1	14
10	1	1	1	0	1	0	1	1	1	0	1	1	1	1	1	0	1	0	0	0	0	0	0	0	0	0	0	1	1	1	16
11	1	1	1	1	1	1	1	1	1	0	0	0	1	1	1	1	1	1	1	1	1	0	1	1	1	1	1	1	1	1	26
12	1	1	0	0	1	1	1	1	1	0	1	0	0	1	1	1	1	0	0	0	1	1	0	0	1	1	1	0	0	0	17
13	1	0	0	0	1	1	0	1	0	0	1	1	1	1	1	0	0	0	1	0	0	1	1	0	0	1	1	0	0	15	
14	1	1	1	0	1	0	0	0	1	0	1	0	1	1	1	0	0	1	0	0	0	0	1	1	1	0	0	1	1	0	15
15	1	1	0	0	0	1	0	1	0	1	1	0	0	0	1	0	1	1	1	0	0	1	0	0	0	0	0	0	0	1	12
16	1	1	1	1	1	1	1	1	1	0	0	1	0	1	1	1	1	0	1	0	1	0	1	1	0	1	1	0	1	1	22
17	1	1	1	1	1	1	1	1	1	0	0	1	0	1	1	1	1	0	1	0	1	0	1	1	0	1	1	0	1	1	22
18	1	1	0	0	1	1	0	1	1	1	1	1	0	0	1	1	1	0	1	0	0	0	0	1	0	1	1	0	0	0	16
19	0	1	0	0	1	0	0	0	0	0	0	0	0	0	1	0	0	0	1	1	0	1	1	1	0	0	1	0	0	1	10
20	1	1	0	0	1	0	0	1	0	0	0	1	0	1	0	0	1	0	0	1	1	0	1	0	0	0	1	1	0	0	12
21	0	1	0	0	1	0	0	0	1	1	0	0	0	0	0	0	0	0	0	0	0	0	0	1	0	0	1	0	0	0	6
22	1	1	1	1	1	1	1	1	0	0	0	0	1	0	1	0	1	0	1	0	1	0	0	1	0	1	1	0	1	1	18
23	1	1	0	0	1	0	1	1	1	0	0	0	1	1	1	1	1	0	0	1	0	0	0	0	0	1	1	1	0	1	16
24	1	1	0	0	1	0	1	1	1	0	1	0	1	1	1	0	1	0	0	0	0	0	0	0	0	0	0	1	1	1	14

25	1	1	0	1	1	0	0	1	1	0	0	0	1	1	1	0	1	0	0	0	0	0	0	1	0	0	0	1	1	1	14
26	1	1	1	1	1	1	1	1	1	1	1	0	1	0	1	1	1	1	1	1	0	0	1	1	1	1	1	1	1	1	26
27	1	1	0	0	1	0	1	0	0	0	1	0	1	1	1	0	0	1	1	0	0	0	0	1	0	0	0	0	0	0	11
28	0	0	0	0	1	0	1	0	1	1	1	1	0	0	1	1	0	1	1	0	0	0	1	1	0	1	1	0	0	0	14
29	1	1	1	1	1	1	1	1	1	0	0	1	0	0	1	1	1	0	1	0	1	0	1	1	0	1	1	0	1	1	21
30	0	1	0	0	1	0	0	1	0	1	1	0	0	0	0	1	0	1	0	1	0	0	0	0	1	1	0	1	0	0	11
31	1	1	1	0	0	1	0	1	0	0	0	0	0	1	1	0	1	1	1	0	0	1	0	0	0	0	0	0	0	1	12
SUM	26	29	12	11	28	18	21	24	22	11	16	8	14	21	26	16	22	12	15	9	14	5	14	18	7	16	19	14	16	17	501



Appendix 9 : Difficulty Level & Discriminating Power


No	U	L	U + L	T	DL	Conclusion	U-L	$\frac{1}{2}T$	DP	Conclusion	Keterangan
1	7	3	10	14	0,71	medium	4	7	0,57	accepted	Accepted
2	7	6	13	14	0,93	easy	1	7	0,14	accepted	Omitted
3	7	6	13	14	0,93	easy	1	7	0,14	accepted	Omitted
4	7	3	10	14	0,71	medium	4	7	0,57	accepted	Accepted
5	7	0	7	14	0,50	medium	7	7	1,00	accepted	Accepted
6	7	6	13	14	0,93	easy	1	7	0,14	accepted	Omitted
7	7	0	7	14	0,50	medium	7	7	1,00	accepted	Accepted
8	3	1	4	14	0,29	medium	2	7	0,29	accepted	Accepted
9	7	6	13	14	0,93	easy	1	7	0,14	accepted	Omitted
10	7	1	8	14	0,57	medium	6	7	0,86	accepted	Accepted
11	7	1	8	14	0,57	medium	6	7	0,86	accepted	Accepted
12	7	4	11	14	0,79	easy	3	7	0,43	accepted	Omitted
13	7	2	9	14	0,64	medium	5	7	0,71	accepted	Accepted
14	4	0	4	14	0,29	medium	4	7	0,57	accepted	Accepted
15	7	3	10	14	0,71	medium	4	7	0,57	accepted	Accepted
16	7	1	8	14	0,57	medium	6	7	0,86	accepted	Accepted
17	7	2	9	14	0,64	medium	5	7	0,71	accepted	Accepted
18	6	2	8	14	0,57	medium	4	7	0,57	accepted	Accepted
19	5	3	8	14	0,57	medium	2	7	0,29	accepted	Accepted
20	6	4	10	14	0,71	medium	2	7	0,29	accepted	Accepted
21	5	4	9	14	0,64	medium	1	7	0,14	accepted	Accepted
22	6	2	8	14	0,57	medium	4	7	0,57	accepted	Accepted
23	0	2	2	14	0,14	difficult	-2	7	-0,29	omitted	Omitted
24	7	4	11	14	0,79	easy	3	7	0,43	accepted	Omitted
25	3	1	4	14	0,29	medium	2	7	0,29	accepted	Accepted
26	7	3	10	14	0,71	medium	4	7	0,57	accepted	Accepted
27	7	3	10	14	0,71	medium	4	7	0,57	accepted	Accepted
28	7	1	8	14	0,57	medium	6	7	0,86	accepted	Accepted
29	7	4	11	14	0,79	easy	3	7	0,43	accepted	Omitted
30	7	3	10	14	0,71	medium	4	7	0,57	accepted	Accepted
31	7	2	9	14	0,64	medium	5	7	0,71	accepted	Accepted
32	7	1	8	14	0,57	medium	6	7	0,86	accepted	Accepted
33	7	2	9	14	0,64	medium	5	7	0,71	accepted	Accepted
34	7	3	10	14	0,71	medium	4	7	0,57	accepted	Accepted
35	3	4	7	14	0,50	medium	-1	7	-0,14	omitted	Omitted
36	5	0	5	14	0,36	medium	5	7	0,71	accepted	Accepted
37	6	4	10	14	0,71	medium	2	7	0,29	accepted	Accepted
38	1	3	4	14	0,29	medium	-2	7	-0,29	omitted	Omitted
39	2	3	5	14	0,36	medium	-1	7	-0,14	omitted	Omitted
40	7	3	10	14	0,71	medium	4	7	0,57	accepted	Accepted
41	6	1	7	14	0,50	medium	5	7	0,71	accepted	Accepted
42	7	0	7	14	0,50	medium	7	7	1,00	accepted	Accepted

43	0	2	2	14	0,14	medium	-2	7	-0,29	omitted	Omitted
44	6	1	7	14	0,50	medium	5	7	0,71	accepted	Accepted
45	7	3	10	14	0,71	medium	4	7	0,57	accepted	Accepted
46	2	2	4	14	0,29	medium	0	7	0,00	omitted	Omitted
47	7	4	11	14	0,79	easy	3	7	0,43	accepted	Omitted
48	3	1	4	14	0,29	medium	2	7	0,29	accepted	Accepted
49	3	1	4	14	0,29	medium	2	7	0,29	accepted	Accepted
50	7	4	11	14	0,79	easy	3	7	0,43	accepted	Omitted
51	7	2	9	14	0,64	medium	5	7	0,71	accepted	Accepted
52	7	1	8	14	0,57	medium	6	7	0,86	accepted	Accepted
53	7	4	11	14	0,79	easy	3	7	0,43	accepted	Omitted
54	7	1	8	14	0,57	medium	6	7	0,86	accepted	Accepted
55	3	2	5	14	0,36	medium	1	7	0,14	accepted	Accepted
56	1	1	2	14	0,14	difficult	0	7	0,00	omitted	Omitted
57	7	0	7	14	0,50	medium	7	7	1,00	accepted	Accepted
58	7	0	7	14	0,50	medium	7	7	1,00	accepted	Accepted
59	7	2	9	14	0,64	medium	5	7	0,71	accepted	Accepted
60	7	1	8	14	0,57	medium	6	7	0,86	accepted	Accepted

Notes:

Accepted : 43 item number

Revised : 17 item number



Appendix 10 : Analysis of The Reliability of The Tryout Test

No	Odd Number (X)	Even Number (Y)	X ²	Y ²	XY
1	22	18	484	324	396
2	12	16	144	256	192
3	11	11	121	121	121
4	23	24	529	576	552
5	18	17	324	289	306
6	16	14	256	196	224
7	15	11	225	121	165
8	24	28	576	784	672
9	14	18	196	324	252
10	16	11	256	121	176
11	26	27	676	729	702
12	17	15	289	225	255
13	15	14	225	196	210
14	15	16	225	256	240
15	12	11	144	121	132
16	22	24	484	576	528
17	22	24	484	576	528
18	16	12	256	144	192
19	10	9	100	81	90
20	12	11	144	121	132
21	6	7	36	49	42
22	18	19	324	361	342
23	16	14	256	196	224
24	14	15	196	225	210
25	14	14	196	196	196
26	26	24	676	576	624
27	11	11	121	121	121
28	14	8	196	64	112
29	21	24	441	576	504
30	11	8	121	64	88
31	12	11	144	121	132
SUM	501	486	8845	8686	8660

Appendix 11

THE PRODUCT MOMENT FORMULA

$$\begin{aligned}r_{xy} &= \frac{N \Sigma XY - \Sigma X \Sigma Y}{\sqrt{((N \Sigma X^2 - (\Sigma X)^2)(N \Sigma Y^2 - (\Sigma Y)^2))}} \\&= \frac{31 \cdot 8660 - (501)(486)}{\sqrt{(31 \times 8845 - (501)^2)(31 \times 8686 - (486)^2)}} \\&= \frac{268.460 - 243.486}{\sqrt{(274.195 - 251.001)(269.266 - 236.196)}} \\&= \frac{24.974}{\sqrt{(23.194)(33.070)}} \\&= \frac{24.974}{\sqrt{767.025.580}} \\&= \frac{24.974}{27.695,23} \\&= 0,90\end{aligned}$$

THE SPEARMAN BROWN FORMULA

$$\begin{aligned}r_{11} &= \frac{2xr^{1/2} \ 1/2}{(1+r^{1/2} \ 1/2)} \\&= \frac{2 \times 0.90}{(1+0.90)} \\&= \frac{1.80}{1.90} \\&= 0,95\end{aligned}$$

Appendix 12 - Lesson Plan Experiment Class 1

RENCANA PELAKSANAAN PEMBELAJARAN

(RPP)

Satuan Pendidikan : MTs Negeri 5 Jember
Mata Pelajaran : Bahasa Inggris
Kelas / Semester : VIIB / II
Materi Pokok : Deskripsi Benda, Binatang, Orang, Tempat
Alokasi Waktu : 2 x 35 menit (2JP)

A. Kompetensi Inti

- KI 1 : Menghargai dan menghayati ajaran agama yang dianutnya.
- KI 2 : Menghargai dan menghayati perilaku jujur, disiplin, tanggung jawab, peduli (toleransi, gotong royong), santun, percaya diri, dalam berinteraksi secara efektif dengan lingkungan sosial dan alam dalam jangkauan pergaulan dan keberadaannya.
- KI 3 : Memahami pengetahuan (faktual, konseptual, dan prosedural) berdasarkan rasa ingin tahunya tentang ilmu pengetahuan, teknologi, seni, budaya terkait fenomena dan kejadian tampak mata.
- KI 4 : Mencoba, mengolah, dan menyaji dalam ranah konkret (menggunakan, mengurai, merangkai, memodifikasi, dan membuat) dan ranah abstrak (menulis, membaca, menghitung, menggambar, dan mengarang) sesuai dengan yang dipelajari di sekolah dan sumber lain yang sama dalam sudut pandang/teori.

B. Kompetensi Dasar dan Indikator

Kompetensi Dasar	Indikator
3.10 Memahami fungsi sosial, struktur teks, dan unsur kebahasaan dari teks deskriptif dengan menyatakan dan menanyakan tentang deskripsi orang, binatang, dan benda, sangat pendek dan sederhana, sesuai dengan konteks penggunaannya.	Menyebutkan fungsi sosial dan struktur teks deskriptif.

4.12 Menangkap makna dalam teks deskriptif lisan dan tulis, sangat pendek dan sederhana.	Mengidentifikasi informasi rinci dalam teks lisan berbentuk deskriptif.

C. Tujuan Pembelajaran

1. Disajikan teks lisan berbentuk deskriptif tentang seseorang, peserta didik dapat menyebutkan secara lisan fungsi sosial dan struktur teks dari teks naratif
2. Disajikan teks lisan berbentuk deskriptif tentang seseorang, peserta didik dapat mengidentifikasi informasi rinci yang terdapat di dalam teks secara tertulis.
3. Peserta didik membacakan teks lisan tentang seseorang dengan percaya diri dan bertanggungjawab.

1. Materi Pembelajaran

- Teks deskriptif berfungsi untuk menggambarkan orang, hewan atau benda.
- Struktur teks deskriptif:

✓ <i>Identification</i>	Memperkenalkan orang, hewan atau benda yang akan digambarkan.
✓ <i>Description</i>	Gambaran tentang orang, hewan atau benda yang digambarkan dengan menyebutkan cirri-ciri khusus atau sifat tertentu.

The example of descriptive text !



My Small House

I live in a small house. It has five rooms: there are two bedrooms, a living room, a bathroom, and a kitchen. It is a small house, but I like living at home for spending my spare time. When the door is open, I can see the living room. It is so small with only three chairs and a table. I prefer reading a novel in this room. My bedroom is in the left side of the living room.

In the living room there is a night table next to the bed, a TV, a radio, and a computer. When being bored of reading, I usually play online games and chat with my friends via Facebook. Next to my bedroom is my parent's room. In the right side of the living room there is the kitchen. In the kitchen I have everything I need when I get hungry. I am very happy when my mother cooks and prepares food for eat, the smell fills my whole house.

In front of my house there is a small garden. I like to planting some flower at my garden. it is really a small house, but it is the place i ever have.

D. Kegiatan Pembelajaran

Metode pembelajaran: Context Teaching Learning

Mnemonic strategy

Tahap	Langkah Pembelajaran	Alokasi waktu
Kegiatan pendahuluan	<ol style="list-style-type: none">1. Guru mengucapkan salam kepada siswa2. Guru mengajak siswa berdoa bersama-sama sesuai dengan keyakinan masing-masing3. Guru mengecek kehadiran siswa4. Guru mengecek kesiapan siswa belajar baik secara fisik maupun psikologis	5'
Kegiatan inti	<ol style="list-style-type: none">1. Guru membagikan teks tentang deskriptif teks2. Siswa membaca teks dengan nyaring dan intonasi yang benar3. Guru menjelaskan tentang mnemonic strategy	60'

	4. Siswa memperhatikan kata yang bergaris bawah 5. Siswa mengelompokkan kata ke dalam noun, verb, adjective and preposition 6. Siswa membuat kata kunci sesuai dengan kata yang telah ditentukan 7. Siswa menghubungkan kata kunci dengan gambar / kalimat 8. Siswa mengingat kata kunci melalui gambar / kalimat	
Kegiatan Penutup	1. Guru memberikan umpan balik pada siswa 2. Guru menutup pelajaran dengan salam	5'

E. Media, Alat dan Sumber Belajar

1. Media : Papan tulis dan teks deskriptif
2. Sumber belajar : Buku *bahasa inggris kelas VII*

F. Penilaian

- a. Teknik penilaian : Tes tulis
- b. Bentuk instrument : Pilihan Ganda

Jember, 9 Mei 2019

Kepala MTs. Negeri 5 Jember

Praktikan

Ir. Hariyanto, M.Pd
NIP. 196107211990031002

Amalia Maulida Efendi
NIM 1510231036

Lesson Plan Experiment Class 2

RENCANA PELAKSANAAN PEMBELAJARAN

(RPP)

Satuan Pendidikan : MTs Negeri 5 Jember
Mata Pelajaran : Bahasa Inggris
Kelas / Semester : VIIB / II
Materi Pokok : Deskripsi Benda, Binatang, Orang, Tempat
Alokasi Waktu : 2 x 35 menit (2JP)

A. Kompetensi Inti

- KI 1 : Menghargai dan menghayati ajaran agama yang dianutnya.
- KI 2 : Menghargai dan menghayati perilaku jujur, disiplin, tanggung jawab, peduli (toleransi, gotong royong), santun, percaya diri, dalam berinteraksi secara efektif dengan lingkungan sosial dan alam dalam jangkauan pergaulan dan keberadaannya.
- KI 3 : Memahami pengetahuan (faktual, konseptual, dan prosedural) berdasarkan rasa ingin tahunya tentang ilmu pengetahuan, teknologi, seni, budaya terkait fenomena dan kejadian tampak mata.
- KI 4 : Mencoba, mengolah, dan menyaji dalam ranah konkret (menggunakan, mengurai, merangkai, memodifikasi, dan membuat) dan ranah abstrak (menulis, membaca, menghitung, menggambar, dan mengarang) sesuai dengan yang dipelajari di sekolah dan sumber lain yang sama dalam sudut pandang/teori.

B. Kompetensi Dasar dan Indikator

Kompetensi Dasar	Indikator
3.10 Memahami fungsi sosial, struktur teks, dan unsur kebahasaan dari teks deskriptif dengan menyatakan dan menanyakan tentang deskripsi orang, binatang, dan benda, sangat pendek dan sederhana, sesuai	Menyebutkan fungsi sosial dan struktur teks deskriptif.

dengan konteks penggunaannya.	
4.12 Menangkap makna dalam teks deskriptif lisan dan tulis, sangat pendek dan sederhana.	Mengidentifikasi informasi rinci dalam teks lisan berbentuk deskriptif.

C. Tujuan Pembelajaran

1. Disajikan teks lisan berbentuk deskriptif tentang seseorang, peserta didik dapat menyebutkan secara lisan fungsi sosial dan struktur teks dari teks naratif
2. Disajikan teks lisan berbentuk deskriptif tentang seseorang, peserta didik dapat mengidentifikasi informasi rinci yang terdapat di dalam teks secara tertulis.
3. Peserta didik membacakan teks lisan tentang seseorang dengan percaya diri dan bertanggungjawab.

1. Materi Pembelajaran

- Teks deskriptif berfungsi untuk menggambarkan orang, hewan atau benda.
- Struktur teks deskriptif:

✓ <i>Identification</i>	Memperkenalkan orang, hewan atau benda yang akan digambarkan.
✓ <i>Description</i>	Gambaran tentang orang, hewan atau benda yang digambarkan dengan menyebutkan cirri-ciri khusus atau sifat tertentu.

The example of descriptive text !



Batu Secret Zoo

Batu Secret Zoo is an official site of Jawa Timur Park or Jatim Park 2 that located in Batu city, East Java. Batu Secret Zoo is a modern zoo, complete with the high architectural design and numbers of animals' collection. All of them are put in cages. There are some beautiful giraffes and big lions. Tigers and lion are wild animals, they were put in the strong cages. They eat a lot of meat everyday.

There are also elephants. Elephants are tame animals that children like to give them bananas. Elephants like bananas very much. In another place there are giraffes. It has a long neck. There is also a brown bear, black and white in the zoo. Also in this zoo there are many kinds of animals such as monkeys, zebra, snakes, and crocodiles. We can visit all the animals and we will be happy there.

D. Kegiatan Pembelajaran

Metode pembelajaran: Context Teaching Learning

Mnemonic strategy

Tahap	Langkah Pembelajaran	Alokasi waktu
Kegiatan pendahuluan	<ol style="list-style-type: none">1. Guru mengucapkan salam kepada siswa2. Guru mengajak siswa berdoa bersama-sama sesuai dengan keyakinan masing-masing3. Guru mengecek kehadiran siswa4. Guru mengecek kesiapan siswa belajar baik secara fisik maupun psikologis	5'
Kegiatan inti	<ol style="list-style-type: none">1. Guru membagikan teks tentang deskriptif teks2. Siswa membaca teks dengan nyaring dan intonasi yang benar3. Guru menjelaskan tentang mnemonic strategy4. Siswa memperhatikan kata yang bergaris bawah5. Siswa mengelompokkan kata ke dalam noun,	60'

	verb, adjective and preposition 6. Siswa membuat kata kunci sesuai dengan kata yang telah ditentukan 7. Siswa menghubungkan kata kunci dengan gambar / kalimat 8. Siswa mengingat kata kunci melalui gambar / kalimat	
Kegiatan Penutup	1. Guru memberikan umpan balik pada siswa 2. Guru menutup pelajaran dengan salam	5'

E. Media, Alat dan Sumber Belajar

1. Media : Papan tulis dan teks deskriptif
2. Sumber belajar : Buku *bahasa inggris kelas VII*

F. Penilaian

1. Teknik penilaian : Tes tulis
2. Bentuk instrument : Pilihan Ganda

Jember, 9 Mei 2019

Kepala MTs. Negeri 5 Jember

Praktikan

Ir. Hariyanto, M.Pd
NIP. 196107211990031002

Amalia Maulida Efendi
NIM 1510231036

Appendix 13 - Lesson Plan Control Group 1

RENCANA PELAKSANAAN PEMBELAJARAN

(RPP)

Satuan Pendidikan	: MTs Negeri 5 Jember
Mata Pelajaran	: Bahasa Inggris
Kelas / Semester	: VIID / II
Materi Pokok	: Deskripsi Benda, Binatang, Orang, Tempat
Alokasi Waktu	: 2 x 35 menit (2JP)

G. Kompetensi Inti

- KI 1 : Menghargai dan menghayati ajaran agama yang dianutnya.
- KI 2 : Menghargai dan menghayati perilaku jujur, disiplin, tanggung jawab, peduli (toleransi, gotong royong), santun, percaya diri, dalam berinteraksi secara efektif dengan lingkungan sosial dan alam dalam jangkauan pergaulan dan keberadaannya.
- KI 3 : Memahami pengetahuan (faktual, konseptual, dan prosedural) berdasarkan rasa ingin tahunya tentang ilmu pengetahuan, teknologi, seni, budaya terkait fenomena dan kejadian tampak mata.
- KI 4 : Mencoba, mengolah, dan menyaji dalam ranah konkret (menggunakan, mengurai, merangkai, memodifikasi, dan membuat) dan ranah abstrak (menulis, membaca, menghitung, menggambar, dan mengarang) sesuai dengan yang dipelajari di sekolah dan sumber lain yang sama dalam sudut pandang/teori.

H. Kompetensi Dasar dan Indikator

Kompetensi Dasar	Indikator
3.10 Memahami fungsi sosial, struktur teks, dan unsur kebahasaan dari teks deskriptif dengan menyatakan dan menanyakan tentang deskripsi orang, binatang, dan benda, sangat pendek dan sederhana, sesuai dengan konteks penggunaannya.	Menyebutkan fungsi sosial dan struktur teks deskriptif.

4.12 Menangkap makna dalam teks deskriptif lisan dan tulis, sangat pendek dan sederhana.	Mengidentifikasi informasi rinci dalam teks lisan berbentuk deskriptif.

I. Tujuan Pembelajaran

1. Disajikan teks lisan berbentuk deskriptif tentang seseorang, peserta didik dapat menyebutkan secara lisan fungsi sosial dan struktur teks dari teks naratif
2. Disajikan teks lisan berbentuk deskriptif tentang seseorang, peserta didik dapat mengidentifikasi informasi rinci yang terdapat di dalam teks secara tertulis.
3. Peserta didik membacakan teks lisan tentang seseorang dengan percaya diri dan bertanggungjawab.

2. Materi Pembelajaran

- Teks deskriptif berfungsi untuk menggambarkan orang, hewan atau benda.
- Struktur teks deskriptif:

✓ <i>Identification</i>	Memperkenalkan orang, hewan atau benda yang akan digambarkan.
✓ <i>Description</i>	Gambaran tentang orang, hewan atau benda yang digambarkan dengan menyebutkan cirri-ciri khusus atau sifat tertentu.

The example of descriptive text !



My Small House

I live in a small house. It has five rooms: there are two bedrooms, a living room, a bathroom, and a kitchen. It is a small house, but I like living at home for spending my spare time. When the door is open, I can see the living room. It is so small with only three chairs and a table. I prefer reading a novel in this room. My bedroom is in the left side of the living room.

In the living room there is a night table next to the bed, a TV, a radio, and a computer. When being bored of reading, I usually play online games and chat with my friends via Facebook. Next to my bedroom is my parent's room. In the right side of the living room there is the kitchen. In the kitchen I have everything I need when I get hungry. I am very happy when my mother cooks and prepares food for eat, the smell fills my whole house.

In front of my house there is a small garden. I like to planting some flower at my garden. it is really a small house, but it is the place i ever have.

J. Kegiatan Pembelajaran

Metode pembelajaran: Context Teaching Learning

Grammar-Translation Method

Tahap	Langkah Pembelajaran	Alokasi waktu
Kegiatan pendahuluan	5. Guru mengucapkan salam kepada siswa 6. Guru mengajak siswa berdoa bersama-sama sesuai dengan keyakinan masing-masing 7. Guru mengecek kehadiran siswa 8. Guru mengecek kesiapan siswa belajar baik secara fisik maupun psikologis	5'
Kegiatan inti	2. Guru menjelaskan tentang deskriptif teks 3. Guru membagikan teks tentang deskriptif teks 4. Siswa menyimak teks yang dibacakan oleh guru 5. Siswa membaca teks dengan nyaring dan	60'

	intonasi yang benar 6. Siswa memperhatikan kata yang bergaris bawah 7. Siswa mengelompokkan kata ke dalam kelompok yang telah di tentukan (noun, verb, adjective, preposition)	
Kegiatan Penutup	3. Guru memberikan umpan balik pada siswa 4. Guru menutup pelajaran dengan salam	5'

K. Media, Alat dan Sumber Belajar

3. Media : Papan tulis dan teks deskriptif
4. Sumber belajar : Buku *bahasa inggris kelas VII*

L. Penilaian

- c. Teknik penilaian : Tes tulis
d. Bentuk instrument : Pilihan Ganda

Jember, 9 Mei 2019

Kepala MTs. Negeri 5 Jember

Praktikan

Ir. Hariyanto, M.Pd
NIP. 196107211990031002

Amalia Maulida Efendi
NIM 1510231036

Lesson Plan Control Group 2

RENCANA PELAKSANAAN PEMBELAJARAN

(RPP)

Satuan Pendidikan	: MTs Negeri 5 Jember
Mata Pelajaran	: Bahasa Inggris
Kelas / Semester	: VIID / II
Materi Pokok	: Deskripsi Benda, Binatang, Orang, Tempat
Alokasi Waktu	: 2 x 35 menit (2JP)

G. Kompetensi Inti

- KI 1 : Menghargai dan menghayati ajaran agama yang dianutnya.
- KI 2 : Menghargai dan menghayati perilaku jujur, disiplin, tanggung jawab, peduli (toleransi, gotong royong), santun, percaya diri, dalam berinteraksi secara efektif dengan lingkungan sosial dan alam dalam jangkauan pergaulan dan keberadaannya.
- KI 3 : Memahami pengetahuan (faktual, konseptual, dan prosedural) berdasarkan rasa ingin tahunya tentang ilmu pengetahuan, teknologi, seni, budaya terkait fenomena dan kejadian tampak mata.
- KI 4 : Mencoba, mengolah, dan menyaji dalam ranah konkret (menggunakan, mengurai, merangkai, memodifikasi, dan membuat) dan ranah abstrak (menulis, membaca, menghitung, menggambar, dan mengarang) sesuai dengan yang dipelajari di sekolah dan sumber lain yang sama dalam sudut pandang/teori.

H. Kompetensi Dasar dan Indikator

Kompetensi Dasar	Indikator
3.10 Memahami fungsi sosial, struktur teks, dan unsur kebahasaan dari teks deskriptif dengan menyatakan dan menanyakan tentang deskripsi orang, binatang, dan benda, sangat pendek dan sederhana, sesuai dengan konteks penggunaannya.	Menyebutkan fungsi sosial dan struktur teks deskriptif.

4.12 Menangkap makna dalam teks deskriptif lisan dan tulis, sangat pendek dan sederhana.	Mengidentifikasi informasi rinci dalam teks lisan berbentuk deskriptif.

I. Tujuan Pembelajaran

1. Disajikan teks lisan berbentuk deskriptif tentang seseorang, peserta didik dapat menyebutkan secara lisan fungsi sosial dan struktur teks dari teks naratif
2. Disajikan teks lisan berbentuk deskriptif tentang seseorang, peserta didik dapat mengidentifikasi informasi rinci yang terdapat di dalam teks secara tertulis.
3. Peserta didik membacakan teks lisan tentang seseorang dengan percaya diri dan bertanggungjawab.

1. Materi Pembelajaran

- Teks deskriptif berfungsi untuk menggambarkan orang, hewan atau benda.
- Struktur teks deskriptif:

✓ <i>Identification</i>	Memperkenalkan orang, hewan atau benda yang akan digambarkan.
✓ <i>Description</i>	Gambaran tentang orang, hewan atau benda yang digambarkan dengan menyebutkan cirri-ciri khusus atau sifat tertentu.

The example of descriptive text !



Batu Secret Zoo

Batu Secret Zoo is an official site of Jawa Timur Park or Jatim Park 2 that located in Batu city, East Java. Batu Secret Zoo is a modern zoo, complete with the high architectural design and numbers of animals' collection. All of them are put in cages. There are some beautiful giraffes and big lions. Tigers and lion are wild animals, they were put in the strong cages. They eat a lot of meat everyday.

There are also elephants. Elephants are tame animals that children like to give them bananas. Elephants like bananas very much. In another place there are giraffes. They have a long neck. There is also a brown bear, black and white in the zoo. Also in this zoo there are many kinds of animals such as monkeys, zebra, snakes, and crocodiles. We can visit all the animals and we will be happy there.

J. Kegiatan Pembelajaran

Metode pembelajaran: Context Teaching Learning

Grammar-Translation Method

Tahap	Langkah Pembelajaran	Alokasi waktu
Kegiatan pendahuluan	<ol style="list-style-type: none">1. Guru mengucapkan salam kepada siswa2. Guru mengajak siswa berdoa bersama-sama sesuai dengan keyakinan masing-masing3. Guru mengecek kehadiran siswa4. Guru mengecek kesiapan siswa belajar baik secara fisik maupun psikologis	5'
Kegiatan inti	<ol style="list-style-type: none">1. Guru menjelaskan tentang deskriptif teks2. Guru membagikan teks tentang deskriptif teks3. Siswa menyimak teks yang dibacakan oleh guru4. Siswa membaca teks dengan nyaring dan intonasi yang benar5. Siswa memperhatikan kata yang bergaris bawah6. Siswa mengelompokkan kata ke dalam	60'

	kelompok yang telah di tentukan (noun, verb, adjective, preposition)	
Kegiatan Penutup	1. Guru memberikan umpan balik pada siswa 2. Guru menutup pelajaran dengan salam	5'

K. Media, Alat dan Sumber Belajar

1. Media : Papan tulis dan teks deskriptif
2. Sumber belajar : Buku *bahasa inggris kelas VII*

L. Penilaian

1. Teknik penilaian : Tes tulis
2. Bentuk instrument : Pilihan Ganda


Jember, 9 Mei 2019

Kepala MTs. Negeri 5 Jember

Praktikan

Ir. Hariyanto, M.Pd
NIP. 196107211990031002

Amalia Maulida Efendi
NIM 1510231036



Appendix 14

Attendance List of Experiment Group

No	Name	19/06/19	20/06/19
1	Ahmad Saiful Anam	✓	✓
2	Ahmad Firdi	✓	✓
3	Alifia Puti Sakinah	✓	✓
4	Andi Hendratno	✓	✓
5	Dela Safira	✓	✓
6	Ika Bela	✓	✓
7	M. Firdaus	✓	✓
8	Mareta	✓	✓
9	Mas Muhammad Yusuf	✓	✓
10	Maulina Ayu Wulandari	✓	✓
11	Mellia Suci Nur Aulia	✓	✓
12	Mildatus Maftuhah	✓	✓
13	Moch. Faleh Ferdiansyah	✓	✓
14	Muhammad Dani	✓	✓
15	Nur Latiful Adam	✓	✓
16	Radita Risma Aulia	✓	✓
17	Rafael Yanuar Ferdiansyah	✓	✓
18	Sekar Ayu	✓	✓
19	Selfira	✓	✓
20	Silman Tohir	✓	✓
21	Yani Ulfatul Hasanah	✓	✓
22	Yogita	✓	✓
23	David	✓	✓
24	Silfa Kamila	✓	✓

Appendix 15

Attendance List of Control Group

No	Name	17/06/19	18/06/19
1	Abdul Mutholib	✓	✓
2	Ahmad Noval Abdullah	✓	✓
3	Bustanol Ulum	✓	✓
4	Dea Nur Aini	✓	✓
5	Dinda Ayu Safitri	✓	✓
6	Fajar Erlangga	✓	✓
7	Gufron	✓	✓
8	Holim	✓	✓
9	Ivadatul	✓	✓
10	M. Fadlan Waridana	✓	✓
11	Miftahul Kholifi	✓	✓
12	Moch Saifullah Ridho Idris	✓	✓
13	Nafsiatur Sakinah	✓	✓
14	Noviani Adelia	✓	✓
15	Nurul Hikmah K.R	✓	✓
16	Qoriatus Hasanah	✓	✓
17	Rizal	✓	✓
18	Siti Latifah	✓	✓
19	Siti Nur Azizah	✓	✓
20	Sitti Ika Nuraini	✓	✓
21	Sulis Tia Wulanningsih	✓	✓
22	Yasid	✓	✓
23	Halim	✓	✓
24	Sifadatul Wasiroh	✓	✓

Appendix 16

PRE-TEST

Subject	: English
Language component	: Vocabulary
Grade	: VII
Time	: 30 minutes

Answer the question by giving a cross (X) on either A, B, C, D as the correct answer !

61. My sister is absent today. She is ____
C. Sick
D. Angry
C. Happy
D. Sad
62. If you want to _____ water, you should put the pan on the fire.
C. Fry
D. Boil
C. Make
D. Eat
63. My mother _____ lunch for my brother.
C. Put
D. Kick
C. Wear
D. Prepare
64. Joy is taylor. She makes and sews ____
C. Books
D. Tables
C. Clothes
D. Pillows
65. My father always read _____ every morning.
C. Radio
D. Televison
C. Megazine
D. Newspaper
66. Before entering someone's house, we should _____ the door.
C. Kick
D. Knock
C. Hit
D. Scream
67. My father go to the _____ because his teeth were in pain.
C. Shop
D. School
C. Dentist
D. Market
68. He always help others. He has a ____ character.
C. Bad
D. Lazy
C. Good
D. Old
69. I hang a beautiful picture _____ the wall.
C. At
D. On
C. In
D. From
70. When you add sugar to your coffe, you should _____ it with a spoon.
C. Cook
D. Stir
C. Wear
D. Bake
71. I can not buy this book, it is very ____
C. Cheap
D. Expensive
C. Easy
D. Good

72. A handsome boy stands _____ me.
C. On
D. Between
C. Behind
D. At
73. Ali puts his book _____ the table.
C. Beside
D. In
C. On
D. Below
74. Maryam sits _____ Lia and Jhonny.
C. Between
D. Behind
C. On
D. Before
75. The examination was _____ for Hani. She gets an A score.
C. Difficult
D. Easy
C. Hot
D. Good
76. French fries and fried chicken are my favorite foods. These are very _____.
C. Delicious
D. Sour
C. Bitter
D. Sweet
77. I had five thousand rupiah _____ my pocket.
C. At
D. On
C. In
D. Beside
78. I _____ to canteen to buy some food.
C. Look
D. Put
C. Go
D. Study
79. Ani : Amir, your new shoes are really fit with your _____. You look so handsome
Amir : Thank you Ani.
C. Body
D. Head
C. Feet
D. Hand
80. We call the _____ to get the patient to go to hospital.
C. Police office
D. Clinic
C. Post office
D. Ambulance

_____ **GOOD LUCK** _____

Appendix 17

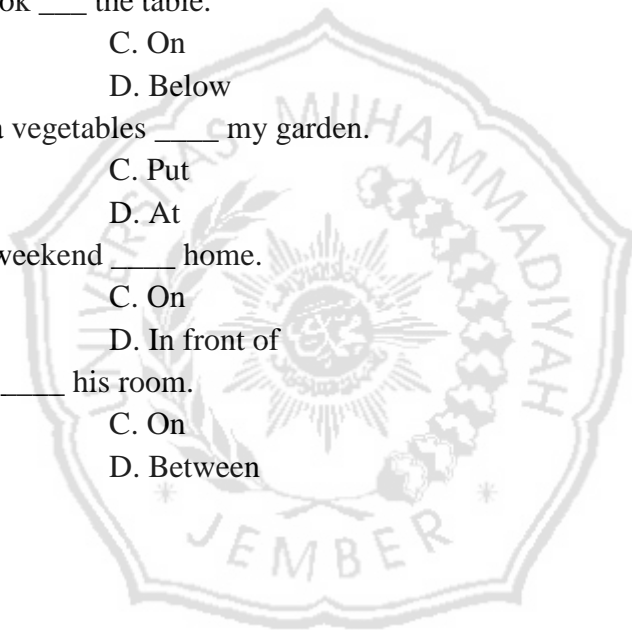
POST-TEST

Subject	: English
Language component	: Vocabulary
Grade	: VII
Time	: 30 minutes

Answer the question by giving a cross (X) on either A, B, C, D as the correct answer !

1. Lisa does not like a medicine. It is very ____
C. Sweet C. Bitter
D. Salty D. Sour
2. Candy is ____ but honey sweeter than candy.
C. Sour C. Bitter
D. Sweet D. Salty
3. Lombok is ____ island.
C. Old C. Beautiful
D. Young D. Handsome
4. She really like to study. She is a ____ girl.
C. Lazy C. Bad
D. Young D. Dilligent
5. My teacher was ____ because my friend broke the library's book.
C. Angry C. Sad
D. Happy D. Good
6. Youra always ____ her mother in the kitchen.
C. Put C. Talking
D. Helps D. Washing
7. Kitchen sink is used to ____ the plate.
C. Plants C. Draw
D. Cut D. Wash
8. The birds ____ on the sky by using their wings
C. Fly C. Walk
D. Run D. Sleep
9. Boy and Anna always ____ novel in library.
C. Sleep C. Reading
D. See D. Listen
10. They are ____ rice everyday.
C. Eating C. Buy
D. Put D. Make
11. Mark and his sister always ____ every night. So they are become a clever students.
C. Study C. Bring
D. Sleep D. Play
12. I need ____ to buy food and drink.

- C. Money C. Wallet
D. Book D. Paper
13. We need _____ to bring our school book.
C. Uniform C. Bag
D. Wallet D. Pencil case
14. Brenda eats _____ in the morning.
C. Lunch C. Dinner
D. Breakfast D. Drink
15. My father always tells me to wash my _____ before eating
C. Hands C. Face
D. Foot D. Teeth
16. My mother always reminds me to brush my _____ before sleeping.
C. Foot C. Dress
D. Hands D. Teeth
17. Ali puts his book _____ the table.
E. At C. On
F. In D. Below
18. I am planting a vegetables _____ my garden.
C. In C. Put
D. On D. At
19. We spent our weekend _____ home.
C. At C. On
D. In D. In front of
20. Andi studying _____ his room.
A. In C. On
B. At D. Between



_____ **GOOD LUCK** _____

Appendix 18

Result of Pre-test and Post-test Experiment Group

No	Name	Pretest	Posttest
1	Ahmad Saiful Anam	40	70
2	Ahmad Firdi	50	75
3	Alifia Puti Sakinah	45	80
4	Andi Hendratno	55	75
5	Dela Safira	60	90
6	Ika Bela	50	80
7	M. Firdaus	65	85
8	Mareta	50	90
9	Mas Muhammad Yusuf	35	65
10	Maulina Ayu Wulandari	65	90
11	Mellia Suci Nur Aulia	60	85
12	Mildatus Maftuhah	50	75
13	Moch. Faleh Ferdiansyah	35	70
14	Muhammad Dani	65	90
15	Nur Latiful Adam	50	70
16	Radita Risma Aulia	55	80
17	Rafael Yanuar Ferdiansyah	40	75
18	Sekar Ayu	45	80
19	Selfira	60	90
20	Silman Tohir	65	85
21	Yani Ulfatul Hasanah	50	80
22	Yogita	40	75
23	David	45	65
24	Silfa Kamila	50	85

Appendix 19

The Result of Pre-test and Post-test of Control Group

No	Name	Pretest	Posttest
1	Abdul Mutholib	50	70
2	Ahmad Noval Abdullah	45	75
3	Bustanol Ulum	60	80
4	Dea Nur Aini	40	70
5	Dinda Ayu Safitri	55	80
6	Fajar Erlangga	60	75
7	Gufron	55	80
8	Holim	50	70
9	Ivadatul	20	60
10	M. Fadlan Waridana	60	75
11	Miftahul Kholifi	45	70
12	Moch Saifullah Ridho Idris	50	80
13	Nafsiatur Sakinah	65	85
14	Noviani Adelia	50	75
15	Nurul Hikmah K.R	40	70
16	Qoriatu Hasanah	55	80
17	Rizal	35	60
18	Siti Latifah	40	70
19	Siti Nur Azizah	60	85
20	Sitti Ika Nuraini	50	70
21	Sulis Tia Wulanningsih	55	75
22	Yasid	40	65
23	Halim	45	70
24	Sifadatul Wasiroh	35	80

Appendix 20

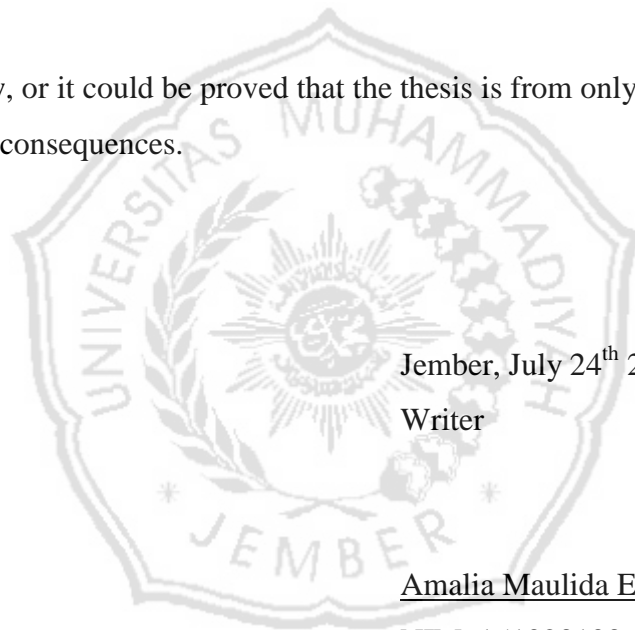
STATEMENT OF ORIGINALITY

The undersigned:

Name : Amalia Maulida Efendi
Students Number : 1510231036
Program : English Education
Faculty : Teacher Training and Education

I state that this thesis is my own creation. It does not copy from other resources that I claim as my own creation.

If it proved tomorrow, or it could be proved that the thesis is from only copy and paste, I will be ready to all of the consequences.



Jember, July 24th 2019

Writer

Amalia Maulida Efendi

NIM. 1510231036

Appendix 21

CURRICULUM VITAE

Amalia Maulida Efendi is the first daughter of Wasis Fen Efendi and S.Anik Andriyani. She was born on August 6th 1995 in Jember. She has a brother

She began his study at TK Al Hidayah in 1999. Then, she continued to study at elementary school Al Hidayah in 2001. After that, she decided to study at Baitul Arqom boarding school for her junior high school in 2007. For her senior high school, she still continued in Baitul Arqom boarding school. After graduating from senior high school, she decided to continue to university and she took English Education Program because she decided to be a teacher in the future.

