


APPENDIX 1

MATRIX

1	2	3	4	5	6	7
Tittle	Problem	Variable	Indikator	Data Resources	Research Methode	Hypothesis
The use of Spelling Bee game to improve students' mastery on English tenses and students' active participations of Tokdamiyah School Thailand	1. How can the implementation of spelling bee game improve the students' mastery on English tenses at Tokdamiyah School Thailand in	Independent - Spelling Bee game Dependent - English Tenses	<ul style="list-style-type: none"> Spelling Bee technique : <ol style="list-style-type: none"> Activating Interacting English tenses <ul style="list-style-type: none"> Simple past tense Past continuous tense 	1. Respondent Mathayom 4 students of Tokdamiyah School Thailand 2. Informant The English teacher of Mathayom 4 students at Tokdamiyah School Thailand 3. Documents <ul style="list-style-type: none"> The name of respondents 	1. Research Design. <ul style="list-style-type: none"> Classroom Action Research (CAR) The stages of each cycle are : <ul style="list-style-type: none"> planning acting observing reflecting 2. researcher subject <ul style="list-style-type: none"> Mathayom 4 students 	Spelling bee can improve students' mastery and active on English tenses

	<p>2017/2018 academic year ?</p> <p>2.How can the use spelling bee game improve the students' active participation at Tokdamiyah School Thailand in 2017/2018 academic year ?</p>				<p>3. setting of the research</p> <ul style="list-style-type: none"> • Tokdamiyah School thailand 	
--	---	--	--	--	--	--





Lesson Plan for Cycle 1

School	: Tokdamiyah School
Subject	: English
Class/ Semester	: Mathayom 4
Time	: 2 x 50 minutes (second meeting)
Material	: Past Continuous Tense

A. Standard of Competence

6. Express the meaning in the short transactional text and short functional text in the descriptive and recount to interact with surrounding environment.

B. Basic Competence

- 6.2 Express the meaning and step of rhetoric in the short essay with kinds of language accurately and fluently to interact with surrounding environment in the descriptive and recount text.

C. Indicator

In the end of lesson students are able to:

1. Understanding the type and pattern of simple past tense
2. Make sentences of simple past tense.

D. Material

Definition of Past continuous tense

Past continuous tense is used to describe actions in the past that continued for some time and did not have a stated or known beginning or end

- **Pattern of Past continuous tense**

1. Sentences with pattern was\were

- a. Positive sentences:

(+) S + was\were +adj\adv\n

- b. Negative sentence:

(-) S + was\were not + adj\adv\n

c. Interrogative sentences:

(?) was\were + S + adj\adv+n?

d. Negative – interrogative sentence :

(-) Was not \were not + s+adj\adv\n?

2. Sentences with pattern V2

a. Positive sentences :

(+) S + V2

Example : I worked

b. Negative sentences:

(-) S + did not + work

Example : you did not work

c. Interrogative sentences

(?) did + S + V1?

Example : Did you work?

d. Negative – interrogative sentence

(-) Did not + S + V1

Example : Did not you work?

E. Teaching Method

Three phase technique

F. Learning Activity

Description of Activity	Time	Instruction
Pre-Activity		
Apperception Question-Answer about past continous tense	05 minutes	<ul style="list-style-type: none">Who can you tell me the patter of it un the positive, negative or

		<p>interrogative form ?</p> <ul style="list-style-type: none"> Who can give me an examples of past continuous tense ?
<p>Motivation</p> <p>Explain how important this material</p>		
Main Activity		
<p>1. Exploration</p> <p>Teacher explain past continuous tense ,the pattern and the usage to the students with give the examples.</p>	70 minutes	I will give you an example of ...
Teacher divide students into two groups then play Spelling Bee game		I will divide you into two groups then.... (teacher explain how to play game)
In the teaching learning process teacher involve the students actively		Who can spell the verb ?
<p>2. Elaboration</p> <p>Teacher give an exercise to the students</p>		<ul style="list-style-type: none"> Okey class now i will give you exercise... Do the exercise by yourself!
Give chance to the students to think, analyze and solve the problem without any doubt		Who want come forward to write the answer?
<p>3. Confirmation</p> <p>Give positive feed-back and affirmation in the written,spoken,sign or</p>		Good your answer is correct. (if the answer is correct)

prize to the students		
Teacher give chance to the students to ask anything about past continous tense		<ul style="list-style-type: none"> • Is there any question ? • Which one do you have not unerstand?
Post Activity		
Teacher and students make a conclusion about material.	5 minutes	The result of this material is.....
Tell to the students about the material what will they do for next meeting.		Okey students next meeting we will do atest. Study hard and good luck for your activity

G. Source or Media

1. Book
2. Worksheet
3. Witheboard

H. Assessment

IndicatorofAchievementCompetence	Technique ofAssessment	Kind of Instrument	Instrument/ Question
<ul style="list-style-type: none"> • Make past continous • Change the sentences to the possitive, negative or interrogative form. 	Written test	Multiple choice and essay	<ul style="list-style-type: none"> • Choose the right answer bycrossing (x) a,b.c or d! • Make a sentence of past continous tense • Changes the sentences below into another form (positive,

			negative, or interrogative form)
<ul style="list-style-type: none"> Identification of verb. 			<ul style="list-style-type: none"> Identify the sentences below which one is the verb.

I. Scoring Guidance

For multiple choice and essay, s each number, right answer score 1

Total maximum score x 5 = 100

Maximum score = 100

J. Aspect Aspect to be assessed = accuracy

The English Teacher

Haleemah Peng-o

Headmaster

Narathiwat, August 30rd
2018

The Reseachers

Trio RhomaBudianto

Habibah Hayima'diyoh

APPENDIX 2

NAME :

CLASS :

SCHOOL :

**Choose the correct answer of
simple past tense and past
continuous tense**

1. Maria ... to market 2 days ago.

- a. go
- b. goes
- c. went
- d. gone

2. She bought a t-shirt ...

- a. yesterday
- b. tomorrow
- c. tonight
- d. today

3. It ... a small size.

- a. does
- b. do
- c. are
- d. was

4. They ... in the football field.

- a. is
- b. was
- c. were
- d. does

5. We ... a quiz last week.

- a. have
- b. had
- c. has
- d. are

6. She sad last night

- a. were
- b. was
- c. is
- d. do

7. I ... his car last night.

- a. drive
- b. am
- c. drove
- d. driving

8. The Mechanic ... the broken
machine yesterday.

- a. does
- b. fix
- c. fixed
- d. have

9. They ... a photograph 2 days ago.

- a. taking
- b. takes
- c. took
- d. has

10. He ... not come to my party yesterday.

- a. has
- b. does
- c. having
- d. did

11. My mother ... me a bicycle yesterday

- a. buys
- b. bought
- c. bought
- d. will buy

12. Didit ... his report a week ago

- a. didn't finished
- b. did not finishing
- c. did not finish
- d. does not finish

13. She ... a lazy student last semester

- a. wasn't
- b. weren't
- c. isn't
- d. am not

14. You ... me a message last night

- a. sent
- b. send
- c. sended
- d. will send

15. They ... architects last year

- a. were
- b. was
- c. are
- d. is

16. The Doctor gave the prescription (change into interrogative form)

- a. Did the doctor not given the prescription?
- b. Didn't the doctor give the prescription?
- c. Did the doctor gave the prescription?
- d. Didn't the doctor gave the prescription?

17. Is the teacher in the class? (change into negative interrogative)

- a. Isn't the teacher in the class?
- b. Wasn't the teacher in the class?
- c. Weren't the teacher in the class?
- d. Am not the teacher in the class?

18. They were studying Math (change into simple past tense)

- a. They were studied Math
- b. They were study Math
- c. They studied Math
- d. They did study math

19. English will be the most popular subject (change it into simple past tense)

a. English was the most popular subject

b. English were the most popular subject

c. English is the most popular subject

d. English are the most popular subject

20. They did a great job (change it into interrogative form)

a. Did they did a great job?

b. Did not they do a great job?

c. Did they do a great job?

d. Did they did not a great job?

21. I.....to the school alone yesterday

a. go

b. went

c. going

d. was going

22. We.....in this restaurant 2 days ago

a. ate

b. eaten

c. eating

d. eat

23. I.....in this sofa with him yesterday

a. sleeping

b. sleep

c. slept

d. sleped

24. We..... each other 2 years ago

a. love

b. be loving

c. are love

d. loved

25. I.....this scissors to cut the grass yesterday

a. used

b. using

c. uses

d. be used

26.he read novel last night?

a. Do

b. Did

c. Done

d. Are

27. We..... to Aceh two weeks ago

a. gone

b. come

c. went

d. go

28.They.....to this musc two hours ago

- a.listened
- b.listen
- c.listening
- d.be listen

29.Anita.....me in this market yesterday

- a.meeting
- b.meets
- c.met
- d.meet

30.Dona..... this delicious food for us, an hour ago

- a.cooking
- b.cooked
- c.cooks
- d.cook

31.Bagas was around the block while Nata was at their backyard yesterday.

- a. run, skipping
- b. running, skipped
- c. running, skipping
- d. run, skip

32. Baim and Riska were video games when their mother back.

- a. playing, came
- b. plays, comes
- c. played, coming
- d. playing, coming

33. She was the movie while her mother was for dinner yesterday.

- a. watched, cooked
- b. watching, cook
- c. watch, cooking
- d. watching, cooking

34. I was when my mother me yesterday.

- a. teaching, called
- b. teach, call
- c. taught, calling
- d. teaching, calling

35. He was not the television when you to his house to borrow his car yesterday.

- a. repaired, came
- b. repair, come
- c. repairing, come
- d. repairing, came

36. Eko and Yoga Soccer on the field when they the money.

- a. is playing, finding
- b. were playing, found
- c. was playing, found
- d. played, find

37. He was standing at the bus-stop when he the accident.

- a. witnessed
- b. witnesses
- c. withness
- d. withnessed

38. The telephone was ringing while he . . . an email.
- a. type
 - b. is typing
 - c. was typing
 - d. has typing
39. She was when I to her house last night.
- a. crying, came
 - b. cried, coming
 - c. cries, coming
 - d. crying, come
40. My sister TV in the living room when I arrived home last night.
- a. watch
 - b. watched
 - c. is watching
 - d. was watching
41. Erza and Yuki Soccer on the field when they the money.
- a. is playing, finding
 - b. were playing, found
 - c. was playing, found
 - d. played, find
42. He was playing at the field when he the accident.
- a. witnessed
 - b. witnesses
 - c. withness
 - d. withnessed
43. The mobile phone was ringing while he . . . a book.
- a. readed
 - b. is reading
 - c. was reading
 - d. has reading
44. She was when I to her house last night.
- a. dancing, came
 - b. dance, coming
 - c. dance, coming
 - d. dancing, come
45. My brother TV in the living room when I arrived home last night.
- a. watch
 - b. watched
 - c. is watching
 - d. was watching
46. The class has already started since two hours ago. The student (read/was reading) while the professor in the class.
- a. were speaking
 - b. speaks
 - c. spoken
 - d. was speaking
47. There are many activities happen in Gilbert's house. Jeremy was doing his homework, and Jenna . . . television while their brother called.
- a. is watching
 - b. watched

- c. has watched
d. was watching
48. My son was reading a good novel and he ... his big meals at midnight last night. I just very proud of him with everything he has done for me
a. eats
b. has eaten
c. ate
d. eating
49. Bagus was around the block while Nata was at their backyard yesterday.
a. run, skipping
b. running, skipped
c. running, skipping
d. run, skip
50. Bani and Risti were video games when their mother back.
a. playing, came
b. plays, comes
c. played, coming
d. playing, coming
b
61. Joni ... to the market 3 days ago.
a. go
b. went
c. goes
d. gone
62. He played football ...
a. tonight
b. tomorrow
c. yesterday
d. today
63. It ... abig size.
a. does
b. do
c. are
d. was
64. We ... in the Jakarta last week.
a. is
b. was
c. were
d. does
65. You ... homework last night.
a. have
b. did
c. do
d. are
66. rina Happy last night
a. were
b. was
c. is
d. do
67. I ... her car last summer.
a. drive
b. am
c. drove
d. driving

68. Mario ... broken machine yesterday.


- a. does
- b. fix
- c. fixed
- d. have

69. They ... a photograph in the southern Thailand 2 days ago.

- a. taking
- b. takes
- c. took
- d. has

70. Rhoma ... not come to my village yesterday because he was busy.

- a. has
- b. does
- c. having
- d. did



-good luck-

Appendix 3

Keys answer

1. C	21. B	41.B	61. B
2. A	22. A	42. A	62. C
3. D	23. C	43. C	63. D
4. C	24. D	44. A	64. C
5. B	25. A	45. D	65. B
6. B	26. B	46. D	66.B
7. C	27. C	47. D	67. C
8. C	28. A	48. C	68.C
9. D	29. C	49. C	69.C
10. D	30. B	50. A	70.D
11. C	31.A	51. D	
12. C	32. A	52. A	
13. A	33. D	53. D	
14. A	34. A	54. C	
15. A	35. D	55.D	
16. C	36. B	56.B	
17. A	37. A	57. C	
18. C	38. C	58. A	
19. A	39. A	59.A	
20. C	40.D	60. C	

Lesson Plan for Cycle 1

School	: Tokdamiyah School
Subject	: English
Class/ Semester	: Mathayom 4
Time	: 2 x 50 minutes
Material	: Simple Past Tense

A. Standard of Competence

6. Express the meaning in the short transactional text and short functional text in the descriptive and recount to interact with surrounding environment.

B. Basic Competence

- 6.2 Express the meaning and step of rhetoric in the short essay with kinds of language accurately and fluently to interact with surrounding environment in the descriptive and recount text.

C. Indicator

In the end of lesson students are able to:

1. Understanding the type and pattern of simple past tense.
2. Make sentences of simple past tense.

D. Material

1. Definition of simple past tense

Simple past tense is the tense that used to show the act or something that happened in the past.

2. Pattern of simple past tense

a. Nominal sentence

(+) S + to be (was/ were) +.....

Example: I was students in Tokdamiyah School

(-) S + to be (was/ were) + not +

Example: I wasn't student in Tokdamiyah School

(?) to be (was/ were) + S +.....?

Example: Was I students in Tokdamiyah School

b. Verbal sentence

(+) S + V2 +.....

Example: I studied in Tokdamiyah School

(-) S + didn't + V1 +

Example: I didn't study in Tokdamiyah School

(?) Did + S + V1.....?

Example: Did I study in Tokdamiyah School?

E. Teaching Method

Three phase technique

F. Learning Activity

Description of Activity	Time	Instruction
Pre-Activity		
Apperception Question-Answer about simple past tense	5 minutes	<ul style="list-style-type: none">Who can you tell me the pattern of it un the positive, negative or interrogative form?Who can give me an examples of simple past tense ?
Motivation Explain how important this material		
Main Activity		
1. Exploration Teacher explain simple past tense ,the pattern and the usage to the students with give the examples.	70 minutes	I will give you an example of ...
Teacher devide students into two groups then play Spelling Bee game		I will devide you into two groups then.... (teacher explain how to play game)

In the teaching learning process teacher involve the students actively		Who can spell the verb ?
2. Elaboration Teacher give an exercise to the students		<ul style="list-style-type: none"> • Okey class now i will give you exercise... • Do the exercise by yourself!
Give chance to the students to think, analyze and solve the problem without any doubt		Who want come forward to write the answer?
3. Confirmation Give positive feed-back and affirmation in the written,spoken,sign or prize to the students		Good your answer is correct. (if the answer is correct)
Teacher give chance to the students to ask anything about simple past tense		<ul style="list-style-type: none"> • Is there any question ? • Which one do you have not unerstand ?
Post Activity		
Teacher and students make a conclusion about material.	5 minutes	The result of this material is.....
Tell to the students about the material what will learn tomorrow.		Okey students tomorrow we will learn about past continous tense. Study hard and good luck for your activity

G. Sources or Media

1. Book
2. Worksheet
3. Witheboard

H. Assessment

Indicator of Achievement Competence	Technique of Assessment	Kind of Instrument	Instrument/ Question
<ul style="list-style-type: none">Make simple past tense Change the sentences to the positive, negative or interrogative form.	Written test	Multiple choice and essay	<ul style="list-style-type: none">Choose the right answer by crossing (x) a, b, c or d!Make a sentence of simple past tenseChanges the sentences below into another form (positive, negative, or interrogative form)
<ul style="list-style-type: none">Identification of verb.			<ul style="list-style-type: none">Identify the sentences below which one is the verb.

I. Scoring Guidance

1. For multiple choice and essay, each number, right answer score 1
2. Total maximum score $\times 5 = 100$
3. Maximum score = 100

J. Aspect Aspect to be assessed = accuracy

Narathiwat, August 23rd 2018

The English Teacher

The Researchers

Haleemah Peng-o

Trio Rhoma Budianto

Headmaster

Habibah Hayima'diyoh

Appendix 4

School : SMPN 1 KALISAT
 Subject : English
 Class/Semester : VIII/2

Question Theme : Multiple Choice
 Total Question : 60
 Allocation Time : 90 minutes

Based Competence	Indicator	Genre	Number Question
3.10 Menerapkan fungsi sosial, struktur teks, dan unsur kebahasaan teks interaksi transaksional lisan dan tulis yang melibatkan tindakan memberi dan meminta informasi terkait keadaan/tindakan/kegiatan/ kejadian yang dilakukan/terjadi, rutin maupun tidak rutin, atau menjadi kebenaran umum di waktu lampau, sesuai dengan konteks penggunaannya	1. The students are able to identify the form of simple past tense	Form of simple past tense	1-15, 21-29
	2. The students are able to identify the form of past continuous tense	Form of past continuous tense	30-60
4.10 Menyusun teks interaksi transaksional lisan dan tulis sangat pendek dan sederhana yang melibatkan tindakan memberi dan meminta informasi terkait keadaan/tindakan/kegiatan/kejadian yang dilakukan/terjadi, rutin maupun tidak rutin, atau menjadi kebenaran umum di waktu lampau, dengan memperhatikan fungsi sosial, struktur teks, dan unsur kebahasaan yang benar dan sesuai konteks	3. The students are able to difference between interrogative and simple past sentences	Simple past and interrogative sentence	16-20

Appendix 5

Students' score in try out

[illegible]

Appendix 6

Lower and upper student's score in try out

[illegible]

Appendix 7

Odd number

No	Students' Name	Odd Number of Items																																		Total			
		1	3	5	7	9	11	13	15	17	19	21	23	25	27	29	31	33	35	37	39	41	43	45	47	49	51	53	55	57	59	61	63	65	67		69		
1	Mutmainnah	1	1	1	1	0	1	1	1	1	0	0	1	1	1	1	1	1	1	1	1	1	1	1	1	1	1	0	1	1	1	1	1	1	0	1	1	30	
2	Eva Krisdayanti	1	1	0	0	1	0	1	1	0	1	1	1	0	1	0	1	1	0	1	1	1	0	1	1	1	1	1	0	1	1	1	1	1	1	1	1	26	
3	Eka Ayu Anggraeni	1	1	1	1	1	1	0	1	1	1	1	1	1	0	1	0	0	1	0	1	1	1	0	0	1	1	1	1	0	0	1	1	1	1	0	0	24	
4	Eva Aprilia Yolanda	1	1	0	1	1	1	1	0	1	1	1	0	0	1	1	1	1	1	1	1	1	0	0	1	0	0	1	1	1	1	1	1	0	0	1	1	25	
5	Mohammad Aries Mustofa	1	0	1	1	1	1	0	1	1	0	0	0	1	1	1	1	1	0	0	1	1	0	1	1	1	1	1	1	1	1	1	1	1	1	1	1	27	
6	Nurul Rahman	1	1	1	1	1	0	1	1	1	1	1	1	0	1	1	0	1	0	0	0	1	0	0	1	0	1	1	0	1	0	0	1	1	1	1	1	23	
7	Mohammad Izet	1	1	0	0	0	0	0	0	1	1	0	1	1	1	1	1	0	1	0	1	1	0	1	1	1	0	1	1	1	1	1	1	0	1	0	1	22	
8	Fajar rahaman kumiawan P	0	1	0	0	0	0	0	1	1	1	1	1	0	0	1	0	1	1	0	0	1	1	1	0	0	0	0	0	1	0	1	0	1	1	1	1	18	
9	Mega Carneilia	1	1	1	1	0	1	1	1	0	1	1	1	1	0	0	1	1	1	1	0	0	0	0	1	1	1	1	1	1	1	1	1	0	0	1	0	24	
10	Tani Andriyani	1	1	1	1	1	0	1	0	1	1	1	0	0	1	1	1	1	0	0	1	1	1	1	1	1	0	0	0	1	0	0	0	0	0	0	0	20	
11	Wawan Budianto	1	0	1	1	0	1	0	1	1	0	0	1	1	1	1	1	1	0	1	1	1	0	1	0	0	0	1	0	0	0	0	0	0	1	1	0	19	
12	Firman	1	1	1	0	1	1	1	1	0	1	0	0	0	0	1	0	1	1	0	1	1	1	1	0	1	0	0	1	1	0	1	0	1	0	1	0	20	
13	Adi Purnama	0	0	1	0	1	0	0	0	1	1	1	1	1	0	1	0	1	0	0	0	1	0	0	1	0	0	1	0	0	1	0	0	1	1	0	1	0	16
14	Siti Nur Kamalia	1	1	1	0	0	0	1	1	1	1	0	0	0	0	0	0	0	1	0	0	1	0	1	0	0	1	0	1	1	0	1	1	0	1	1	1	17	
15	Mochammad Firman K	0	1	0	1	0	1	1	1	1	1	0	1	0	1	0	0	0	0	0	0	0	0	1	0	1	1	1	0	0	1	1	1	1	1	0	0	17	
16	Mohammad Ansori	1	0	0	1	0	1	0	0	1	0	1	1	1	1	1	1	0	1	1	0	0	0	0	0	0	0	0	0	0	0	1	0	0	0	1	1	15	
17	Agis Firdaus Azizi	0	1	1	0	0	0	0	0	1	0	1	1	1	0	0	0	0	1	1	0	0	0	1	1	1	0	1	1	0	1	0	0	1	0	0	15		
18	Jufriyandi	0	1	0	0	0	0	0	0	1	1	0	0	0	0	1	1	0	1	1	0	0	0	1	1	0	1	1	0	1	0	0	1	0	1	0	14		
	Total	13	14	11	10	8	9	9	11	15	13	10	12	9	10	13	10	11	11	8	9	13	5	12	11	10	9	12	10	11	11	11	10	10	12	9	372		

Even Number

No	Students' Name	Even Number of Items																																			Total		
		2	4	6	8	10	12	14	16	18	20	22	24	26	28	30	32	34	36	38	40	42	44	46	48	50	52	54	56	58	60	62	64	66	68	70			
1	Mutmainnah	1	1	0	1	1	1	0	1	1	1	1	1	0	1	0	1	1	1	1	1	0	1	0	0	0	0	1	0	1	1	1	1	1	1	1	1	25	
2	Eva Krisdayanti	1	0	1	1	1	1	0	1	1	1	1	1	1	1	1	0	1	1	0	1	1	1	1	1	1	0	1	0	1	0	1	0	1	1	1	0	27	
3	Eka Ayu Anggraeni	1	1	0	0	1	0	1	1	1	1	1	0	1	1	1	1	1	1	1	0	1	1	1	1	1	0	1	1	1	0	1	1	1	1	1	1	28	
4	Eva Aprilia Yolanda	1	1	1	1	0	1	1	1	1	1	0	1	1	1	0	0	1	1	1	0	1	0	1	0	1	1	1	0	1	1	1	0	1	1	1	1	26	
5	Mohammad Aries Mustofa	1	1	1	0	0	0	1	0	0	1	1	1	0	1	1	1	1	0	1	1	0	1	1	1	1	0	1	1	1	0	0	0	0	1	1	22		
6	Nurul Rahman	1	0	0	0	1	1	1	1	0	1	1	1	1	1	0	0	0	1	1	0	1	0	1	0	1	0	1	1	1	0	1	1	0	0	1	21		
7	Mohammad Izet	1	0	0	0	1	1	1	0	1	1	0	1	1	1	1	1	1	0	1	1	1	1	1	0	0	1	0	0	0	1	0	1	1	1	1	23		
8	Fajar rahaman kurniawan P	1	1	1	0	1	1	1	1	1	1	0	1	0	0	0	1	1	1	1	1	1	1	0	1	1	1	1	0	1	0	1	0	1	0	1	0	25	
9	Mega Carmelia	1	0	0	1	0	1	0	0	0	1	1	0	1	1	1	0	0	0	1	0	0	1	1	1	0	1	0	1	0	1	1	1	1	0	1	19		
10	Tani Andriyani	1	1	1	0	1	1	0	1	1	1	0	1	0	0	0	1	1	1	1	1	0	0	1	0	1	0	1	0	0	0	0	0	1	0	0	1	19	
11	Wawan Budianto	1	1	1	1	1	1	1	0	1	1	1	1	0	0	1	0	0	0	0	0	1	1	0	1	1	0	0	0	1	1	0	0	0	1	0	19		
12	Firman	1	1	1	0	0	1	0	0	1	0	1	1	1	1	1	1	0	1	0	1	0	0	1	0	1	0	0	0	0	0	0	0	0	1	0	0	17	
13	Adi Purnama	1	1	1	1	0	1	1	1	1	1	1	0	1	1	1	0	1	0	0	0	0	1	0	0	0	1	0	0	1	0	0	0	0	0	1	1	1	20
14	Siti Nur Kamalia	0	1	1	0	1	1	1	1	1	1	0	0	0	0	0	0	1	1	0	0	0	1	0	0	0	0	1	1	1	0	0	1	1	0	1	17		
15	Mochammad Firman K	1	0	0	1	1	1	0	0	1	1	1	0	0	0	0	0	0	0	0	0	1	0	0	1	1	1	0	0	0	1	0	0	1	0	1	14		
16	Mohammad Ansori	1	1	1	0	0	0	0	0	0	1	0	1	0	0	1	1	0	1	0	0	0	0	0	0	0	1	0	0	1	0	0	1	1	1	1	15		
17	Agis Firdaus Azizi	0	1	1	1	1	0	1	1	0	0	0	1	1	1	1	1	0	0	0	0	1	0	0	0	0	0	0	0	0	0	0	1	0	1	1	0	15	
18	Jufriyandi	1	0	0	0	0	1	0	1	0	1	1	0	1	1	0	0	0	0	0	0	1	1	0	1	0	0	1	0	1	1	0	0	0	0	1	14		
		16	12	11	8	11	14	11	10	12	16	11	12	10	12	10	10	10	11	9	6	11	10	8	9	11	7	9	8	9	8	8	9	13	11	13	366		

Appendix 8

The Analysis the Odd and even number

No	Odd Number	Even Number	X ²	Y ²	XY
	X	Y			
1	30	25	900	625	750
2	26	27	676	729	702
3	24	28	576	784	672
4	25	26	625	676	650
5	27	22	729	484	594
6	23	21	529	441	483
7	22	23	484	529	506
8	18	25	324	625	450
9	24	19	576	361	456
10	20	19	400	361	380
11	19	19	361	361	361
12	20	17	400	289	340
13	16	20	256	400	320
14	17	17	289	289	289
15	17	14	289	196	238
16	15	15	225	225	225
17	15	15	225	225	225
18	14	14	196	196	196
Total	372	366	8060	7796	7837

Appendix 9

Difficulty level and Discriminating power

Items Number	U	L	U+L	T	DL	Conclusion	U-L	1/2 T	DP	Conclusion	Result
Item Number 1	5	2	7	10	0,70	Medium	3	5	0,60	Accepted	Accepted
Item Number 2	5	3	8	10	0,80	Easy	2	5	0,40	Accepted	Omitted
Item Number 3	4	4	8	10	0,80	Easy	0	5	0,00	Omitted	Omitted
Item Number 4	4	3	7	10	0,70	Medium	1	5	0,20	Accepted	Accepted
Item Number 5	3	2	5	10	0,50	Medium	1	5	0,20	Accepted	Accepted
Item Number 6	3	3	6	10	0,60	Medium	0	5	0,00	Omitted	Omitted
Item Number 7	4	2	6	10	0,60	Medium	2	5	0,40	Accepted	Accepted
Item Number 8	3	2	5	10	0,50	Medium	1	5	0,20	Accepted	Accepted
Item Number 9	4	0	4	10	0,40	Medium	4	5	0,80	Accepted	Accepted
Item Number 10	3	3	6	10	0,60	Medium	0	5	0,00	Omitted	Omitted
Item Number 11	4	2	6	10	0,60	Medium	2	5	0,40	Accepted	Accepted
Item Number 12	3	3	6	10	0,60	Medium	0	5	0,00	Omitted	Omitted
Item Number 13	3	2	5	10	0,50	Medium	1	5	0,20	Accepted	Accepted
Item Number 14	4	2	6	10	0,60	Medium	2	5	0,40	Accepted	Accepted
Item Number 15	4	2	6	10	0,60	Medium	2	5	0,40	Accepted	Omitted
Item Number 16	3	3	6	10	0,60	Medium	0	5	0,00	Omitted	Omitted
Item Number 17	4	5	9	10	0,90	Easy	-1	5	-0,20	Omitted	Omitted
Item Number 18	4	2	6	10	0,60	Medium	2	5	0,40	Accepted	Accepted
Item Number 19	3	3	6	10	0,60	Medium	0	5	0,00	Omitted	Accepted
Item Number 20	5	4	9	10	0,90	Easy	1	5	0,20	Accepted	Omitted
Item Number 21	3	2	5	10	0,50	Medium	1	5	0,20	Accepted	Accepted
Item Number 22	4	2	6	10	0,60	Medium	2	5	0,40	Accepted	Accepted
Item Number 23	3	3	6	10	0,60	Medium	0	5	0,00	Omitted	Omitted
Item Number 24	4	2	6	10	0,60	Medium	2	5	0,40	Accepted	Accepted
Item Number 25	3	2	5	10	0,50	Medium	1	5	0,20	Accepted	Accepted
Item Number 26	3	2	5	10	0,50	Medium	1	5	0,20	Accepted	Accepted
Item Number 27	4	2	6	10	0,60	Medium	2	5	0,40	Accepted	Accepted
Item Number 28	5	4	9	10	0,90	Easy	1	5	0,20	Accepted	Omitted
Item Number 29	4	2	6	10	0,60	Medium	2	5	0,40	Accepted	Accepted
Item Number 30	3	2	5	10	0,50	Medium	1	5	0,20	Accepted	Accepted
Item Number 31	4	2	6	10	0,60	Medium	2	5	0,40	Accepted	Accepted
Item Number 32	4	2	6	10	0,60	Medium	2	5	0,40	Accepted	Accepted
Item Number 33	4	0	4	10	0,40	Medium	4	5	0,80	Accepted	Accepted
Item Number 34	4	1	5	10	0,50	Medium	3	5	0,60	Accepted	Accepted
Item Number 35	3	4	7	10	0,70	Medium	-1	5	-0,20	Omitted	Omitted
Item Number 36	5	2	7	10	0,70	Medium	3	5	0,60	Accepted	Accepted
Item Number 37	3	3	6	10	0,60	Medium	0	5	0,00	Omitted	Accepted
Item Number 38	4	0	4	10	0,40	Medium	4	5	0,80	Accepted	Accepted
Item Number 39	5	0	5	10	0,50	Medium	5	5	1,00	Accepted	Accepted
Item Number 40	3	0	3	10	0,30	Medium	3	5	0,60	Accepted	Accepted
Item Number 41	5	1	6	10	0,60	Medium	4	5	0,80	Accepted	Accepted
Item Number 42	3	3	6	10	0,60	Medium	0	5	0,00	Omitted	Omitted
Item Number 43	2	0	2	10	0,20	Difficult	2	5	0,40	Accepted	Omitted
Item Number 44	3	2	5	10	0,50	Medium	1	5	0,20	Accepted	Accepted
Item Number 45	3	4	7	10	0,70	Medium	-1	5	-0,20	Omitted	Omitted
Item Number 46	4	0	4	10	0,40	Medium	4	5	0,80	Accepted	Accepted
Item Number 47	4	2	6	10	0,60	Medium	2	5	0,40	Accepted	Accepted
Item Number 48	3	2	5	10	0,50	Medium	1	5	0,20	Accepted	Accepted
Item Number 49	4	2	6	10	0,60	Medium	2	5	0,40	Accepted	Accepted
Item Number 50	4	2	6	10	0,60	Medium	2	5	0,40	Accepted	Accepted
Item Number 51	4	3	7	10	0,70	Medium	1	5	0,20	Accepted	Accepted
Item Number 52	2	1	3	10	0,30	Medium	1	5	0,20	Accepted	Accepted
Item Number 53	4	3	7	10	0,70	Medium	1	5	0,20	Accepted	Accepted
Item Number 54	4	2	6	10	0,60	Medium	2	5	0,40	Accepted	Accepted
Item Number 55	4	2	6	10	0,60	Medium	2	5	0,40	Accepted	Accepted
Item Number 56	3	2	5	10	0,50	Medium	1	5	0,20	Accepted	Accepted
Item Number 57	4	2	6	10	0,60	Medium	2	5	0,40	Accepted	Accepted
Item Number 58	4	2	6	10	0,60	Medium	2	5	0,40	Accepted	Accepted
Item Number 59	4	3	7	10	0,70	Medium	1	5	0,20	Accepted	Accepted
Item Number 60	3	2	5	10	0,50	Medium	1	5	0,20	Accepted	Accepted
Item Number 61	5	2	7	10	0,70	Medium	3	5	0,60	Accepted	Accepted
Item Number 62	3	2	5	10	0,50	Medium	1	5	0,20	Accepted	Accepted
Item Number 63	4	3	7	10	0,70	Medium	1	5	0,20	Accepted	Accepted
Item Number 64	3	2	5	10	0,50	Medium	1	5	0,20	Accepted	Accepted
Item Number 65	3	2	5	10	0,50	Medium	1	5	0,20	Accepted	Accepted
Item Number 66	4	4	8	10	0,80	Easy	0	5	0,00	Omitted	Omitted
Item Number 67	4	2	6	10	0,60	Medium	2	5	0,40	Accepted	Accepted
Item Number 68	5	2	7	10	0,70	Medium	3	5	0,60	Accepted	Accepted
Item Number 69	4	2	6	10	0,60	Medium	2	5	0,40	Accepted	Accepted
Item Number 70	4	4	8	10	0,80	Easy	0	5	0,00	Omitted	Omitted

Appendix 10

Reability of the test

Product moment formula

$$\begin{aligned}r_{XY} &= \frac{N \sum XY - (\sum X) (\sum Y)}{\sqrt{\{N \sum X^2 - (\sum X)^2\} \{N \sum Y^2 - (\sum Y)^2\}}} \\r_{XY} &= \frac{18.7837 - (372) (366)}{\sqrt{\{18.8060 - (372)^2\} \{18.7796 - (366)^2\}}} \\&= \frac{141.006 - 136,152}{\sqrt{\{145,080 - 138.384\} \{140.328 - 133,956\}}} \\&= \frac{4.914}{\sqrt{6.696 \cdot 6.372}} \\&= \frac{4.914}{\sqrt{42.666.912}} \\&= \frac{4.914}{\sqrt{6.531,9914268}} \\&= 0,75\end{aligned}$$

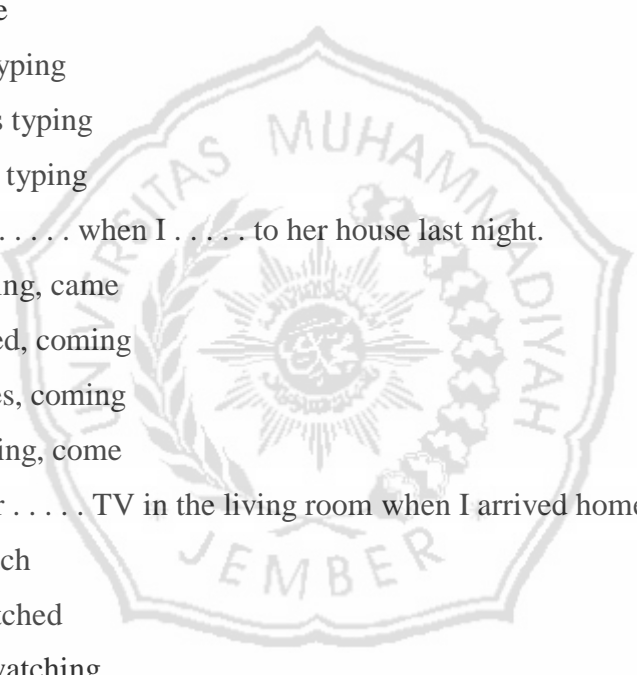
Split half

$$\begin{aligned}r_{xx} &= \frac{2xr^{1/2}^{1/2}}{(1 + r^{1/2}^{1/2})} \\&= \frac{2x 0,75}{1 + 0,75} \\&= \frac{1,5}{1,75} \\&= 0,85\end{aligned}$$

APPENDIX 24


Choose the correct answer by giving **(X)** on **(a)**, **(b)**, **(c)**, or **(d)**!

1. Bagas was around the block while Nata was at their backyard yesterday.
 - a. run, skipping
 - b. running, skipped
 - c. running, skipping
 - d. run, skip
2. Baim and Riska were video games when their mother back.
 - a. playing, came
 - b. plays, comes
 - c. played, coming
 - d. playing, coming
3. She was the movie while her mother was for dinner yesterday.
 - a. watched, cooked
 - b. watching, cook
 - c. watch, cooking
 - d. watching, cooking
4. I was when my mother me yesterday.
 - a. teaching, called
 - b. teach, call
 - c. taught, calling
 - d. teaching, calling
5. He was not the television when you to his house to borrow his car yesterday.
 - a. repaired, came
 - b. repair, come
 - c. repairing, come
 - d. repairing, came
6. Eko and Yoga Soccer on the field when they the money.
 - a. is playing, finding

- b. were playing, found
c. was playing, found
d. played, find
7. He was standing at the bus-stop when he the accident.
a. witnessed
b. witnesses
c. withness
d. withnessed
8. The telephone was ringing while he . . . an email.
a. type
b. is typing
c. was typing
d. has typing
9. She was when I to her house last night.
a. crying, came
b. cried, coming
c. cries, coming
d. crying, come
10. My sister TV in the living room when I arrived home last night.
a. watch
b. watched
c. is watching
d. was watching
11. Erza and Yuki Soccer on the field when they the money.
a. is playing, finding
b. were playing, found
c. was playing, found
d. played, find
12. He was playing at the field when he the accident.
a. witnessed
- 
- The logo of Universitas Muhammadiyah Jember is a circular emblem. It features a central sun-like symbol with rays, surrounded by a wreath. The text "UNIVERSITAS MUHAMMADIYAH" is written in a circle around the top, and "JEMBER" is written at the bottom. The logo is semi-transparent and serves as a background watermark for the text on the page.

- b. witnesses
 - c. withness
 - d. withnessed
13. The mobile phone was ringing while he . . . a book.
- a. readed
 - b. is reading
 - c. was reading
 - d. has reading
14. She was when I to her house last night.
- a. dancing, came
 - b. dance, coming
 - c. dance, coming
 - d. dancing, come
15. My brother TV in the living room when I arrived home last night.
- a. watch
 - b. watched
 - c. is watching
 - d. was watching
16. The class has already started since two hours ago. The student (read/was reading) while the professor in the class.
- a. were speaking
 - b. speaks
 - c. spoken
 - d. was speaking
17. There are many activities happen in Gilbert's house. Jeremy was doing his homework, and Jenna . . . television while their brother called.
- a. is watching
 - b. watched
 - c. has watched
 - d. was watching

18. My son was reading a good novel and he ... his big meals at midnight last night. I just very proud of him with everything he has done for me
- a. eats
 - b. has eaten
 - c. ate
 - d. eating
19. The house ... (burn), when jack's family left.
- a. were burn
 - b. were burnt
 - c. was burn
 - d. was burnt
20. Joni ... to the market 3 days ago.
- a. go
 - b. went
 - c. goes
 - d. gone



APPENDIX 25

The answers

1. A
2. A
3. D
4. A
5. D
6. B
7. A
8. C
9. A
10. D
11. B
12. A
13. C
14. A
15. D
16. D
17. D
18. C
19. C
20. B



EXAMINATION 1st OF ENGLISH LANGUAGE

SIMPLE PAST TENSE

AT TOKDAMIYAH SCHOOL 2017/2018

APPENDIX 12

Complete the sentence by using the correct past continuous tense!

1. You _____ deby yesterday.
2. Katie _____ in that office for almost four years.
3. We _____ away in 2009.
4. We _____ for the movie yesterday.
5. Three years ago, I _____ at the Canada University
6. He _____ write a letter ?
7. I _____ movie yesterday
8. I _____ football yesterday.
9. _____ You have dinner last night ?
10. Last year, I _____ travel to Korea.
11. We _____ on the phone for thirty minutes.
12. They _____ on the bench all day.
13. He _____ play the piano
14. Tom _____ the car.
15. He _____ like tomatoes before

EXAMINATION 1st OF ENGLISH LANGUAGE

SIMPLE PAST TENSE

AT TOKDAMIYAH SCHOOL 2017/2018

The answers

1. Called
2. Worked
3. Passed
4. Went
5. Studied
6. Did
7. Saw
8. Played
9. Did
10. Did not
11. Talked
12. Sat
13. Did not
14. Repaired
15. Did not



PAST CONTINUOUS TENSE

AT TOKDAMIYAH SCHOOL 2017/2018

APPENDIX 14

Complete the sentence by using the correct past continuous tense!

1. I _____ two good books, when sinta .. me a novel.
2. She _____ this morning with her aunt in the lobby when someone .. her name
3. We _____ to the hotel California, when other students were in holiday
4. Toni _____ a history book, when his teacher called him.
5. Santy _____ a letter for him when andri called.
6. The headmaster _____ the trouble maker classes when i was in his office.
7. I _____ tv and Barbara was reading a book.
8. I _____ if you could open the window
9. I _____ you might help me with this problem.
10. She _____ always late for dinner.
11. I _____ a beautiful dream when the alarm clock rang
12. I _____ to spend the day at the bench but i have decided to get my homework done instead.
13. The girl _____ sleeping.
14. At 3 pm, I _____ lunch
15. They _____ about her when she walked into the room.

EXAMINATION 1st OF ENGLISH LANGUAGE

PAST CONTINUOUS TENSE

AT TOKDAMIYAH SCHOOL 2017/2018

The answers

1. Was buying
2. Was getting
3. Were going
4. Was reading
5. Was writing
6. Was visiting
7. Was watching
8. Was wondering
9. Was thinking
10. Was
11. Was going
12. Was
13. Was having
14. Were talking



Appendix 15

The Result of Observation checklist Cycle 1

No	Name	Meeting 1					Meeting 2				
		1	2	3	A	P	1	2	3	A	P
1	ABDULLAH NIWAE		√	√	√		√	√	√	√	
2	ABU POKMA	√	√	√	√		√		√	√	
3	AFITRI ARUNG					√	√	√	√	√	
4	AMING POKNOK	√	√	√	√		√	√	√	√	
5	ANSERAN MAHEK			√		√			√		√
6	HAMDAN NIWAE	√	√	√	√		√	√	√	√	
7	HASAN SNI	√	√	√	√		√	√	√	√	
8	IRFAN DOTIK	√		√	√		√	√	√	√	
9	SALAUMAY CHEMA	√				√		√			√
10	SUFIAN HAYIMADENG	√	√	√	√				√		√
11	YAHYA WAMING	√	√	√	√		√	√	√	√	
12	ASUYA KAMANGIN					√	√		√	√	
13	MISBAH CHEHA	√	√	√	√		√	√	√	√	
14	CHENAE NASIBAH DEARASO	√	√	√	√		√	√	√	√	
15	NURAINEE SAMAE	√	√	√	√		√	√	√	√	
16	NURMEE POK YOK	√	√	√	√		√	√	√	√	
17	SUWAIBAH KASULONG	√				√	√				√
18	RISMAWATEE					√			√		√
19	RUSMENEE SEN LAE	√	√	√	√		√	√	√	√	
20	RUSNANEE NISANI	√	√	√	√		√	√	√	√	

The data of students' participation was calculated by using the following formula.

$$E = \frac{n}{N} \times 100 \%$$

Notes:

E: The percentage of the students who belonged to active students


n: The total number of the students who fulfilled at least of the indicators

N: The total number of students in the class.

(Adopted from Ali, 1993:186)

Meeting 1: $E = 14 / 20 \times 100 = 70\%$

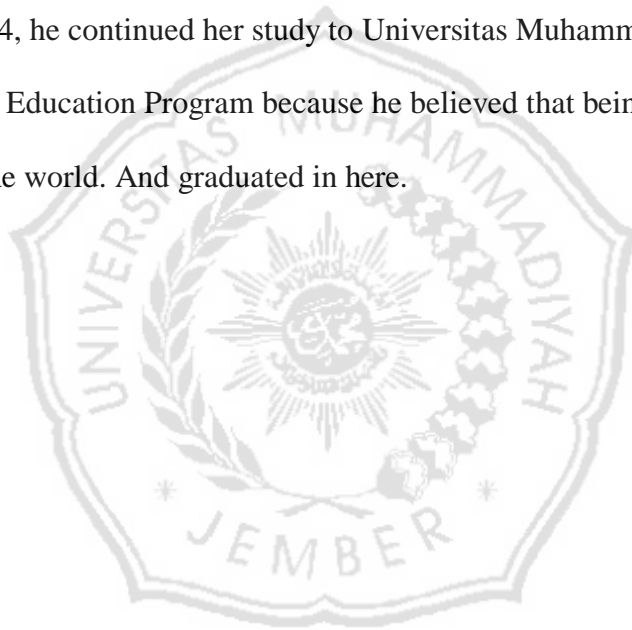
Meeting 2: $E = 15 / 20 \times 100 = 75\%$



CURRICULUM VITAE

Trio Rhoma Budianto is the third child of Atmo Supeno and Masitah. He was born on February 26th, 1996 in Jember.

He began his study at TK Nasional in 2001. Then, he continued to elementary school at SD Nasional 2003. After that, he decided to study at SMPN 1 Kalisat for his Junior High School in 2008. In the Senior High School, he learned at SMAN 1 Kalisat in 2011 and graduating from Senior High School in 2014. In 2014, he continued her study to Universitas Muhammadiyah Jember, and took English Education Program because he believed that being a teacher is the best job in the world. And graduated in here.



APPENDIX 16

Answer the question bellow by give **(X)** on the correct choice **(a)**, **(b)**, **(c)**, or **(d)**!

1. He not come to my party yesterday.

- a. has
- b. does
- c. having
- d. did

2. My mother ... me a byclcle yesterday

- a. buys
- b. buyed
- c. bought
- d. will buy

3. Dodit ... his report a week ago

- a. didn't finished
- b. did not finishing
- c. did not finish
- d. does not finish

4. She ...a lazy student last semester

- a. wasn't
- b. weren't
- c. isn't
- d. am not

5. You ... me a message last night

- a. sent
- b. send
- c. sended
- d. will send

6. They ... architects last year
- were
 - was
 - are
 - is
7. The Doctor gave the prescription (change into interrogative form)
- Did the doctor not given the prescription?
 - Didn't the doctor give the prescription?
 - Did the doctor gave the prescription?
 - Didn't the doctor gave the prescription
8. Is the teacher in the class? (change into negative interrogative)
- Isn't the teacher in the class?
 - Wasn't the teacher in the class?
 - Weren't the teacher in the class?
 - Am not the teacher in the class?
9. They were studying Math (change into simple past tense)
- They were studied Math
 - They were study Math
 - They studied Math
 - They did study math
10. English will be the most popular subject (change it into simple past tense)
- English was the most popular subject
 - English were the most popular subject
 - English is the most popular subject
 - English are the most popular subject
11. They did a great job (change it into interrogative form)

- a. Did they did a great job?
- b. Did not they do a great job?
- c. Did they do a great job?
- d. Did they did not a great job?

12. I.....to the school alone yesterday

- a. go
- b. went
- c. going
- d. was going

13. We.....in this restaurant 2 days ago

- a. ate
- b. eaten
- c. eating
- d. eat

14. I.....in this sofa with him yesterday

- a. sleeping
- b. sleep
- c. slept
- d. sleped

15. We..... each other 2 years ago

- a. love
- b. be loving
- c. are love
- d. loved

16. I.....this scissors to cut the grass yesterday

- a. used

- b.using
- c.uses
- d.be used

17. he read novel last night?

- a.Do
- b.Did
- c.Done
- d.Are

18.We..... to Aceh two weeks ago

- a.gone
- b.come
- c.went
- d.go

19.They.....to this musc two hours ago

- a.listened
- b.listen
- c.listening
- d.be listen

20.Anita.....me in this market yesterday

- a.meeting
- b.meets
- c.met
- d.meet

APPENDIX 17

The answers

1. D
2. C

3. C
4. A
5. A
6. A
7. C
8. A
9. C
10. A
11. C
12. B
13. A
14. C
15. D
16. A
17. B
18. C
19. A
20. C



APPENDIX 18**Tabel of students tenses score of cycle 1**

No	Name	Score	
1	ABDULLAH NIWAE	80	Achieved
2	ABU POKMA	75	Achieved
3	AFITRI ARUNG	60	Not achieved
4	AMING POKNOK	75	Achieved
5	ANSERAN MAHEK	80	Achieved
6	HAMDAN NIWAE	80	Achieved
7	HASAN SNI	75	Achieved
8	IRFAN DOTIK	60	Not Achieved
9	SALAUMAY CHEMA	60	Not achieved
10	SUFIAN HAYIMADENG	75	Achieved
11	YAHYA WAMING	80	Achieved
12	ASUYA KAMANGIN	80	Achieved
13	MISBAH CHEHA	70	Not Achieved
14	CHENAE NASIBAH DEARASO	75	Achieved
15	NURAINEE SAMAE	85	Achieved
16	NURMEE POK YOK	80	Achieved
17	SUWAIBAH KASULONG	65	Not achieved
18	RISMAWATEE	65	Not achieved
19	RUSMENEE SEN LAE	75	Achieved
20	RUSNANEE NISANI	75	Achieved
	The students got ≥ 75	14	

The data was calculated by using following formula:

$$E = \frac{n}{N} \times 100 \%$$


E : the percentage of the students who achieved the standard score

n : the total number of the students who achieved the standard score

N : the total number of the students who took the test.

(Adopted from Ali. 1993:186)

$$E = 14 / 20 \times 100 = 70 \%$$



Lesson Plan for Cycle 2

School	: Tokdamiyah School
Subject	: English
Class/Semester	: Mathayom 4
Time	: 2 x 50 Minutes (third meeting)
Material	: Simple Past Continuous Tense

A. Standard of Competence

6. Express the meaning in the short transactional text and short functional text in the descriptive and recount to interact with surrounding environment.

B. Basic Competence

6.2 Express the meaning and step of rhetoric in the short essay with kinds of language accurately and fluently to interact with surrounding environment in the descriptive and recount text.

C. Indicator

In the end of lesson students are able to:

- 1 Understanding the type and pattern of past continuous tense
- 2 Make sentences of past continuous tense.

D. Material

The usage and examples of past continuous tense

Past continuous tense untuk mengindikasikan suatu aksi yang terjadi selama momen tertentu di masa lampau. *Time expression* (keterangan waktu) yang dapat digunakan antara lain:

1

- **at this time yesterday**
- **at 5 am this morning**
- **all day yesterday**

- **in February**

I **was shopping** at this time yesterday.

What **was** she **doing** at 5 am this morning?

They **were roasting** corn at this time last night.

I **was doing** physically exercises all day yesterday.

In February she **was working** as a waitress in a well-known restaurant.

Subordinate conjunction while dan when

simple past tense + while + past continuous tense

- **while** he was sleeping (ketika dia sedang tidur)
- **while** they were partying (ketika mereka sedang berpesta)
- **while** I was reading a book (ketika saya sedang membaca buku)

past continuous tense + when + simple past tense

- 2
- **when** I got home (ketika saya tiba di rumah)
 - **when** he opened the door (ketika dia membuka pintu)
 - **when** you called her (ketika kamu meneleponnya)

The door was knocked while I **was reading** a book.

(Pintu diketuk ketika saya sedang membaca buku.)

My mother **was cleaning** the carpet when I got home.

(Ibu saya sedang membersihkan karpet ketika saya tiba di rumah.)

She **was sleeping** when you called her.

(Dia sedang tidur ketika kamu meneleponnya.)

E. Teaching Method

Three phase technique

F. Learning Activity

Description of Activity	Time	Instruction
-------------------------	------	-------------

Pre-Activity		
Apperception Question-Answer about past continuous tense	05 minutes	<ul style="list-style-type: none"> Who can you tell me the pattern of it in the positive, negative or interrogative form ? Who can give me an examples of past continuous tense ?
Motivation Explain how important this material		
Main Activity		
1. Exploration Teacher explain past continuous tense , the pattern and the usage to the students with give the examples.	70 minutes	I will give you an example of ...
Teacher divide students into two groups then play Spelling Bee game		I will divide you into two groups then.... (teacher explain how to play game)
In the teaching learning process teacher involve the students actively		Who can spell the verb ?
2. Elaboration Teacher give an exercise to the students		<ul style="list-style-type: none"> Okey class now i will give you exercise... Do the exercise by yourself!
Give chance to the students to think, analyze and solve the problem without any doubt		Who want come forward to write the answer?
3. Confirmation Give positive feed-back and		Good your answer is correct. (if the answer is

affirmation in the written, spoken, sign or prize to the students		correct)
Teacher give chance to the students to ask anything about past continuous tense		<ul style="list-style-type: none"> • Is there any question ? • Which one do you have not understand?
Post Activity		
Teacher and students make a conclusion about material.	5 minutes	The result of this material is.....
Tell to the students about the material what will they do for next meeting.		Okey students next meeting we will do atest. Study hard and good luck for your activity

G. Source or Media

1. Book
2. Worksheet
3. With/ black board

H. Assessment

Indicator of Achievement Competence	Technique of Assessment	Kind of Instrument	Instrument/ Question
<ul style="list-style-type: none"> • Make past continuous • Change the sentences to the possitive, negative or interrogative 	Written test	Multiple choice and essay	<ul style="list-style-type: none"> • Choose the right answer by crossing (x) a,b.c or d! • Make a sentence of past continuous tense

form.			<ul style="list-style-type: none"> Changes the sentences below into another form (positive, negative, or interrogative form)
<ul style="list-style-type: none"> Identification of verb 			<ul style="list-style-type: none"> Identify the sentences below which one is the verb.

I. Scoring Guidance

For multiple choice and essay, s each number, right answer score 1

Total maximum score x 5 = 100

Maximum score= 100

J. Aspect Aspect to be assessed = accuracy

Narathiwat, september 22rd 2018

The English Teacher

The Reseachers

Haleemah Peng-o

Trio Rhoma Budianto

Headmaster

Habibah Hayima'diyoh

APPENDIX 20

Complete the sentence by using past continuous tense correctly!

1. I..... in this office 2 years ago.
2. I..... my wallet in this market two months ago.
3. My brother..... a letter for me.
4. My students..... hard last night.
5. When I..... it is raining 5 minutes ago.
6. They..... about this project in this restaurant yesterday.
7. I..... an elephant last night.
8. My teacher..... me about this Mathematic last year.
9. I a cake to your house last night.
10. Julio an active student last year.
11. We each other 2 years ago.
12. I..... this scissors to cut the grass yesterday.
13. he read novel last night?
14. We to Aceh two weeks ago.
15. Anita..... me in this market yesterday.

The answers

1. Worked
2. Lose
3. Wrote
4. Studied
5. Got Up
6. Talked
7. Drew
8. Taught
9. Brought
10. Was
11. Loved
12. Cut
13. Did
14. Went
15. Met



Lesson Plan for Cycle 2

School : Tokdamiyah School
Subject : English
Class/Semester : Mathayom 4
Time : 2 x 50 Minutes (forth meeting)
Material : Simple Past Tense

A. Standard of Competence

6. Express the meaning in the short transactional text and short functional text in the descriptive and recount to interact with surrounding environment.

B. Basic Competence

6.2 Express the meaning and step of rhetoric in the short essay with kinds of language accurately and fluently to interact with surrounding environment in the descriptive and recount text.

C. Indicator

In the end of lesson students are able to:

- a. Understanding the type and pattern of simple past tense
- b. Make sentences of simple past tense.

D. Material

1. Example of Simple Past Tense

- i. Vanesa went to the school yesterday
- ii. Vanesa didn't go to the school yesterday
Did Vanesa go to the school yesterday?

2. Regular and irregular verb a.

Regular Verb

No.	a. Regular Verb	
	Verb 1	Verb 2
1.	Study	Studied
2.	Walk	Walked
3.	Play	Played

4.	Use	Used
5.	Cook	Cooked

b. Irregular Verb		
No.	Verb 1	Verb 2
1.	Eat	Ate
2.	Drink	Drank
3.	Write	Wrote
3.	Sleep	Slept
4.	Keep	Kept
	Is	Was

E. Teaching Method

Three phase technique

F. Learning Activity

Description of Activity	Time	Instruction
Pre-Activity		
Apperception Question-Answer about simple past tense	5 minutes	<ul style="list-style-type: none"> Who can you tell me the pattern of it un the positive, negative or interrogative form? Who can give me an examples of simple past tense ?
Motivation Explain how important this material		
Main Activity		
1. Exploration Teacher explain simple past tense ,the pattern and the usage to the students with give the	70 minutes	I will give you an example of ...

examples.		
Teacher divide students into two groups then play Spelling Bee game		I will divide you into two groups then.... (teacher explain how to play game)
In the teaching learning process teacher involve the students actively		Who can spell the verb ?
2. Elaboration Teacher give an exercise to the students		<ul style="list-style-type: none"> • Okey class now i will give you exercise... • Do the exercise by yourself!
Give chance to the students to think, analyze and solve the problem without any doubt		Who want come forward to write the answer?
3. Confirmation Give positive feed-back and affirmation in the written, spoken, sign or prize to the students		Good your answer is correct. (if the answer is correct)
Teacher give chance to the students to ask anything about simple past tense		<ul style="list-style-type: none"> • Is there any question ? • Which one do you have not understand ?
Post Activity		
Teacher and students make a conclusion about material.	5 minutes	The result of this material is....
Tell to the students about the material what will learn tomorrow.		Okey students tomorrow we will learn about past continuous tense. Study hard and good luck for your activity

G. Source or Media

1. Book
2. Worksheet
3. With/ black board

H. Assessment

Indicator of Achievement Competence	Technique of Assessment	Kind of Instrument	Instrument/ Question
<ul style="list-style-type: none">• Make simple past tenseChange the sentences to the possitive, negative or interrogative form.	Written test	Multiple choice and essay	<ul style="list-style-type: none">• Choose the right answer by crossing (x) a,b.c or d!• Make a sentence of simple past tense• Changes the sentences below into another form (positive, negative, or interrogative form)
<ul style="list-style-type: none">• Identification of verb			<ul style="list-style-type: none">• Identify the sentences below which one is the verb.

I. Scoring Guidance

1. For multiple choice and essay, s each number, right answer score 1
2. Total maximum score x 5 = 100
3. Maximum score= 100

J. Aspect Aspect to be assessed = accuracy

Narathiwat, 6rd oktober 2018.

The English Teacher

The Reseachers

Haleemah Peng-o

Trio Rhoma Budianto

Headmaster

Habibah Hayima'diyoh



APPENDIX 22

Complete the sentence by using past continuous tense correctly!

1. She was the movie while her mother was for dinner yesterday.
2. I was when my mother me yesterday.
3. He was not the television when you to his house to borrow his car yesterday.
4. It has already been late at night. When Carla came home, her husband along with her two daughtersdinner for their mother.
5. Shane really loves to drive very fast on the free way. And he on Main Street when his car broke down.
6. Nicole her homework when her friend called.
7. The bridge ... (repair) yesterday so the traffic was delayed.
8. When we arrived, the supper ... (eat)
9. The music ... (play) when I left her.
10. The house ... (burn), when jack's family left.

1. watching, cooking
2. teaching, called
3. repairing, came
4. were cooking
5. was driving
6. was doing
7. were repairing
8. was being eaten
9. was playing
10. was burn



APPENDIX 23

The Result of Observation checklist Cycle 2

No	Name	Meeting 1					Meeting 2				
		1	2	3	A	P	1	2	3	A	P
1	ABDULLAH NIWAE	√	√	√	√		√	√	√	√	
2	ABU POKMA	√	√	√	√		√		√	√	
3	AFITRI ARUNG	√				√	√		√	√	
4	AMING POKNOK	√	√	√	√		√	√	√	√	
5	ANSERAN MAHEK			√		√			√		√
6	HAMDAN NIWAE	√	√	√	√		√	√	√	√	
7	HASAN SNI	√	√	√	√		√	√	√	√	
8	IRFAN DOTIK	√				√	√		√	√	
9	SALAUMAY CHEMA	√				√					√
10	SUFIAN HAYIMADENG	√	√	√	√		√		√	√	
11	YAHYA WAMING	√		√	√		√	√	√	√	
12	ASUYA KAMANGIN	√	√	√	√		√		√	√	
13	MISBAH CHEHA	√		√	√		√	√	√	√	
14	CHENAE NASIBAH DEARASO	√	√	√	√		√	√	√	√	
15	NURAINEE SAMAE	√	√	√	√		√	√	√	√	
16	NURMEE POK YOK	√	√	√	√		√	√	√	√	
17	SUWAIBAH KASULONG	√	√	√	√		√	√	√	√	
18	RISMAWATEE					√					√
19	RUSMENEE SEN LAE	√	√	√	√		√	√	√	√	
20	RUSNANEE NISANI	√	√	√	√		√	√	√	√	

The data of students' participation was calculated by using the following formula.

$$E = \frac{n}{N} \times 100 \%$$

Notes:

E: The percentage of the students who belonged to active students

n: The total number of the students who fulfilled at least of the indicators


N: The total number of students in the class.

(Adopted from Ali,

1993:186)

Meeting 1: $E = 15 / 20 \times 100 = 75\%$

Meeting 2: $E = 17 / 20 \times 100 = 85\%$



APPENDIX 26

Tabel of students Tenses score of cycle 2

No	Name	Score	
1	ABDULLAH NIWAE	80	Achieved
2	ABU POKMA	75	Achieved
3	AFITRI ARUNG	80	Achieved
4	AMING POKNOK	75	Achieved
5	ANSERAN MAHEK	80	Achieved
6	HAMDAN NIWAE	80	Achieved
7	HASAN SNI	75	Achieved
8	IRFAN DOTIK	60	Not Achieved
9	SALAUMAY CHEMA	60	Not achieved
10	SUFIAN HAYIMADENG	75	Achieved
11	YAHYA WAMING	80	Achieved
12	ASUYA KAMANGIN	80	Achieved
13	MISBAH CHEHA	70	Not Achieved
14	CHENAE NASIBAH DEARASO	75	Achieved
15	NURAINEE SAMAE	85	Achieved
16	NURMEE POK YOK	80	Achieved
17	SUWAIBAH KASULONG	75	Achieved
18	RISMAWATEE	65	Not achieved
19	RUSMENEE SEN LAE	75	Achieved
20	RUSNANEE NISANI	75	Achieved
	The students got ≥ 75	16	

The data was calculated by using following formula:

$$E = \frac{n}{N} \times 100 \%$$

E : the percentage of the students who achieved the standard score

n : the total number of the students who achieved the standard score

N : the total number of the students who took the test.

(Adopted from Ali. 1993:186)

$$E = 16 / 20 \times 100 = 80 \%$$



STATEMENT OF ORIGINALITY OF SARJANA THESIS

The undersigned:

Nama : Trio Rhoma Budianto

Student Number : 1410231009

Program : English Education

Faculty : Teacher Training and Education

I state that this thesis is my own creation. It does not copy from other resources that I claim as my own creation.

If it is proved tomorrow, or it could be proved that the thesis is from only copy and paste, I will be ready for all the cosequences.

Jember, 29 March 2019
writer,

Trio Rhoma Budianto
NIM 1410231009

Guide Supporting Data Instruments

A. The Interview Guide

No	Questions	Answers
1.	Do you have time to do interview?	Yes, of course.
2.	How long do you teach English in this school?	I teach English in this school since 14 years ago.
3.	What class do you teach?	I am an English teacher in secondary school, especially class 4, 5, and 6.
4.	How many students are each class?	In class 4, there are 20 students, and Class 5 there are 27 students, then class 6 there are 24 students.
5.	What does curriculum apply in this school?	In this school have curriculum, but the curriculum still not implement in this school. So, the teacher use Upstream book that is covered by curriculum.
6.	How many minutes do you teach English in every meeting?	One meeting is one hour time teaching and 50 minutes for one hour time teaching. but, the students have english subject three times in a week.
7.	What media do you use to teach English?	I usually use whiteboard and student's worksheet. And seldom I use projector.
8.	What are the difficulties of the students in learning writing?	They could not develop their idea, mastering tenses and they are lack of vocabulary.
9.	Have you ever used spelling bee game in teaching English tenses ?	No. I never use that technique.
10.	What is the minimum score requirement?	For secondary school, the minimum score is 65.
11.	Thank you for doing interview.	It's OK