Lampiran 1. Out Line penelitan

| ULANGAN 1 | ULANGAN 2 | ULANGAN 3 |
|---|---|---|
| A3R0 | A3R2 | A3R1 |
| A2R3 | A1R3 | A1R3 |
| A1R2 | A0R0 | A2R0 |
| A0R2 | A2R3 | A3R0 |
| A2R2 | A1R2 | A2R3 |
| A3R2 | A3R3 | A0R1 |
| A2R1 | A1R1 | A2R2 |
| A3R3 | A0R2 | A1R0 |
| A1R1 | A2R1 | A2R1 |
| A2R0 | A3R0 | A1R1 |
| A0R3 | A2R0 | A3R3 |
| A1R3 | A0R1 | A1R2 |
| A0R1 | A2R2 | A0R3 |
| A1R0 | A0R3 | A3R2 |
| A0R0 | A1R0 | A0R2 |
| A3R1 | A3R1 | A0R0 |

Keterangan Petak :

Luas : 1 m x 1 m

Jumlah : 48 petak satuan percobaan

Tinggi : 25 cm

Jumlah Tanaman perpetak : 35 tanaman

Jumlah Tanaman Kesseluruhan : 1680 tanaman

Jarak Tanam : 15 cm x 20 cm

Jarak Antar Petak : 30 cm

Jarak Antar Blok : 75 cm

Jumlah Ulangan : 3 ulangan

Lampiran 6. Jumlah Anakan Total.

Variabel : **Jumlah Anakan Total.**

Desain : RAK Faktorial.

| PERLAKUAN | ULANGAN | | | JUMLAH | RATA-RATA |
|---|---|---|---|---|---|
| | 1 | 2 | 3 | | |
| **A0R0** | 19,50 | 20,00 | 17,75 | 57,25 | 19,08 |
| **A0R1** | 21,00 | 20,25 | 21,75 | 63,00 | 21,00 |
| **A0R2** | 24,00 | 21,25 | 21,50 | 66,75 | 22,25 |
| **A0R3** | 21,25 | 21,00 | 25,50 | 67,75 | 22,58 |
| **A1R0** | 24,00 | 23,00 | 24,00 | 71,00 | 23,67 |
| **A1R1** | 23,75 | 24,00 | 27,75 | 75,50 | 25,17 |
| **A1R2** | 21,50 | 22,50 | 24,50 | 68,50 | 22,83 |
| **A1R3** | 24,00 | 21,25 | 20,50 | 65,75 | 21,92 |
| **A2R0** | 22,75 | 23,25 | 27,25 | 73,25 | 24,42 |
| **A2R1** | 22,25 | 20,00 | 27,75 | 70,00 | 23,33 |
| **A2R2** | 22,00 | 23,25 | 29,50 | 74,75 | 24,92 |
| **A2R3** | 20,25 | 23,00 | 22,75 | 66,00 | 22,00 |
| **A3R0** | 23,25 | 21,00 | 21,50 | 65,75 | 21,92 |
| **A3R1** | 23,50 | 22,25 | 23,25 | 69,00 | 23,00 |
| **A3R2** | 24,25 | 23,75 | 23,25 | 71,25 | 23,75 |
| **A3R3** | 21,50 | 23,50 | 21,75 | 66,75 | 22,25 |
| **TOTAL** | 358,75 | 353,25 | 380,25 | 1092,25 | 364,08 |
| **RATA-RATA** | 22,42 | 22,08 | 23,77 | 68,27 | 22,76 |

TABEL DUA ARAH

| AZOLLA | MOL | | | | TOTAL | RATA-RATA |
|---|---|---|---|---|---|---|
| | R0 | R1 | R2 | R3 | | |
| **A0** | 57,25 | 63,00 | 66,75 | 67,75 | 254,75 | 63,69 |
| **A1** | 71,00 | 75,50 | 68,50 | 65,75 | 280,75 | 70,19 |
| **A2** | 73,25 | 70,00 | 74,75 | 66,00 | 284,00 | 71,00 |
| **A3** | 65,75 | 69,00 | 71,25 | 66,75 | 272,75 | 68,19 |
| **TOTAL** | 267,25 | 277,50 | 281,25 | 266,25 | 1092,25 | 273,06 |
| **RATA-RATA** | 66,81 | 69,38 | 70,31 | 66,56 | 273,06 | 68,27 |

ANALISIS RAGAM

| SK | DB | JK | KT | F Hitung | F Tabel | | Notasi |
|---|---|---|---|---|---|---|---|
| | | | | | 5% | 1% | |
| **Ulangan** | 2 | 25,45 | 12,72 | 3,62 | 3,32 | 5,39 | * |
| **Perlakuan** | 15 | 103,64 | 6,91 | 1,97 | 2,01 | 2,70 | Ns |
| **A** | 3 | 42,85 | 14,28 | 4,06 | 2,92 | 4,51 | * |
| **R** | 3 | 13,91 | 4,64 | 1,32 | 2,92 | 4,51 | Ns |
| **A x R** | 9 | 46,89 | 5,21 | 1,48 | 2,21 | 3,07 | Ns |
| **Galat** | 30 | 105,47 | 3,52 | | | | |
| **Total** | 47 | 234,56 | | | | | |
| | KK | 8,240 | | | | | |

Lampiran 2. Tinggi Tanaman 15 hst

Variabel : Tinggi Tanaman 15 hst

Desain : RAK Faktorial.

| PERLAKUAN | ULANGAN | | | JUMLAH | RATA-RATA |
|---|---|---|---|---|---|
| | 1 | 2 | 3 | | |
| **A0R0** | 25,75 | 25,75 | 27,00 | 78,50 | 26,17 |
| **A0R1** | 29,25 | 29,00 | 25,50 | 83,75 | 27,92 |
| **A0R2** | 27,00 | 27,75 | 28,50 | 83,25 | 27,75 |
| **A0R3** | 28,00 | 28,00 | 29,25 | 85,25 | 28,42 |
| **A1R0** | 27,75 | 33,75 | 25,75 | 87,25 | 29,08 |
| **A1R1** | 28,00 | 29,00 | 24,50 | 81,50 | 27,17 |
| **A1R2** | 28,75 | 26,75 | 23,75 | 79,25 | 26,42 |
| **A1R3** | 30,25 | 26,75 | 27,25 | 84,25 | 28,08 |
| **A2R0** | 30,50 | 31,50 | 26,50 | 88,50 | 29,50 |
| **A2R1** | 31,00 | 29,75 | 28,00 | 88,75 | 29,58 |
| **A2R2** | 30,25 | 29,00 | 29,50 | 88,75 | 29,58 |
| **A2R3** | 29,25 | 27,50 | 27,75 | 84,50 | 28,17 |
| **A3R0** | 29,75 | 30,75 | 23,25 | 83,75 | 27,92 |
| **A3R1** | 29,75 | 32,50 | 24,25 | 86,50 | 28,83 |
| **A3R2** | 29,25 | 32,00 | 30,75 | 92,00 | 30,67 |
| **A3R3** | 31,25 | 26,25 | 28,50 | 86,00 | 28,67 |
| **TOTAL** | 465,75 | 466,00 | 430,00 | 1361,75 | 453,92 |
| **RATA-RATA** | 29,11 | 29,13 | 26,88 | 85,11 | 28,37 |

Tabel Dua Arah

| AZOLLA | MOL | | | | TOTAL | RATA-RATA |
|---|---|---|---|---|---|---|
| | R0 | R1 | R2 | R3 | | |
| **A0** | 78,50 | 83,75 | 83,25 | 85,25 | 330,75 | 82,69 |
| **A1** | 87,25 | 81,50 | 79,25 | 84,25 | 332,25 | 83,06 |
| **A2** | 88,50 | 88,75 | 88,75 | 84,50 | 350,50 | 87,63 |
| **A3** | 83,75 | 86,50 | 92,00 | 86,00 | 348,25 | 87,06 |
| **TOTAL** | 338,00 | 340,50 | 343,25 | 340,00 | 1361,75 | 340,44 |
| **RATA-RATA** | 84,50 | 85,13 | 85,81 | 85,00 | 340,44 | 85,11 |

Analisis Ragam

| SK | DB | JK | KT | F Hitung | F Tabel | | Notasi |
|---|---|---|---|---|---|---|---|
| | | | | | 5% | 1% | |
| **Ulangan** | 2 | 53,63 | 26,81 | 6,19 | 3,32 | 5,39 | ** |
| **Perlakuan** | 15 | 64,04 | 4,27 | 0,99 | 2,01 | 2,70 | Ns |
| **A** | 3 | 26,93 | 8,98 | 2,07 | 2,92 | 4,51 | Ns |
| **R** | 3 | 1,17 | 0,39 | 0,09 | 2,92 | 4,51 | Ns |
| **A x R** | 9 | 35,94 | 3,99 | 0,92 | 2,21 | 3,07 | Ns |
| **Galat** | 30 | 129,96 | 4,33 | | | | |
| **Total** | 47 | 247,62 | | | | | |
| | KK | 7,336 | | | | | |

Lampiran 8. Berat Gabah Per rumpun

Variabel : **Berat Gabah Per rumpun**

Desain : RAK Faktorial.

| PERLAKUAN | ULANGAN | | | JUMLAH | RATA-RATA |
|---|---|---|---|---|---|
| | 1 | 2 | 3 | | |
| **A0R0** | 11,75 | 12,75 | 13,75 | 38,25 | 12,75 |
| **A0R1** | 16,25 | 14,75 | 15,75 | 46,75 | 15,58 |
| **A0R2** | 16,00 | 17,75 | 17,50 | 51,25 | 17,08 |
| **A0R3** | 17,50 | 18,25 | 16,25 | 52,00 | 17,33 |
| **A1R0** | 16,25 | 15,50 | 17,00 | 48,75 | 16,25 |
| **A1R1** | 15,00 | 15,00 | 16,50 | 46,50 | 15,50 |
| **A1R2** | 15,00 | 16,50 | 16,25 | 47,75 | 15,92 |
| **A1R3** | 16,75 | 16,25 | 17,00 | 50,00 | 16,67 |
| **A2R0** | 16,75 | 17,00 | 16,50 | 50,25 | 16,75 |
| **A2R1** | 16,50 | 17,75 | 17,25 | 51,50 | 17,17 |
| **A2R2** | 16,75 | 19,50 | 16,50 | 52,75 | 17,58 |
| **A2R3** | 15,75 | 17,25 | 14,25 | 47,25 | 15,75 |
| **A3R0** | 17,25 | 15,75 | 16,25 | 49,25 | 16,42 |
| **A3R1** | 17,50 | 15,00 | 16,75 | 49,25 | 16,42 |
| **A3R2** | 16,75 | 17,00 | 16,50 | 50,25 | 16,75 |
| **A3R3** | 15,75 | 16,25 | 16,00 | 48,00 | 16,00 |
| **TOTAL** | 257,50 | 262,25 | 260,00 | 779,75 | 259,92 |
| **RATA-RATA** | 16,09 | 16,39 | 16,25 | 48,73 | 16,24 |

TABEL DUA ARAH

| AZOLLA | MOL | | | | TOTAL | RATA-RATA |
|---|---|---|---|---|---|---|
| | R0 | R1 | R2 | R3 | | |
| **A0** | 38,25 | 46,75 | 51,25 | 52,00 | 188,25 | 47,06 |
| **A1** | 48,75 | 46,50 | 47,75 | 50,00 | 193,00 | 48,25 |
| **A2** | 50,25 | 51,50 | 52,75 | 47,25 | 201,75 | 50,44 |
| **A3** | 49,25 | 49,25 | 50,25 | 48,00 | 196,75 | 49,19 |
| **TOTAL** | 186,50 | 194,00 | 202,00 | 197,25 | 779,75 | 194,94 |
| **RATA-RATA** | 46,63 | 48,50 | 50,50 | 49,31 | 194,94 | 48,73 |

ANALISIS RAGAM

| SK | DB | JK | KT | F Hitung | F Tabel | | Notasi |
|---|---|---|---|---|---|---|---|
| | | | | | 5% | 1% | |
| **Ulangan** | 2 | 0,71 | 0,35 | 0,40 | 3,32 | 5,39 | Ns |
| **Perlakuan** | 15 | 56,69 | 3,78 | 4,33 | 2,01 | 2,70 | ** |
| **A** | 3 | 8,18 | 2,73 | 3,13 | 2,92 | 4,51 | * |
| **R** | 3 | 10,61 | 3,54 | 4,05 | 2,92 | 4,51 | * |
| **A x R** | 9 | 37,90 | 4,21 | 4,83 | 2,21 | 3,07 | ** |
| **Galat** | 30 | 26,17 | 0,87 | | | | |
| **Total** | 47 | 83,56 | | | | | |
| | KK | 5,749 | | | | | |

Lampiran 3. Tinggi Tanaman 30 hst

Variabel : **Tinggi Tanaman 30 hst**

Desain : RAK Faktorial.

| PERLAKUAN | ULANGAN | | | JUMLAH | RATA-RATA |
|---|---|---|---|---|---|
| | 1 | 2 | 3 | | |
| **A0R0** | 39,00 | 38,50 | 37,00 | 114,50 | 38,17 |
| **A0R1** | 43,75 | 45,50 | 44,50 | 133,75 | 44,58 |
| **A0R2** | 44,25 | 44,75 | 44,50 | 133,50 | 44,50 |
| **A0R3** | 44,00 | 46,25 | 45,00 | 135,25 | 45,08 |
| **A1R0** | 43,50 | 47,50 | 45,25 | 136,25 | 45,42 |
| **A1R1** | 45,50 | 43,50 | 46,25 | 135,25 | 45,08 |
| **A1R2** | 46,75 | 44,50 | 43,50 | 134,75 | 44,92 |
| **A1R3** | 46,00 | 44,25 | 44,00 | 134,25 | 44,75 |
| **A2R0** | 48,25 | 46,75 | 47,50 | 142,50 | 47,50 |
| **A2R1** | 44,50 | 44,50 | 49,25 | 138,25 | 46,08 |
| **A2R2** | 45,00 | 46,25 | 46,00 | 137,25 | 45,75 |
| **A2R3** | 45,75 | 44,50 | 47,50 | 137,75 | 45,92 |
| **A3R0** | 46,25 | 44,25 | 46,75 | 137,25 | 45,75 |
| **A3R1** | 44,75 | 44,50 | 43,75 | 133,00 | 44,33 |
| **A3R2** | 43,50 | 45,75 | 47,75 | 137,00 | 45,67 |
| **A3R3** | 44,75 | 45,25 | 47,00 | 137,00 | 45,67 |
| **TOTAL** | 715,50 | 716,50 | 725,50 | 2157,50 | 719,17 |
| **RATA-RATA** | 44,72 | 44,78 | 45,34 | 134,84 | 44,95 |

Tabel Dua Arah

| AZOLLA | MOL | | | | TOTAL | RATA-RATA |
|---|---|---|---|---|---|---|
| | R0 | R1 | R2 | R3 | | |
| **A0** | 114,50 | 133,75 | 133,50 | 135,25 | 517,00 | 129,25 |
| **A1** | 136,25 | 135,25 | 134,75 | 134,25 | 540,50 | 135,13 |
| **A2** | 142,50 | 138,25 | 137,25 | 137,75 | 555,75 | 138,94 |
| **A3** | 137,25 | 133,00 | 137,00 | 137,00 | 544,25 | 136,06 |
| **TOTAL** | 530,50 | 540,25 | 542,50 | 544,25 | 2157,50 | 539,38 |
| **RATA-RATA** | 132,63 | 135,06 | 135,63 | 136,06 | 539,38 | 134,84 |

Analisi Ragam

| SK | DB | JK | KT | F Hitung | F Tabel | | Notasi |
|---|---|---|---|---|---|---|---|
| | | | | | 5% | 1% | |
| **Ulangan** | 2 | 3,79 | 1,90 | 0,95 | 3,32 | 5,39 | Ns |
| **Perlakuan** | 15 | 174,16 | 11,61 | 5,80 | 2,01 | 2,70 | ** |
| **A** | 3 | 66,15 | 22,05 | 11,02 | 2,92 | 4,51 | ** |
| **R** | 3 | 9,42 | 3,14 | 1,57 | 2,92 | 4,51 | Ns |
| **A x R** | 9 | 98,59 | 10,95 | 5,47 | 2,21 | 3,07 | ** |
| **Galat** | 30 | 60,04 | 2,00 | | | | |
| **Total** | 47 | 237,99 | | | | | |
| | KK | 3,147 | | | | | |

Lampiran 11. Berat Berangkasan Kering

Variabel : **Berat Berangkasan Kering**

Desain : RAK Faktorial.

| PERLAKUAN | ULANGAN | | | JUMLAH | RATA-RATA |
|---|---|---|---|---|---|
| | 1 | 2 | 3 | | |
| **A0R0** | 47,25 | 43,00 | 47,25 | 137,50 | 45,83 |
| **A0R1** | 57,00 | 65,00 | 47,75 | 169,75 | 56,58 |
| **A0R2** | 62,50 | 60,00 | 60,00 | 182,50 | 60,83 |
| **A0R3** | 61,50 | 69,00 | 57,50 | 188,00 | 62,67 |
| **A1R0** | 59,00 | 54,50 | 50,50 | 164,00 | 54,67 |
| **A1R1** | 54,00 | 57,75 | 59,00 | 170,75 | 56,92 |
| **A1R2** | 63,50 | 56,50 | 64,75 | 184,75 | 61,58 |
| **A1R3** | 72,50 | 62,25 | 60,25 | 195,00 | 65,00 |
| **A2R0** | 64,50 | 61,00 | 61,25 | 186,75 | 62,25 |
| **A2R1** | 64,00 | 57,50 | 57,75 | 179,25 | 59,75 |
| **A2R2** | 61,00 | 60,50 | 52,25 | 173,75 | 57,92 |
| **A2R3** | 71,50 | 62,00 | 70,50 | 204,00 | 68,00 |
| **A3R0** | 66,75 | 59,25 | 60,00 | 186,00 | 62,00 |
| **A3R1** | 55,75 | 63,50 | 54,25 | 173,50 | 57,83 |
| **A3R2** | 61,50 | 60,50 | 69,50 | 191,50 | 63,83 |
| **A3R3** | 53,75 | 58,50 | 60,00 | 172,25 | 57,42 |
| **TOTAL** | 976,00 | 950,75 | 932,50 | 2859,25 | 953,08 |
| **RATA-RATA** | 61,00 | 59,42 | 58,28 | 178,70 | 59,57 |

TABEL DUA ARAH

| AZOLLA | MOL | | | | TOTAL | RATA-RATA |
|---|---|---|---|---|---|---|
| | R0 | R1 | R2 | R3 | | |
| **A0** | 137,50 | 169,75 | 182,50 | 188,00 | 677,75 | 169,44 |
| **A1** | 164,00 | 170,75 | 184,75 | 195,00 | 714,50 | 178,63 |
| **A2** | 186,75 | 179,25 | 173,75 | 204,00 | 743,75 | 185,94 |
| **A3** | 186,00 | 173,50 | 191,50 | 172,25 | 723,25 | 180,81 |
| **TOTAL** | 674,25 | 693,25 | 732,50 | 759,25 | 2859,25 | 714,81 |
| **RATA-RATA** | 168,56 | 173,31 | 183,13 | 189,81 | 714,81 | 178,70 |

ANALISIS RAGAM

| SK | DB | JK | KT | F Hitung | F Tabel | | Notasi |
|---|---|---|---|---|---|---|---|
| | | | | | 5% | 1% | |
| **Ulangan** | 2 | 59,64 | 29,82 | 1,40 | 3,32 | 5,39 | Ns |
| **Perlakuan** | 15 | 1158,51 | 77,23 | 3,62 | 2,01 | 2,70 | ** |
| **A** | 3 | 190,19 | 63,40 | 2,97 | 2,92 | 4,51 | * |
| **R** | 3 | 366,48 | 122,16 | 5,72 | 2,92 | 4,51 | ** |
| **A x R** | 9 | 601,83 | 66,87 | 3,13 | 2,21 | 3,07 | ** |
| **Galat** | 30 | 640,32 | 21,34 | | | | |
| **Total** | 47 | 1858,47 | | | | | |
| | KK | 7,756 | | | | | |

Lampiran 5. Tinggi Tanaman 60 HST

Variabel : **Tinggi Tanaman 60 HST**

Desain : RAK Faktorial.

| PERLAKUAN | ULANGAN | | | JUMLAH | RATA-RATA |
|---|---|---|---|---|---|
| | 1 | 2 | 3 | | |
| **A0R0** | 80,25 | 80,25 | 82,00 | 242,50 | 80,83 |
| **A0R1** | 84,50 | 83,50 | 82,00 | 250,00 | 83,33 |
| **A0R2** | 83,00 | 84,75 | 83,75 | 251,50 | 83,83 |
| **A0R3** | 82,75 | 84,00 | 88,25 | 255,00 | 85,00 |
| **A1R0** | 82,25 | 85,75 | 86,75 | 254,75 | 84,92 |
| **A1R1** | 84,75 | 83,50 | 88,50 | 256,75 | 85,58 |
| **A1R2** | 82,50 | 84,25 | 87,50 | 254,25 | 84,75 |
| **A1R3** | 82,00 | 84,50 | 86,50 | 253,00 | 84,33 |
| **A2R0** | 83,75 | 84,25 | 86,75 | 254,75 | 84,92 |
| **A2R1** | 80,75 | 82,50 | 85,00 | 248,25 | 82,75 |
| **A2R2** | 82,75 | 83,50 | 86,50 | 252,75 | 84,25 |
| **A2R3** | 87,25 | 84,25 | 87,25 | 258,75 | 86,25 |
| **A3R0** | 84,00 | 85,00 | 85,75 | 254,75 | 84,92 |
| **A3R1** | 80,00 | 83,50 | 87,00 | 250,50 | 83,50 |
| **A3R2** | 85,75 | 82,75 | 86,00 | 254,50 | 84,83 |
| **A3R3** | 82,25 | 82,50 | 83,75 | 248,50 | 82,83 |
| **TOTAL** | 1328,50 | 1338,75 | 1373,25 | 4040,50 | 1346,83 |
| **RATA-RATA** | 83,03 | 83,67 | 85,83 | 252,53 | 84,18 |

TABEL DUA ARAH

| AZOLLA | MOL | | | | TOTAL | RATA-RATA |
|---|---|---|---|---|---|---|
| | R0 | R1 | R2 | R3 | | |
| **A0** | 242,50 | 250,00 | 251,50 | 255,00 | 999,00 | 249,75 |
| **A1** | 254,75 | 256,75 | 254,25 | 253,00 | 1018,75 | 254,69 |
| **A2** | 254,75 | 248,25 | 252,75 | 258,75 | 1014,50 | 253,63 |
| **A3** | 254,75 | 250,50 | 254,50 | 248,50 | 1008,25 | 252,06 |
| **TOTAL** | 1006,75 | 1005,50 | 1013,00 | 1015,25 | 4040,50 | 1010,13 |
| **RATA-RATA** | 251,69 | 251,38 | 253,25 | 253,81 | 1010,13 | 252,53 |

ANALISIS RAGAM

| SK | DB | JK | KT | F Hitung | F Tabel | | Notasi |
|---|---|---|---|---|---|---|---|
| | | | | | 5% | 1% | |
| **Ulangan** | 2 | 68,71 | 34,35 | 15,99 | 3,32 | 5,39 | ** |
| **Perlakuan** | 15 | 77,08 | 5,14 | 2,39 | 2,01 | 2,70 | * |
| **A** | 3 | 18,40 | 6,13 | 2,85 | 2,92 | 4,51 | Ns |
| **R** | 3 | 5,61 | 1,87 | 0,87 | 2,92 | 4,51 | Ns |
| **A x R** | 9 | 53,07 | 5,90 | 2,74 | 2,21 | 3,07 | * |
| **Galat** | 30 | 64,46 | 2,15 | | | | |
| **Total** | 47 | 210,24 | | | | | |
| | KK | 1,741 | | | | | |

Lampiran 4. Tinggi Tanaman 45 hst

Variabel : **Tinggi Tanaman 45 hst**

Desain : RAK Faktorial.

| TANAMAN | ULANGAN | | | JUMLAH | RATA-RATA |
|---|---|---|---|---|---|
| | 1 | 2 | 3 | | |
| **A0R0** | 54,75 | 53,75 | 54,50 | 163,00 | 54,33 |
| **A0R1** | 58,00 | 56,25 | 53,75 | 168,00 | 56,00 |
| **A0R2** | 59,75 | 59,75 | 60,25 | 179,75 | 59,92 |
| **A0R3** | 62,75 | 63,00 | 62,75 | 188,50 | 62,83 |
| **A1R0** | 60,00 | 60,50 | 60,00 | 180,50 | 60,17 |
| **A1R1** | 60,50 | 61,00 | 62,75 | 184,25 | 61,42 |
| **A1R2** | 61,50 | 60,75 | 61,00 | 183,25 | 61,08 |
| **A1R3** | 59,75 | 57,50 | 57,25 | 174,50 | 58,17 |
| **A2R0** | 58,75 | 59,25 | 60,00 | 178,00 | 59,33 |
| **A2R1** | 63,75 | 61,75 | 61,50 | 187,00 | 62,33 |
| **A2R2** | 57,50 | 58,00 | 58,75 | 174,25 | 58,08 |
| **A2R3** | 58,00 | 58,25 | 58,50 | 174,75 | 58,25 |
| **A3R0** | 62,00 | 56,75 | 57,25 | 176,00 | 58,67 |
| **A3R1** | 57,25 | 58,25 | 58,25 | 173,75 | 57,92 |
| **A3R2** | 57,25 | 56,50 | 57,00 | 170,75 | 56,92 |
| **A3R3** | 54,50 | 59,00 | 60,00 | 173,50 | 57,83 |
| **JUMLAH** | 946,00 | 940,25 | 943,50 | 2829,75 | 943,25 |
| **RATA-RATA** | 59,13 | 58,77 | 58,97 | 176,86 | 58,95 |

Tabel Dua Arah

| AZOLLA | MOL | | | | TOTAL | RATA-RATA |
|---|---|---|---|---|---|---|
| | R0 | R1 | R2 | R3 | | |
| **A0** | 163,00 | 168,00 | 179,75 | 188,50 | 699,25 | 174,81 |
| **A1** | 180,50 | 184,25 | 183,25 | 174,50 | 722,50 | 180,63 |
| **A2** | 178,00 | 187,00 | 174,25 | 174,75 | 714,00 | 178,50 |
| **A3** | 176,00 | 173,75 | 170,75 | 173,50 | 694,00 | 173,50 |
| **TOTAL** | 697,50 | 713,00 | 708,00 | 711,25 | 2829,75 | 707,44 |

Analisis Ragam

| SK | DB | JK | KT | F Hitung | F Tabel | | Notasi |
|---|---|---|---|---|---|---|---|
| | | | | | 5% | 1% | |
| **Ulangan** | 2 | 1,04 | 0,52 | 0,28 | 3,32 | 5,39 | Ns |
| **Perlakuan** | 15 | 234,37 | 15,62 | 8,44 | 2,01 | 2,70 | ** |
| **A** | 3 | 43,13 | 14,38 | 7,76 | 2,92 | 4,51 | ** |
| **R** | 3 | 12,05 | 4,02 | 2,17 | 2,92 | 4,51 | Ns |
| **A x R** | 9 | 179,20 | 19,91 | 10,75 | 2,21 | 3,07 | ** |
| **Galat** | 30 | 55,54 | 1,85 | | | | |
| **Total** | 47 | 290,96 | | | | | |
| | KK | 2,31 | | | | | |

Lampiran 7. Jumlah Anakan Produktif.

Variabel : **Jumlah Anakan Produktif.**

Desain : RAK Faktorial.

| PERLAKUAN | ULANGAN | | | JUMLAH | RATA-RATA |
|---|---|---|---|---|---|
| | 1 | 2 | 3 | | |
| **A0R0** | 9,50 | 12,00 | 11,25 | 32,75 | 10,92 |
| **A0R1** | 11,00 | 14,75 | 15,00 | 40,75 | 13,58 |
| **A0R2** | 14,50 | 13,50 | 15,25 | 43,25 | 14,42 |
| **A0R3** | 12,00 | 14,25 | 17,50 | 43,75 | 14,58 |
| **A1R0** | 16,00 | 16,00 | 18,50 | 50,50 | 16,83 |
| **A1R1** | 15,50 | 16,00 | 21,50 | 53,00 | 17,67 |
| **A1R2** | 14,00 | 15,75 | 17,50 | 47,25 | 15,75 |
| **A1R3** | 15,50 | 15,50 | 14,75 | 45,75 | 15,25 |
| **A2R0** | 14,50 | 15,75 | 21,25 | 51,50 | 17,17 |
| **A2R1** | 15,50 | 13,75 | 21,25 | 50,50 | 16,83 |
| **A2R2** | 15,50 | 16,00 | 24,00 | 55,50 | 18,50 |
| **A2R3** | 12,75 | 15,25 | 15,75 | 43,75 | 14,58 |
| **A3R0** | 16,50 | 14,00 | 15,50 | 46,00 | 15,33 |
| **A3R1** | 15,50 | 15,25 | 16,75 | 47,50 | 15,83 |
| **A3R2** | 17,50 | 17,00 | 16,50 | 51,00 | 17,00 |
| **A3R3** | 16,00 | 17,50 | 15,75 | 49,25 | 16,42 |
| **TOTAL** | 231,75 | 242,25 | 278,00 | 752,00 | 250,67 |
| **RATA-RATA** | 14,48 | 15,14 | 17,38 | 47,00 | 15,67 |

TABEL DUA ARAH

| AZOLLA | MOL | | | | TOTAL | RATA-RATA |
|---|---|---|---|---|---|---|
| | R0 | R1 | R2 | R3 | | |
| **A0** | 32,75 | 40,75 | 43,25 | 43,75 | 160,50 | 40,13 |
| **A1** | 50,50 | 53,00 | 47,25 | 45,75 | 196,50 | 49,13 |
| **A2** | 51,50 | 50,50 | 55,50 | 43,75 | 201,25 | 50,31 |
| **A3** | 46,00 | 47,50 | 51,00 | 49,25 | 193,75 | 48,44 |
| **TOTAL** | 180,75 | 191,75 | 197,00 | 182,50 | 752,00 | 188,00 |
| **RATA-RATA** | 45,19 | 47,94 | 49,25 | 45,63 | 188,00 | 47,00 |

ANALISIS RAGAM

| SK | DB | JK | KT | F Hitung | F Tabel | | Notasi |
|---|---|---|---|---|---|---|---|
| | | | | | 5% | 1% | |
| **Ulangan** | 2 | 73,49 | 36,74 | 10,65 | 3,32 | 5,39 | ** |
| **Perlakuan** | 15 | 151,42 | 10,09 | 2,93 | 2,01 | 2,70 | ** |
| **A** | 3 | 86,43 | 28,81 | 8,35 | 2,92 | 4,51 | ** |
| **R** | 3 | 14,82 | 4,94 | 1,43 | 2,92 | 4,51 | Ns |
| **A x R** | 9 | 50,17 | 5,57 | 1,62 | 2,21 | 3,07 | Ns |
| **Galat** | 30 | 103,51 | 3,45 | | | | |
| **Total** | 47 | 328,42 | | | | | |
| | KK | 11,857 | | | | | |

Lampiran 9. Berat Gabah Perplot

Variabel : Berat Gabah Perplot

Desain : RAK Faktorial.

| PERLAKUAN | ULANGAN | | | JUMLAH | RATA-RATA |
|---|---|---|---|---|---|
| | 1 | 2 | 3 | | |
| **A0R0** | 175,00 | 166,00 | 192,50 | 533,50 | 177,83 |
| **A0R1** | 297,50 | 227,50 | 263,00 | 788,00 | 262,67 |
| **A0R2** | 332,50 | 314,50 | 280,50 | 927,50 | 309,17 |
| **A0R3** | 262,50 | 246,00 | 223,00 | 731,50 | 243,83 |
| **A1R0** | 245,00 | 262,50 | 297,00 | 804,50 | 268,17 |
| **A1R1** | 315,00 | 263,50 | 350,00 | 928,50 | 309,50 |
| **A1R2** | 227,50 | 350,00 | 367,50 | 945,00 | 315,00 |
| **A1R3** | 263,50 | 245,00 | 365,00 | 873,50 | 291,17 |
| **A2R0** | 228,00 | 315,00 | 332,00 | 875,00 | 291,67 |
| **A2R1** | 297,50 | 245,50 | 385,00 | 928,00 | 309,33 |
| **A2R2** | 210,00 | 280,50 | 280,00 | 770,50 | 256,83 |
| **A2R3** | 230,00 | 332,50 | 261,50 | 824,00 | 274,67 |
| **A3R0** | 367,50 | 299,50 | 367,00 | 1034,00 | 344,67 |
| **A3R1** | 298,50 | 280,00 | 401,50 | 980,00 | 326,67 |
| **A3R2** | 247,50 | 245,00 | 332,50 | 825,00 | 275,00 |
| **A3R3** | 299,00 | 284,50 | 283,50 | 867,00 | 289,00 |
| **TOTAL** | 4296,50 | 4357,50 | 4981,50 | 13635,50 | 4545,17 |
| **RATA-RATA** | 268,53 | 272,34 | 311,34 | 852,22 | 284,07 |

TABEL DUA ARAH

| AZOLLA | MOL | | | | TOTAL | RATA-RATA |
|---|---|---|---|---|---|---|
| | R0 | R1 | R2 | R3 | | |
| **A0** | 533,50 | 788,00 | 927,50 | 731,50 | 2980,50 | 745,13 |
| **A1** | 804,50 | 928,50 | 945,00 | 873,50 | 3551,50 | 887,88 |
| **A2** | 875,00 | 928,00 | 770,50 | 824,00 | 3397,50 | 849,38 |
| **A3** | 1034,00 | 980,00 | 825,00 | 867,00 | 3706,00 | 926,50 |
| **TOTAL** | 3247,00 | 3624,50 | 3468,00 | 3296,00 | 13635,50 | 3408,88 |
| **RATA-RATA** | 811,75 | 906,13 | 867,00 | 824,00 | 3408,88 | 852,22 |

ANALISIS RAGAM

| SK | DB | JK | KT | F Hitung | F Tabel | | Notasi |
|---|---|---|---|---|---|---|---|
| | | | | | 5% | 1% | |
| **Ulangan** | 2 | 17965,04 | 8982,52 | 5,00 | 3,32 | 5,39 | * |
| **Perlakuan** | 15 | 69056,99 | 4603,80 | 2,56 | 2,01 | 2,70 | * |
| **A** | 3 | 24354,97 | 8118,32 | 4,52 | 2,92 | 4,51 | ** |
| **R** | 3 | 7411,18 | 2470,39 | 1,37 | 2,92 | 4,51 | Ns |
| **A x M** | 9 | 37290,84 | 4143,43 | 2,31 | 2,21 | 3,07 | * |
| **Galat** | 30 | 53914,96 | 1797,17 | | | | |
| **Total** | 47 | 140936,99 | | | | | |
| | KK | 14,923 | | | | | |

Lampiran 10. Berat Berangkasan Basah

Variabel : **Berat Berangkasan Basah**

Desain : RAK Faktorial.

| PERLAKUAN | ULANGAN | | | JUMLAH | RATA-RATA |
|---|---|---|---|---|---|
| | 1 | 2 | 3 | | |
| **A0R0** | 98,00 | 99,00 | 92,50 | 289,50 | 96,50 |
| **A0R1** | 97,75 | 107,00 | 115,00 | 319,75 | 106,58 |
| **A0R2** | 110,00 | 112,50 | 110,00 | 332,50 | 110,83 |
| **A0R3** | 107,50 | 111,50 | 119,00 | 338,00 | 112,67 |
| **A1R0** | 100,50 | 109,00 | 104,50 | 314,00 | 104,67 |
| **A1R1** | 109,00 | 104,00 | 107,75 | 320,75 | 106,92 |
| **A1R2** | 114,75 | 111,00 | 106,50 | 332,25 | 110,75 |
| **A1R3** | 110,25 | 117,50 | 112,25 | 340,00 | 113,33 |
| **A2R0** | 111,25 | 113,75 | 111,00 | 336,00 | 112,00 |
| **A2R1** | 107,75 | 114,00 | 107,50 | 329,25 | 109,75 |
| **A2R2** | 102,50 | 111,00 | 110,50 | 324,00 | 108,00 |
| **A2R3** | 120,50 | 121,50 | 112,00 | 354,00 | 118,00 |
| **A3R0** | 110,00 | 116,75 | 109,25 | 336,00 | 112,00 |
| **A3R1** | 104,25 | 105,75 | 111,00 | 321,00 | 107,00 |
| **A3R2** | 119,50 | 111,50 | 110,25 | 341,25 | 113,75 |
| **A3R3** | 110,00 | 103,75 | 108,50 | 322,25 | 107,42 |
| **TOTAL** | 1733,50 | 1769,50 | 1747,50 | 5250,50 | 1750,17 |
| **RATA-RATA** | 108,34 | 110,59 | 109,22 | 328,16 | 109,39 |

TABEL DUA ARAH

| AZOLLA | MOL | | | | TOTAL | RATA-RATA |
|---|---|---|---|---|---|---|
| | R0 | R1 | R2 | R3 | | |
| **A0** | 289,50 | 319,75 | 332,50 | 338,00 | 1279,75 | 319,94 |
| **A1** | 314,00 | 320,75 | 332,25 | 340,00 | 1307,00 | 326,75 |
| **A2** | 336,00 | 329,25 | 324,00 | 354,00 | 1343,25 | 335,81 |
| **A3** | 336,00 | 321,00 | 341,25 | 322,25 | 1320,50 | 330,13 |
| **TOTAL** | 1275,50 | 1290,75 | 1330,00 | 1354,25 | 5250,50 | 1312,63 |
| **RATA-RATA** | 318,88 | 322,69 | 332,50 | 338,56 | 1312,63 | 328,16 |

ANALISIS RAGAM

| SK | DB | JK | KT | F Hitung | F Tabel | | Notasi |
|---|---|---|---|---|---|---|---|
| | | | | | 5% | 1% | |
| **Ulangan** | 2 | 41,17 | 20,58 | 1,07 | 3,32 | 5,39 | Ns |
| **Perlakuan** | 15 | 1053,33 | 70,22 | 3,64 | 2,01 | 2,70 | ** |
| **A** | 3 | 176,03 | 58,68 | 3,04 | 2,92 | 4,51 | * |
| **R** | 3 | 324,28 | 108,09 | 5,60 | 2,92 | 4,51 | ** |
| **A x R** | 9 | 553,03 | 61,45 | 3,18 | 2,21 | 3,07 | ** |
| **Galat** | 30 | 579,25 | 19,31 | | | | |
| **Total** | 47 | 1673,74 | | | | | |
| | KK | 4,017 | | | | | |

Lampiran 13. Analisis Mol kulit Pisang.

KEMENTERIAN RISET, TEKNOLOGI, DAN PENDIDIKAN TINGGI
**POLITEKNIK NEGERI JEMBER**
Jalan Mastrip Kotak Pos 164 Jember 68101 Telp. (0331) 333532-34; Fax. (0331) 333531
Email : politeknik@polije.ac.id; Laman: www.polije.ac.id

**LAPORAN HASIL ANALISA**
**No: 114/PL17.12/BIOSAIN-ANALISA/2019**

Tanggal selesai analisa : 24 Juni 2019
Nama Pemohon : Nanang Dwi Warnada
Alamat Pemohon : Bondowoso
Jenis Sampel : Mol Kulit Pisang
Jumlah Sampel : 1 sampel

**Hasil Analisa*) :**

| No. | Jenis Analisa | Satuan | Hasil Analisa | Metode Analisa |
|---|---|---|---|---|
| 1. | N- Total | % | 0,059 | Kjeldahl, Titrimetry |
| 2. | $P_2O_5$ | % | 0,061 | Oksidasi basah, $HNO_3$+$HClO_4$,molibdovanadat, Spectrometry |
| 3. | $K_2O$ | % | 0,185 | Oksidasi basah, $HNO_3$+$HClO_4$,AAS, Flamephotometry |
| 4. | C-Organik | % | 1,464 | Spectrometry (Metode Walkley & Black) |
| 5. | pH | | 3,950 | pH meter |

Ket: *) Hasil analisa tersebut sesuai dengan sampel yang kami terima, tanpa adanya modifikasi yang mempengaruhi hasil analisa.
*) Nilai hasil analisis yang tercantum hanya berlaku bagi sampel yang kami terima tersebut diatas.

Jember, 24 Juni 2019
Kepala UPT Laboratorium Biosain,

Netty Ermawati, Ph.D.
NIP. 19750818 200812 2 002

Standart mutu pupuk cair organik

| No | Parameter Analisa | Satuan | Standar Mutu |
|---|---|---|---|
| **1** | Nitrogen Total | % | 3-6 |
| **2** | Phospat ($P_2O_5$) | % | 3-6 |
| **3** | Kalium ($K_2O$) | % | 3-6 |
| **4** | C-Organik | % | 6 |
| **5** | Ph | % | 4-9 |

Sumber : Peraturan Menteri Pertanian. NOMOR 70/Permentan/SR.140/10/2011

Lampiran 12. Analisis Tanah

KEMENTERIAN RISET, TEKNOLOGI, DAN PENDIDIKAN TINGGI
**POLITEKNIK NEGERI JEMBER**
Jalan Mastrip Kotak Pos 164 Jember 68101 Telp. (0331) 333532-34; Fax. (0331) 333531
Email : politeknik@polije.ac.id; Laman: www.polije.ac.id

**LAPORAN HASIL ANALISA**
**No: 106/PL17.12/BIOSAIN-ANALISA/2019**

Tanggal selesai analisa : 31 Mei 2019
Nama Pemohon : Fahrizal Dwi M.
Alamat Pemohon : Universitas Muhammadiah, Jember
Jenis Sampel : Tanah
Jumlah Sampel : 1 sampel

**Hasil Analisa*) :**

| No. | Jenis Analisa | Satuan | Hasil Analisa | Metode Analisa |
|---|---|---|---|---|
| 1. | Nitrogen Total | % | 0,229 | Kjeldahl, Titrimetry |
| 2. | P ($P_2O_5$) | % | 0,022 | Oksidasi basah, Spectrometry |
| 3. | K ($K_2O$) | % | 0,100 | Oksidasi basah, AAS, |

Keterangan: *) Hasil analisa tersebut sesuai dengan sampel yang kami terima, tanpa adanya modifikasi yang mempengaruhi hasil analisa.
*) Nilai hasil analisis yang tercantum hanya berlaku bagi sampel yang kami terima tersebut diatas.

Jember, 11 Juni 2019
Kepala UPT Laboratorium Biosain,

**Netty Ermawati, PhD.**
**NIP. 19750818 200812 2 002**

*Smart, Innovative, Professional*

Standart mutu kualitas tanah berdasarkan prosentase unsur hara

| Parameter | Satuan | SR | R | S | T | ST |
|---|---|---|---|---|---|---|
| N-Total | % | > 0,10 | 0,10-0,20 | 0,21-0,50 | 0,51-0,75 | > 0,75 |
| P-tsd | Ppm | > 5 | 5-10 | 10-18 | 19-25 | >25 |
| K-tsd | Ppm | > 40 | 40-80 | 80-160 | 160-240 | >240 |

Lampiran 14. Curah Hujan

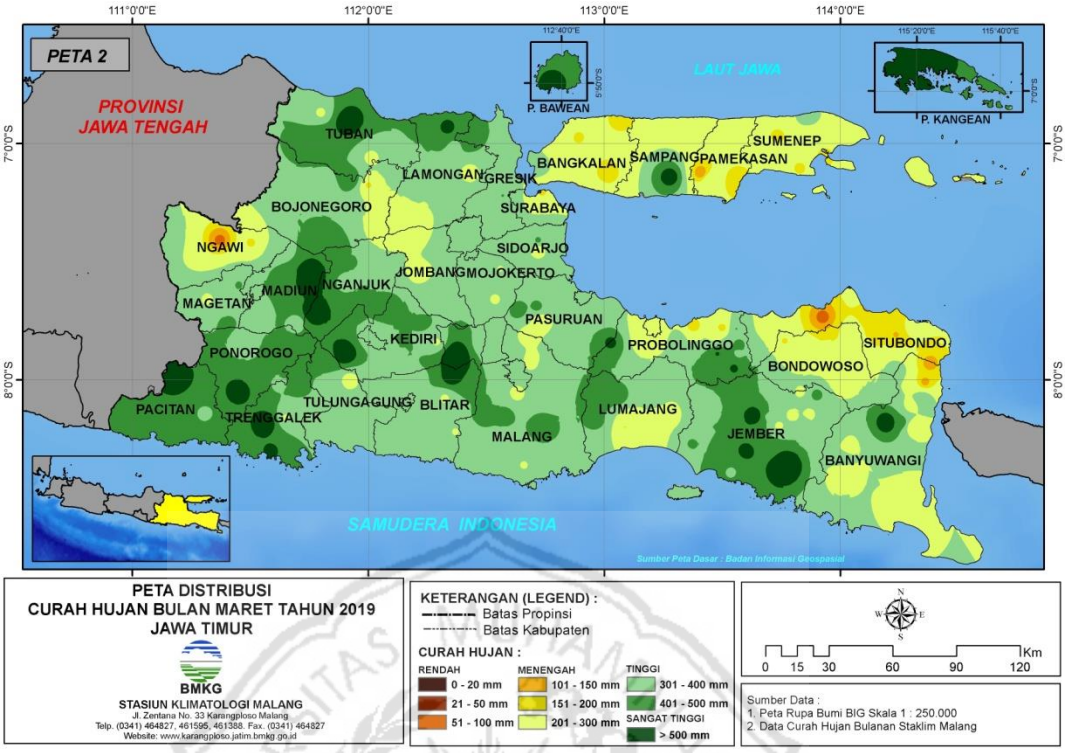


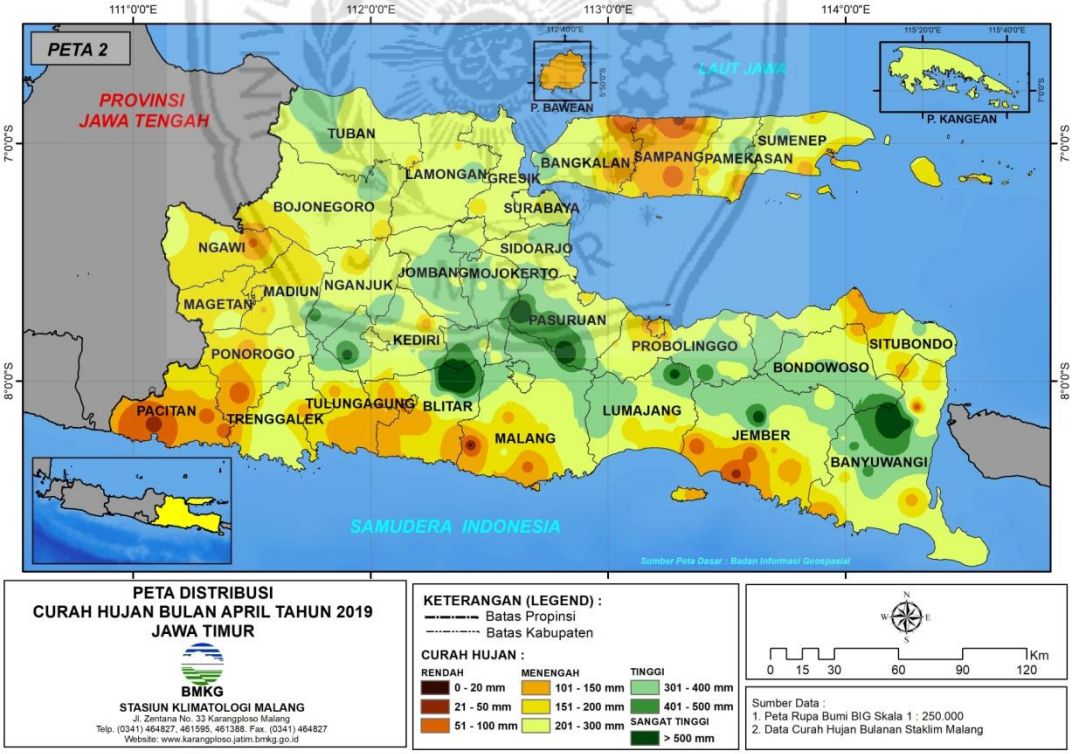

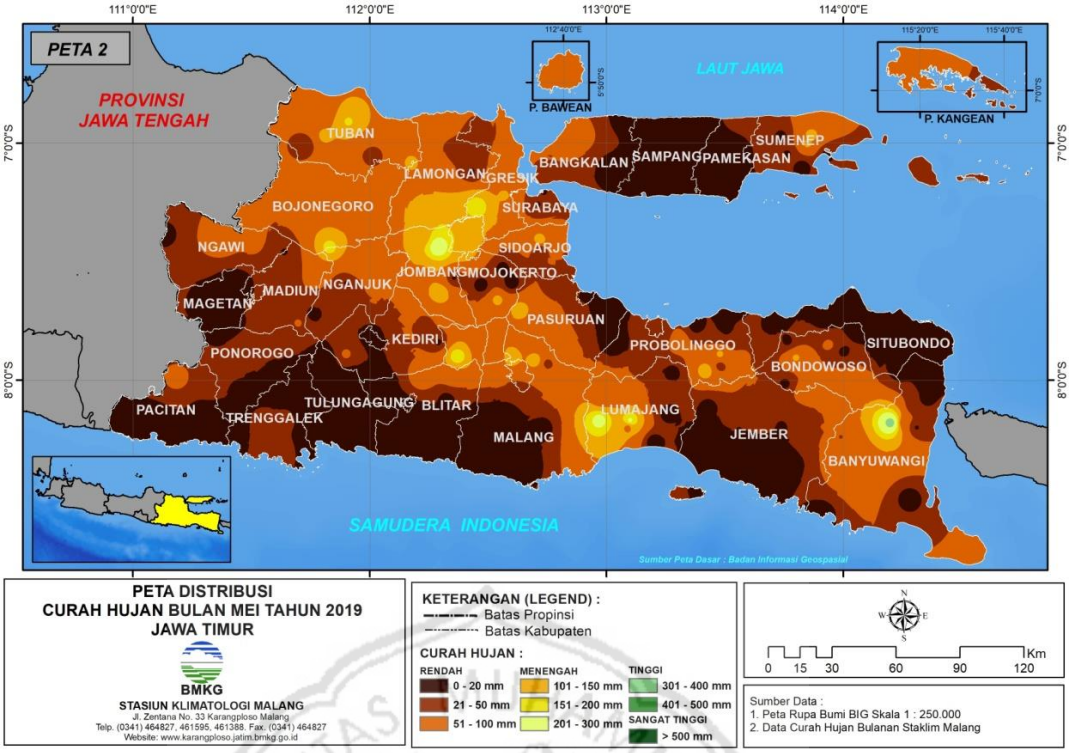
PETA 2
PROVINSI JAWA TENGAH
LAUT JAWA
SAMUDERA INDONESIA
P. BAWEAN
P. KANGEAN
111°0'0"E
112°0'0"E
113°0'0"E
114°0'0"E
7°0'0"S
8°0'0"S
TUBAN
LAMONGAN
GRESIK
BANGKALAN
SAMPANG
PAMEKASAN
SUMENEP
BOJONEGORO
SURABAYA
NGAWI
SIDOARJO
JOMBANG
MOJOKERTO
MADIUN
NGANJUK
MAGETAN
PASURUAN
KEDIRI
PONOROGO
PROBOLINGGO
SITUBONDO
BONDOWOSO
PACITAN
TULUNGAGUNG
BLITAR
TRENGGALEK
LUMAJANG
MALANG
JEMBER
BANYUWANGI
Sumber Peta Dasar : Badan Informasi Geospasial
PETA DISTRIBUSI
CURAH HUJAN BULAN MEI TAHUN 2019
JAWA TIMUR
BMKG
STASIUN KLIMATOLOGI MALANG
Jl. Zentana No. 33 Karangploso Malang
Telp. (0341) 464827, 461595, 461388. Fax. (0341) 464827
Website: www.karangploso.jatim.bmkg.go.id
KETERANGAN (LEGEND) :
Batas Propinsi
Batas Kabupaten
CURAH HUJAN :
RENDAH
0 - 20 mm
21 - 50 mm
51 - 100 mm
MENENGAH
101 - 150 mm
151 - 200 mm
201 - 300 mm
TINGGI
301 - 400 mm
401 - 500 mm
SANGAT TINGGI
> 500 mm
N
W
E
S
0 15 30 60 90 120 Km
Sumber Data :
1. Peta Rupa Bumi BIG Skala 1 : 250.000
2. Data Curah Hujan Bulanan Staklim Malang

Lampiran 14. Produksi Gabah

| Provinsi | Luas Panen Januari–Desember 2018 (Ha) | Produksi GKG ( Ton-GKG) | Produksi Beras (Ton-Beras) | Konsumsi (Ton-Beras) | Neraca (Ton Beras) |
|---|---|---|---|---|---|
| (1) | (2) | | | | |
| [3501] PACITAN | 19,987 | 93,787 | 53,875 | 60,375 | -6,500 |
| [3502] PONOROGO | 65,229 | 377,367 | 216,778 | 94,817 | 121,961 |
| [3503] TRENGGALEK | 20,863 | 104,712 | 60,149 | 75,674 | -15,525 |
| [3504] TULUNGAGUNG | 35,230 | 219,252 | 125,950 | 112,742 | 13,208 |
| [3505] BLITAR | 37,579 | 221,520 | 127,250 | 126,052 | 1,198 |
| [3506] KEDIRI | 37,618 | 220,453 | 126,639 | 170,772 | -44,133 |
| [3507] MALANG | 52,579 | 284,583 | 163,476 | 282,248 | -118,772 |
| [3508] LUMAJANG | 61,372 | 342,752 | 196,889 | 113,233 | 83,656 |
| [3509] JEMBER | 133,394 | 745,410 | 428,196 | 265,792 | 162,404 |
| [3510] BANYUWANGI | 84,891 | 532,815 | 306,073 | 175,295 | 130,778 |
| [3511] BONDOWOSO | 56,466 | 282,307 | 162,170 | 84,105 | 78,065 |
| [3512] SITUBONDO | 33,291 | 186,375 | 107,063 | 74,048 | 33,015 |
| [3513] PROBOLINGGO | 39,297 | 179,915 | 103,352 | 126,552 | -23,200 |
| [3514] PASURUAN | 56,417 | 327,338 | 188,036 | 176,045 | 11,991 |
| [3515] SIDOARJO | 35,445 | 239,183 | 137,398 | 241,408 | -104,010 |
| [3516] MOJOKERTO | 52,090 | 309,535 | 177,813 | 120,743 | 57,070 |
| [3517] JOMBANG | 70,631 | 439,002 | 252,184 | 137,061 | 115,123 |
| [3518] NGANJUK | 68,110 | 404,586 | 232,413 | 114,551 | 117,862 |
| [3519] MADIUN | 72,604 | 425,023 | 244,153 | 74,202 | 169,951 |
| [3520] MAGETAN | 49,644 | 315,400 | 181,181 | 68,489 | 112,692 |
| [3521] NGAWI | 124,202 | 753,199 | 432,672 | 90,401 | 342,271 |
| [3522] BOJONEGORO | 141,665 | 757,441 | 435,109 | 135,792 | 299,317 |
| [3523] TUBAN | 106,057 | 598,039 | 343,543 | 127,223 | 216,320 |
| [3524] LAMONGAN | 151,884 | 924,212 | 530,909 | 129,472 | 401,437 |
| [3525] GRESIK | 60,406 | 362,252 | 208,093 | 141,465 | 66,628 |
| [3526] BANGKALAN | 41,679 | 247,867 | 142,388 | 106,604 | 35,784 |
| [3527] SAMPANG | 41,722 | 208,665 | 119,869 | 105,473 | 14,396 |
| [3528] PAMEKASAN | 22,883 | 118,139 | 67,864 | 94,907 | -27,043 |
| [3529] SUMENEP | 41,062 | 230,486 | 132,402 | 118,181 | 14,221 |
| [3571] KEDIRI | 2,574 | 16,659 | 9,570 | 31,097 | -21,527 |
| [3572] BLITAR | 735 | 5,137 | 2,951 | 15,354 | -12,403 |
| [3573] MALANG | 1,802 | 10,140 | 5,823 | 94,321 | -88,498 |
| [3574] PROBOLINGGO | 1,227 | 5,940 | 3,414 | 25,610 | -22,196 |
| [3575] PASURUAN | 2,161 | 14,029 | 8,060 | 21,678 | -13,618 |
| [3576] MOJOKERTO | 773 | 4,903 | 2,817 | 13,966 | -11,149 |
| [3577] MADIUN | 1,406 | 8,662 | 4,976 | 19,242 | -14,266 |
| [3578] SURABAYA | 2,762 | 14,519 | 8,340 | 314,241 | -305,901 |
| [3579] BATU | 963 | 6,318 | 3,629 | 22,408 | -18,779 |
| **[3500] JAWA TIMUR** | **1,828,700** | **10,537,922** | **6,053,922** | **4,301,639** | **1,751,828** |

Luas Panen dan Produksi Padi di Jawa Timur 2018

Lampiran 15. Deskripsi Varietas Ciherang

| | |
|---|---|
| Komoditas | : Padi sawah irigasi |
| Tahun | : 2000 |
| Anakan Produktif | : 14-17 batang |
| Anjuran | : Cocok ditanam pada musim hujan dan kemarau dengan ketinggian di bawah 500 m dpl |
| Asal Persilangan | : IR18349-53-1-3-1-3/IR19661-131-3-1//IR19661-131-3-1-///IR64/////IR64 |
| Bentuk Gabah | : Panjang ramping |
| Bobot | : 1000 butir = 27-28 gr |
| Golongan | : Cere |
| Hasil | : 5-8,5 t/ha |
| Nomor Pedigiri | : S3383-Id-Pn-41-3-1 |
| Tahan Hama | : Wereng coklat biotipe 2 dan 3 |
| Tahan Penyakit | : Bakteri Hawar Daun (HBD) strain III dan IV |
| Tekstur Nasi | : Pulen |
| Tinggi Tanaman | : 107-115 cm |
| Umur Tanaman | : 116-125 hari |
| Warna Gabah | : Kuning bersih |
| Keterangan | : Tahan terhadap wereng coklat biotipe 2 dan agak tahan biotipe 3. Tahan terhadap hawar daun bakteri strain III dan IV. Baik ditanam di lahan sawah irigasi dataran rendah sampai 500 m dpl |
| Status | : Komersial |
| Kontak | : Balai Besar Penelitian Tanaman Padi |