




**LAMPIRAN 1**  
**Pengantar Kuesioner**



**LAMPIRAN 10**  
**DOKUMENTASI**







**LAMPIRAN 7**

**Hasil Uji Reliabilitas**

# UJI RELIABILITAS

## 1. Pelatihan

```
RELIABILITY  
/VARIABLES=X1.1 X1.2 X1.3 X1.4 X1.5 X1  
/SCALE('ALL VARIABLES') ALL  
  
/MODEL=ALPHA.
```

### Case Processing Summary

		N	%
Cases	Valid	56	100.0
	Excluded <sup>a</sup>	0	.0
	Total	56	100.0

a. Listwise deletion based on all variables in the procedure.

### Reliability Statistics

Cronbach's Alpha	N of Items
.798	6

## 2. Disiplin

```
RELIABILITY  
/VARIABLES=X2.1 X2.2 X2.3 X2.4 X2.5 X2  
/SCALE('ALL VARIABLES') ALL  
  
/MODEL=ALPHA.
```

### Case Processing Summary

		N	%
Cases	Valid	56	100.0
	Excluded <sup>a</sup>	0	.0
	Total	56	100.0

a. Listwise deletion based on all variables in the procedure.

### Reliability Statistics

Cronbach's Alpha	N of Items
.750	6

### 3. Pengawasan Kerja

```
RELIABILITY  
/VARIABLES=X3.1 X3.2 X3.3 X3.4 X3.5 X3  
/SCALE('ALL VARIABLES') ALL  
  
/MODEL=ALPHA.
```

#### Case Processing Summary

		N	%
Cases	Valid	56	100.0
	Excluded <sup>a</sup>	0	.0
	Total	56	100.0

a. Listwise deletion based on all variables in the procedure.

#### Reliability Statistics

Cronbach's Alpha	N of Items
.772	6



## 4. Kinerja Pegawai

```
RELIABILITY  
/VARIABLES=Y1 Y2 Y3 Y4 Y5 Y  
/SCALE('ALL VARIABLES') ALL  
  
/MODEL=ALPHA.
```

### Case Processing Summary

		N	%
Cases	Valid	56	100.0
	Excluded <sup>a</sup>	0	.0
	Total	56	100.0

a. Listwise deletion based on all variables in the procedure.

### Reliability Statistics

Cronbach's Alpha	N of Items
.786	6



**LAMPIRAN 8**

**Hasil Analisis Regresi**

**Linear Berganda**

# Analisis Regresi Linear Berganda

```

REGRESSION
  /MISSING LISTWISE
  /STATISTICS COEFF OUTS R ANOVA COLLIN TOL CHANGE
  /CRITERIA=PIN(.05) POUT(.10)
  /NOORIGIN
  /DEPENDENT Y
  /METHOD=ENTER X1 X2 X3
  /SCATTERPLOT=( *ZRESID ,*ZPRED)
  /RESIDUALS HIST(ZRESID) NORM(ZRESID)

  /CASEWISE PLOT(ZRESID) OUTLIERS(3) .
  
```

## Regression

**Variables Entered/Removed<sup>b</sup>**

Model	Variables Entered	Variables Removed	Method
1	X3, X1, X2 <sup>a</sup>		Enter

a. All requested variables entered.

b. Dependent Variable: Y

**Model Summary<sup>b</sup>**

Model	R	R Square	Adjusted R Square	Std. Error of the Estimate	Change Statistics				
					R Square Change	F Change	df1	df2	Sig. F Change
1	.935 <sup>a</sup>	.874	.867	.894	.874	120.153	3	52	.000

a. Predictors: (Constant), X3, X1, X2

b. Dependent Variable: Y

**ANOVA<sup>b</sup>**

Model		Sum of Squares	df	Mean Square	F	Sig.
1	Regression	288.255	3	96.085	120.153	.000 <sup>a</sup>
	Residual	41.584	52	.800		
	Total	329.839	55			

a. Predictors: (Constant), X3, X1, X2

b. Dependent Variable: Y

**Coefficients<sup>a</sup>**

Model		Unstandardized Coefficients		Standardized Coefficients	t	Sig.	Collinearity Statistics	
		B	Std. Error	Beta			Tolerance	VIF
1	(Constant)	2.249	1.218		1.846	.071		
	X1	.746	.097	.811	7.706	.000	.219	4.570
	X2	.314	.138	.276	2.281	.027	.166	6.041
	X3	.457	.080	.458	5.727	.000	.379	2.640

a. Dependent Variable: Y

**Collinearity Diagnostics<sup>a</sup>**

Model	Dimensi on	Eigenvalue	Condition Index	Variance Proportions			
				(Constant)	X1	X2	X3
1	1	3.986	1.000	.00	.00	.00	.00
	2	.009	21.254	.77	.09	.01	.02
	3	.004	30.317	.04	.24	.01	.79
	4	.001	57.739	.19	.67	.99	.19

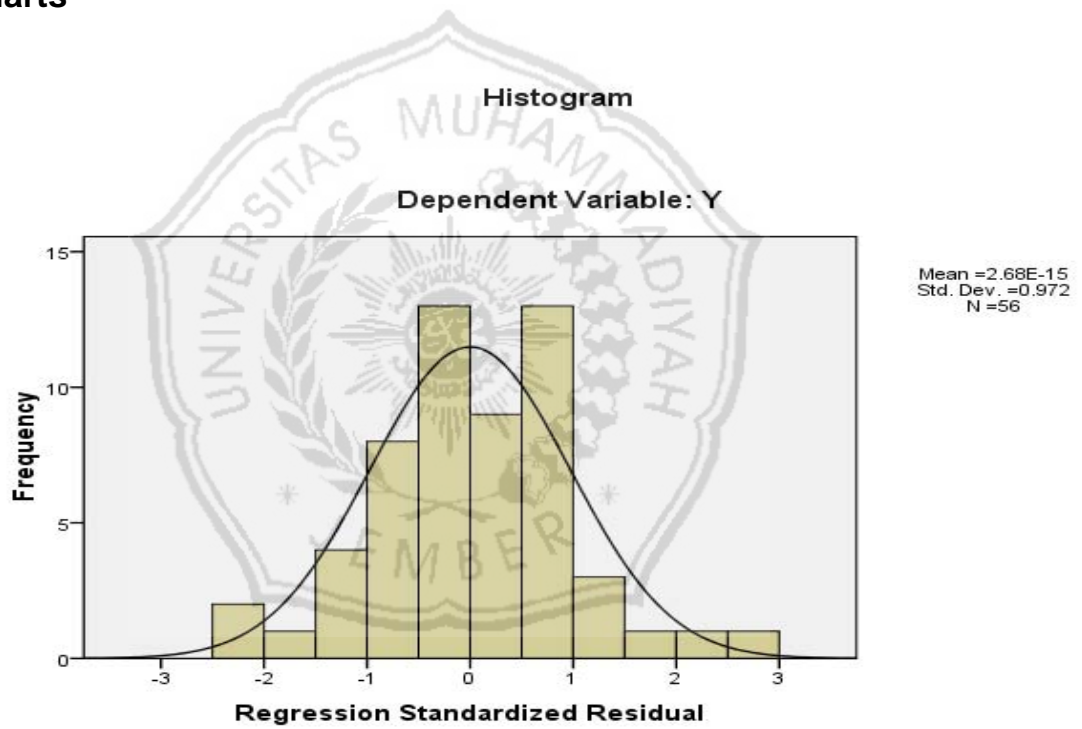
a. Dependent Variable: Y

**Residuals Statistics<sup>a</sup>**

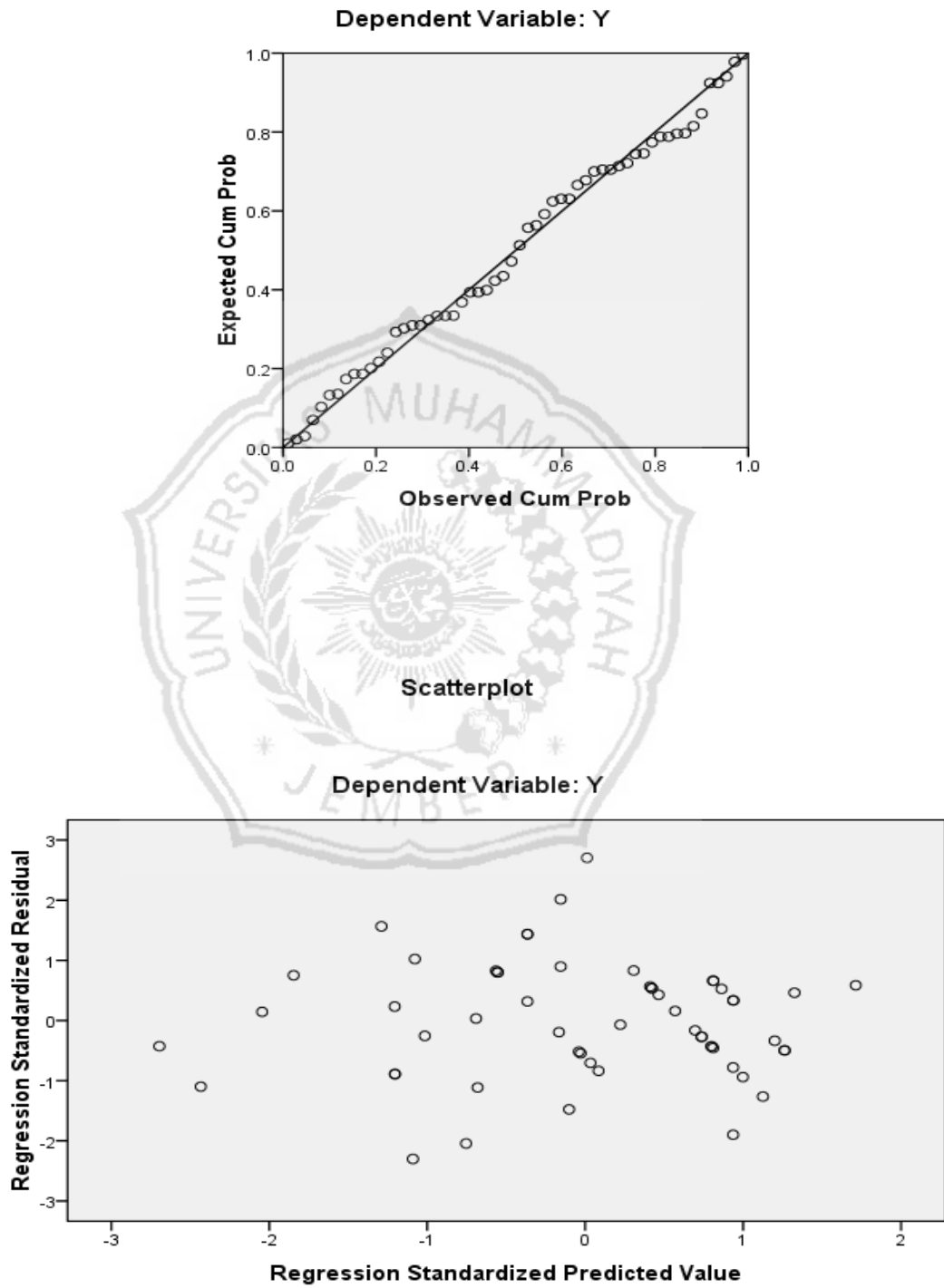
	Minimum	Maximum	Mean	Std. Deviation	N
Predicted Value	14.38	24.48	20.55	2.289	56
Residual	2.057	2.418	.000	.870	56
Std. Predicted Value	2.696	1.713	.000	1.000	56
Std. Residual	2.301	2.704	.000	.972	56

a. Dependent Variable: Y

## Charts



### Normal P-P Plot of Regression Standardized Residual





**LAMPIRAN 5**

**Frekuensi Pernyataan**

**Responden**

## Frekuensi Pernyataan Responden

### 1. Pelatihan

#### Statistics

		X1.1	X1.2	X1.3	X1.4	X1.5	X1
N	Valid	56	56	56	56	56	56
	Missing	0	0	0	0	0	0

#### X1.1

		Frequency	Percent	Valid Percent	Cumulative Percent
Valid	2	2	3.6	3.6	3.6
	3	9	16.1	16.1	19.6
	4	22	39.3	39.3	58.9
	5	23	41.1	41.1	100.0
Total		56	100.0	100.0	

#### X1.2

		Frequency	Percent	Valid Percent	Cumulative Percent
Valid	3	7	12.5	12.5	12.5
	4	33	58.9	58.9	71.4
	5	16	28.6	28.6	100.0
Total		56	100.0	100.0	



**X1.3**

	Frequency	Percent	Valid Percent	Cumulative Percent
Valid 2	2	3.6	3.6	3.6
3	8	14.3	14.3	17.9
4	26	46.4	46.4	64.3
5	20	35.7	35.7	100.0
Total	56	100.0	100.0	

**X1.4**

	Frequency	Percent	Valid Percent	Cumulative Percent
Valid 3	7	12.5	12.5	12.5
4	39	69.6	69.6	82.1
5	10	17.9	17.9	100.0
Total	56	100.0	100.0	

**X1.5**

	Frequency	Percent	Valid Percent	Cumulative Percent
Valid 3	7	12.5	12.5	12.5
4	31	55.4	55.4	67.9
5	18	32.1	32.1	100.0
Total	56	100.0	100.0	

**X1**

	Frequency	Percent	Valid Percent	Cumulative Percent
Valid 14	2	3.6	3.6	3.6
15	2	3.6	3.6	7.1
17	1	1.8	1.8	8.9
18	3	5.4	5.4	14.3
19	10	17.9	17.9	32.1
20	8	14.3	14.3	46.4
21	8	14.3	14.3	60.7
22	4	7.1	7.1	67.9
23	7	12.5	12.5	80.4
24	10	17.9	17.9	98.2
25	1	1.8	1.8	100.0
Total	56	100.0	100.0	

**2. Disiplin****Statistics**

	X2.1	X2.2	X2.3	X2.4	X2.5	X2
N Valid	56	56	56	56	56	56
Missing	0	0	0	0	0	0

**X2.1**

	Frequency	Percent	Valid Percent	Cumulative Percent
Valid 3	4	7.1	7.1	7.1
4	23	41.1	41.1	48.2
5	29	51.8	51.8	100.0
Total	56	100.0	100.0	

**X2.2**

	Frequency	Percent	Valid Percent	Cumulative Percent
Valid 2	2	3.6	3.6	3.6
3	9	16.1	16.1	19.6
4	22	39.3	39.3	58.9
5	23	41.1	41.1	100.0
Total	56	100.0	100.0	

**X2.3**

	Frequency	Percent	Valid Percent	Cumulative Percent
Valid 3	7	12.5	12.5	12.5
4	39	69.6	69.6	82.1
5	10	17.9	17.9	100.0
Total	56	100.0	100.0	

**X2.4**

	Frequency	Percent	Valid Percent	Cumulative Percent
Valid 2	1	1.8	1.8	1.8
3	6	10.7	10.7	12.5
4	26	46.4	46.4	58.9
5	23	41.1	41.1	100.0
Total	56	100.0	100.0	

**X2.5**

	Frequency	Percent	Valid Percent	Cumulative Percent
Valid 3	7	12.5	12.5	12.5
4	33	58.9	58.9	71.4
5	16	28.6	28.6	100.0
Total	56	100.0	100.0	

**X2**

	Frequency	Percent	Valid Percent	Cumulative Percent
Valid 15	1	1.8	1.8	1.8
16	1	1.8	1.8	3.6
17	2	3.6	3.6	7.1
18	3	5.4	5.4	12.5
19	2	3.6	3.6	16.1
20	11	19.6	19.6	35.7
21	13	23.2	23.2	58.9
22	4	7.1	7.1	66.1
23	13	23.2	23.2	89.3
24	5	8.9	8.9	98.2
25	1	1.8	1.8	100.0
Total	56	100.0	100.0	

### 3. Pengawasan Kerja

#### Statistics

		X3.1	X3.2	X3.3	X3.4	X3.5	X3
N	Valid	56	56	56	56	56	56
	Missing	0	0	0	0	0	0

#### X3.1

		Frequency	Percent	Valid Percent	Cumulative Percent
Valid	3	9	16.1	16.1	16.1
	4	26	46.4	46.4	62.5
	5	21	37.5	37.5	100.0
	Total	56	100.0	100.0	

#### X3.2

		Frequency	Percent	Valid Percent	Cumulative Percent
Valid	2	2	3.6	3.6	3.6
	3	8	14.3	14.3	17.9
	4	26	46.4	46.4	64.3
	5	20	35.7	35.7	100.0
	Total	56	100.0	100.0	

**X3.3**

	Frequency	Percent	Valid Percent	Cumulative Percent
Valid 3	7	12.5	12.5	12.5
4	39	69.6	69.6	82.1
5	10	17.9	17.9	100.0
Total	56	100.0	100.0	

**X3.4**

	Frequency	Percent	Valid Percent	Cumulative Percent
Valid 3	9	16.1	16.1	16.1
4	26	46.4	46.4	62.5
5	21	37.5	37.5	100.0
Total	56	100.0	100.0	

**X3.5**

	Frequency	Percent	Valid Percent	Cumulative Percent
Valid 2	2	3.6	3.6	3.6
3	8	14.3	14.3	17.9
4	26	46.4	46.4	64.3
5	20	35.7	35.7	100.0
Total	56	100.0	100.0	

**X3**

	Frequency	Percent	Valid Percent	Cumulative Percent
Valid 14	1	1.8	1.8	1.8
16	2	3.6	3.6	5.4
17	5	8.9	8.9	14.3
18	2	3.6	3.6	17.9
19	4	7.1	7.1	25.0
20	11	19.6	19.6	44.6
21	5	8.9	8.9	53.6
22	10	17.9	17.9	71.4
23	10	17.9	17.9	89.3
24	5	8.9	8.9	98.2
25	1	1.8	1.8	100.0
Total	56	100.0	100.0	

**4. Kinerja Pegawai****Statistics**

		Y1	Y2	Y3	Y4	Y5	Y
N	Valid	56	56	56	56	56	56
	Missing	0	0	0	0	0	0

**Y1**

	Frequency	Percent	Valid Percent	Cumulative Percent
Valid 2	2	3.6	3.6	3.6
3	8	14.3	14.3	17.9
4	26	46.4	46.4	64.3
5	20	35.7	35.7	100.0
Total	56	100.0	100.0	

**Y2**

	Frequency	Percent	Valid Percent	Cumulative Percent
Valid 3	7	12.5	12.5	12.5
4	39	69.6	69.6	82.1
5	10	17.9	17.9	100.0
Total	56	100.0	100.0	

**Y3**

	Frequency	Percent	Valid Percent	Cumulative Percent
Valid 3	7	12.5	12.5	12.5
4	33	58.9	58.9	71.4
5	16	28.6	28.6	100.0
Total	56	100.0	100.0	

**Y4**

	Frequency	Percent	Valid Percent	Cumulative Percent
Valid 3	7	12.5	12.5	12.5
4	39	69.6	69.6	82.1
5	10	17.9	17.9	100.0
Total	56	100.0	100.0	


**Y5**

	Frequency	Percent	Valid Percent	Cumulative Percent
Valid 2	2	3.6	3.6	3.6
3	8	14.3	14.3	17.9
4	26	46.4	46.4	64.3
5	20	35.7	35.7	100.0
Total	56	100.0	100.0	




Y

	Frequency	Percent	Valid Percent	Cumulative Percent
Valid 14	2	3.6	3.6	3.6
16	2	3.6	3.6	7.1
17	4	7.1	7.1	14.3
18	3	5.4	5.4	19.6
19	4	7.1	7.1	26.8
20	9	16.1	16.1	42.9
21	5	8.9	8.9	51.8
22	16	28.6	28.6	80.4
23	9	16.1	16.1	96.4
24	1	1.8	1.8	98.2
25	1	1.8	1.8	100.0
Total	56	100.0	100.0	



**LAMPIRAN 9**

**TABEL R *PRODUCT***  
***MOMENT*, TABEL**  
**DISTRIBUSI F, DAN**  
**TABEL DISTRIBUSI T**



Tabel r product Moment (Sig = 0,05)							
df	R	df	R	df	R	df	r
1	0.9969	26	0.3739	51	0.2706	76	0.2227
2	0.9500	27	0.3673	52	0.2681	77	0.2213
3	0.8783	28	0.3610	53	0.2656	78	0.2199
4	0.8114	29	0.3550	54	0.2632	79	0.2165
5	0.7545	30	0.3494	55	0.2609	80	0.2162
6	0.7067	31	0.3440	56	0.2586	81	0.2159
7	0.6664	32	0.3388	57	0.2564	82	0.2146
8	0.6319	33	0.3388	58	0.2542	83	0.2133
9	0.6021	34	0.3291	59	0.2521	84	0.2120
10	0.5760	35	0.3246	60	0.2500	85	0.2108
11	0.5529	36	0.3202	61	0.2480	86	0.2096
12	0.5324	37	0.3160	62	0.2461	87	0.2084
13	0.5140	38	0.3120	63	0.2441	88	0.2072
14	0.4973	39	0.3081	64	0.2423	89	0.2061
15	0.4821	40	0.3044	65	0.2404	90	0.2050
16	0.4683	41	0.3008	66	0.2387	91	0.2039
17	0.4555	42	0.2973	67	0.2369	92	0.2028
18	0.4438	43	0.2940	68	0.2352	93	0.2017
19	0.4329	44	0.2907	69	0.2335	94	0.2006
20	0.4227	45	0.2876	70	0.2319	95	0.1996
21	0.4132	46	0.2845	71	0.2303	96	0.1986
22	0.4044	47	0.2816	72	0.2287	97	0.1975
23	0.3961	48	0.2787	73	0.2272	98	0.1966
24	0.3882	49	0.2759	74	0.2257	99	0.1956
25	0.3809	50	0.2732	75	0.2242	100	0.1946

Sumber: Data primer yang diolah 2017

Tabel Distribusi F										
	DF 1									
DF 2	1	2	3	4	5	6	7	8	9	10
1	161.4476	199.5000	215.7073	224.5833	230.1619	233.986	236.7684	238.8827	240.5433	241.8818
2	18.5128	19.0000	19.1643	19.2468	19.2964	19.3295	19.3532	19.371	19.3848	19.3959
3	10.1280	9.5521	9.2766	9.1172	9.0135	8.9406	8.8867	8.8452	8.8123	8.7855
4	7.7086	6.9443	6.5914	6.3882	6.2561	6.1631	6.0942	6.041	5.9988	5.9644
5	6.6079	5.7861	5.4095	5.1922	5.0503	4.9503	4.8759	4.8183	4.7725	4.7351
6	5.9874	5.1433	4.7571	4.5337	4.3874	4.2839	4.2067	4.1468	4.099	4.06
7	5.5914	4.7374	4.3468	4.1203	3.9715	3.866	3.787	3.7257	3.6767	3.6365
8	5.3177	4.4590	4.0662	3.8379	3.6875	3.5806	3.5005	3.4381	3.3881	3.3472
9	5.1174	4.2565	3.8625	3.6331	3.4817	3.3738	3.2927	3.2296	3.1789	3.1373
10	4.9646	4.1028	3.7083	3.4780	3.3258	3.2172	3.1355	3.0717	3.0204	2.9782
11	4.8443	3.9823	3.5874	3.3567	3.2039	3.0946	3.0123	2.948	2.8962	2.8536
12	4.7472	3.8853	3.4903	3.2592	3.1059	2.9961	2.9134	2.8486	2.7964	2.7534
13	4.6672	3.8056	3.4105	3.1791	3.0254	2.9153	2.8321	2.7669	2.7144	2.671
14	4.6001	3.7389	3.3439	3.1122	2.9582	2.8477	2.7642	2.6987	2.6458	2.6022
15	4.5431	3.6823	3.2874	3.0556	2.9013	2.7905	2.7066	2.6408	2.5876	2.5437
16	4.4940	3.6337	3.2389	3.0069	2.8524	2.7413	2.6572	2.5911	2.5377	2.4935
17	4.4513	3.5915	3.1968	2.9647	2.8100	2.6987	2.6143	2.548	2.4943	2.4499
18	4.4139	3.5546	3.1599	2.9277	2.7729	2.6613	2.5767	2.5102	2.4563	2.4117
19	4.3807	3.5219	3.1274	2.8951	2.7401	2.6283	2.5435	2.4768	2.4227	2.3779
20	4.3512	3.4928	3.0984	2.8661	2.7109	2.599	2.514	2.4471	2.3928	2.3479
21	4.3248	3.4668	3.0725	2.8401	2.6848	2.5727	2.4876	2.4205	2.366	2.321
22	4.3009	3.4434	3.0491	2.8167	2.6613	2.5491	2.4638	2.3965	2.3419	2.2967
23	4.2793	3.4221	3.0280	2.7955	2.6400	2.5277	2.4422	2.3748	2.3201	2.2747
24	4.2597	3.4028	3.0088	2.7763	2.6207	2.5082	2.4226	2.3551	2.3002	2.2547
25	4.2417	3.3852	2.9912	2.7587	2.6030	2.4904	2.4047	2.3371	2.2821	2.2365
26	4.2252	3.3690	2.9752	2.7426	2.5868	2.4741	2.3883	2.3205	2.2655	2.2197
27	4.2100	3.3541	2.9604	2.7278	2.5719	2.4591	2.3732	2.3053	2.2501	2.2043
28	4.1960	3.3404	2.9467	2.7141	2.5581	2.4453	2.3593	2.2913	2.236	2.19
29	4.1830	3.3277	2.9340	2.7014	2.5454	2.4324	2.3463	2.2783	2.2229	2.1768
30	4.1709	3.3158	2.9223	2.6896	2.5336	2.4205	2.3343	2.2662	2.2107	2.1646
31	4.1596	3.3048	2.9113	2.6787	2.5225	2.4094	2.3232	2.2549	2.1994	2.1532
32	4.1491	3.2945	2.9011	2.6684	2.5123	2.3991	2.3127	2.2444	2.1888	2.1425
33	4.1393	3.2849	2.8916	2.6589	2.5026	2.3894	2.303	2.2346	2.1789	2.1325
34	4.1300	3.2759	2.8826	2.6499	2.4936	2.3803	2.2938	2.2253	2.1696	2.1231
35	4.1213	3.2674	2.8742	2.6415	2.4851	2.3718	2.2852	2.2167	2.1608	2.1143
36	4.1132	3.2594	2.8663	2.6335	2.4772	2.3638	2.2771	2.2085	2.1526	2.1061
37	4.1055	3.2519	2.8588	2.6261	2.4696	2.3562	2.2695	2.2008	2.1449	2.0982
38	4.0982	3.2448	2.8517	2.6190	2.4625	2.349	2.2623	2.1936	2.1375	2.0909
39	4.0913	3.2381	2.8451	2.6123	2.4558	2.3423	2.2555	2.1867	2.1306	2.0839
40	4.0847	3.2317	2.8387	2.6060	2.4495	2.3359	2.249	2.1802	2.124	2.0772
41	4.0785	3.2257	2.8327	2.6000	2.4434	2.3298	2.2429	2.174	2.1178	2.071
42	4.0727	3.2199	2.8270	2.5943	2.4377	2.324	2.2371	2.1681	2.1119	2.065
43	4.0670	3.2145	2.8216	2.5888	2.4322	2.3185	2.2315	2.1625	2.1062	2.0593
44	4.0617	3.2093	2.8165	2.5837	2.4270	2.3133	2.2263	2.1572	2.1009	2.0539
45	4.0566	3.2043	2.8115	2.5787	2.4221	2.3083	2.2212	2.1521	2.0958	2.0487
46	4.0517	3.1996	2.8068	2.5740	2.4174	2.3035	2.2164	2.1473	2.0909	2.0438
47	4.0471	3.1951	2.8024	2.5695	2.4128	2.299	2.2118	2.1427	2.0862	2.0391
48	4.0427	3.1907	2.7981	2.5652	2.4085	2.2946	2.2074	2.1382	2.0817	2.0346
49	4.0384	3.1866	2.7939	2.5611	2.4044	2.2904	2.2032	2.134	2.0775	2.0303
50	4.0343	3.1826	2.7900	2.5572	2.4004	2.2864	2.1992	2.1299	2.0734	2.0261
51	4.0304	3.1788	2.7862	2.5534	2.3966	2.2826	2.1953	2.126	2.0694	2.0222
52	4.0266	3.1751	2.7826	2.5498	2.3930	2.2789	2.1916	2.1223	2.0656	2.0184
53	4.0230	3.1716	2.7791	2.5463	2.3894	2.2754	2.1881	2.1187	2.062	2.0147
54	4.0195	3.1682	2.7758	2.5429	2.3861	2.272	2.1846	2.1152	2.0585	2.0112
55	4.0162	3.1650	2.7725	2.5397	2.3828	2.2687	2.1813	2.1119	2.0552	2.0078
56	4.0130	3.1619	2.7694	2.5366	2.3797	2.2656	2.1782	2.1087	2.0519	2.0045
57	4.0099	3.1588	2.7664	2.5336	2.3767	2.2625	2.1751	2.1056	2.0488	2.0014
58	4.0069	3.1559	2.7636	2.5307	2.3738	2.2596	2.1721	2.1026	2.0458	1.9983
59	4.0040	3.1531	2.7608	2.5279	2.3710	2.2568	2.1693	2.0997	2.0429	1.9954
60	4.0012	3.1504	2.7581	2.5252	2.3683	2.2541	2.1665	2.097	2.0401	1.9926
61	3.9985	3.1478	2.7555	2.5226	2.3657	2.2514	2.1639	2.0943	2.0374	1.9899

62	3.9959	3.1453	2.7530	2.5201	2.3631	2.2489	2.1613	2.0917	2.0348	1.9872
63	3.9934	3.1428	2.7505	2.5177	2.3607	2.2464	2.1588	2.0892	2.0322	1.9847
64	3.9909	3.1404	2.7482	2.5153	2.3583	2.244	2.1564	2.0868	2.0298	1.9822
65	3.9886	3.1381	2.7459	2.5130	2.3560	2.2417	2.1541	2.0844	2.0274	1.9798
66	3.9863	3.1359	2.7437	2.5108	2.3538	2.2395	2.1518	2.0821	2.0251	1.9775
67	3.9840	3.1338	2.7416	2.5087	2.3517	2.2373	2.1497	2.0799	2.0229	1.9752
68	3.9819	3.1317	2.7395	2.5066	2.3496	2.2352	2.1475	2.0778	2.0207	1.973
69	3.9798	3.1296	2.7375	2.5046	2.3475	2.2332	2.1455	2.0757	2.0186	1.9709
70	3.9778	3.1277	2.7355	2.5027	2.3456	2.2312	2.1435	2.0737	2.0166	1.9689
71	3.9758	3.1258	2.7336	2.5008	2.3437	2.2293	2.1415	2.0717	2.0146	1.9669
72	3.9739	3.1239	2.7318	2.4989	2.3418	2.2274	2.1397	2.0698	2.0127	1.9649
73	3.9720	3.1221	2.7300	2.4971	2.3400	2.2256	2.1378	2.068	2.0108	1.9631
74	3.9702	3.1203	2.7283	2.4954	2.3383	2.2238	2.136	2.0662	2.009	1.9612
75	3.9685	3.1186	2.7266	2.4937	2.3366	2.2221	2.1343	2.0644	2.0073	1.9594
76	3.9668	3.1170	2.7249	2.4920	2.3349	2.2204	2.1326	2.0627	2.0055	1.9577
77	3.9651	3.1154	2.7233	2.4904	2.3333	2.2188	2.131	2.0611	2.0039	1.956
78	3.9635	3.1138	2.7218	2.4889	2.3317	2.2172	2.1294	2.0595	2.0022	1.9544
79	3.9619	3.1123	2.7203	2.4874	2.3302	2.2157	2.1278	2.0579	2.0007	1.9528
80	3.9604	3.1108	2.7188	2.4859	2.3287	2.2142	2.1263	2.0564	1.9991	1.9512
81	3.9589	3.1093	2.7173	2.4844	2.3273	2.2127	2.1248	2.0549	1.9976	1.9497
82	3.9574	3.1079	2.7159	2.4830	2.3259	2.2113	2.1234	2.0534	1.9961	1.9482
83	3.9560	3.1065	2.7146	2.4817	2.3245	2.2099	2.122	2.052	1.9947	1.9468
84	3.9546	3.1052	2.7132	2.4803	2.3231	2.2086	2.1206	2.0506	1.9933	1.9454
85	3.9532	3.1038	2.7119	2.4790	2.3218	2.2072	2.1193	2.0493	1.9919	1.944
86	3.9519	3.1026	2.7106	2.4777	2.3205	2.2059	2.118	2.048	1.9906	1.9426
87	3.9506	3.1013	2.7094	2.4765	2.3193	2.2047	2.1167	2.0467	1.9893	1.9413
88	3.9493	3.1001	2.7082	2.4753	2.3181	2.2034	2.1155	2.0454	1.988	1.94
89	3.9481	3.0989	2.7070	2.4741	2.3169	2.2022	2.1143	2.0442	1.9868	1.9388
90	3.9469	3.0977	2.7058	2.4729	2.3157	2.2011	2.1131	2.043	1.9856	1.9376
91	3.9457	3.0966	2.7047	2.4718	2.3145	2.1999	2.1119	2.0418	1.9844	1.9364
92	3.9445	3.0954	2.7036	2.4707	2.3134	2.1988	2.1108	2.0407	1.9833	1.9352
93	3.9434	3.0943	2.7025	2.4696	2.3123	2.1977	2.1097	2.0395	1.9821	1.9341
94	3.9423	3.0933	2.7014	2.4685	2.3113	2.1966	2.1086	2.0384	1.981	1.9329
95	3.9412	3.0922	2.7004	2.4675	2.3102	2.1955	2.1075	2.0374	1.9799	1.9318
96	3.9402	3.0912	2.6994	2.4665	2.3092	2.1945	2.1065	2.0363	1.9789	1.9308
97	3.9391	3.0902	2.6984	2.4655	2.3082	2.1935	2.1054	2.0353	1.9778	1.9297
98	3.9381	3.0892	2.6974	2.4645	2.3072	2.1925	2.1044	2.0343	1.9768	1.9287
99	3.9371	3.0882	2.6965	2.4636	2.3063	2.1915	2.1035	2.0333	1.9758	1.9277
100	3.9361	3.0873	2.6955	2.4626	2.3053	2.1906	2.1025	2.0323	1.9748	1.9267

Sumber: Data primer yang diolah 2017

Tabel Distribusi t			
Df	0,1	0,05	0,025
1	3.0777	6.3138	12.7062
2	1.8856	2.9200	4.3027
3	1.6377	2.3534	3.1824
4	1.5332	2.1318	2.7764
5	1.4759	2.0150	2.5706
6	1.4398	1.9432	2.4469
7	1.4149	1.8946	2.3646
8	1.3968	1.8595	2.3060
9	1.3830	1.8331	2.2622
10	1.3722	1.8125	2.2281
11	1.3634	1.7959	2.2010
12	1.3562	1.7823	2.1788
13	1.3502	1.7709	2.1604
14	1.3450	1.7613	2.1448
15	1.3406	1.7531	2.1314
16	1.3368	1.7459	2.1199
17	1.3334	1.7396	2.1098
18	1.3304	1.7341	2.1009
19	1.3277	1.7291	2.0930
20	1.3253	1.7247	2.0860
21	1.3232	1.7207	2.0796
22	1.3212	1.7171	2.0739
23	1.3195	1.7139	2.0687
24	1.3178	1.7109	2.0639
25	1.3163	1.7081	2.0595
26	1.3150	1.7056	2.0555
27	1.3137	1.7033	2.0518
28	1.3125	1.7011	2.0484
29	1.3114	1.6991	2.0452
30	1.3104	1.6973	2.0423
31	1.3095	1.6955	2.0395
32	1.3086	1.6939	2.0369
33	1.3077	1.6924	2.0345
34	1.3070	1.6909	2.0322
35	1.3062	1.6896	2.0301
36	1.3055	1.6883	2.0281
37	1.3049	1.6871	2.0262
38	1.3042	1.6860	2.0244
39	1.3036	1.6849	2.0227
40	1.3031	1.6839	2.0211
41	1.3025	1.6829	2.0195
42	1.3020	1.6820	2.0181
43	1.3016	1.6811	2.0167
44	1.3011	1.6802	2.0154
45	1.3006	1.6794	2.0141
46	1.3002	1.6787	2.0129
47	1.2998	1.6779	2.0117
48	1.2994	1.6772	2.0106
49	1.2991	1.6766	2.0096
50	1.2987	1.6759	2.0086
51	1.2984	1.6753	2.0076

52	1.2980	1.6747	2.0066
53	1.2977	1.6741	2.0057
54	1.2974	1.6736	2.0049
55	1.2971	1.6730	2.0040
56	1.2969	1.6725	2.0032
57	1.2966	1.6720	2.0025
58	1.2963	1.6716	2.0017
59	1.2961	1.6711	2.0010
60	1.2958	1.6706	2.0003
61	1.2956	1.6702	1.9996
62	1.2954	1.6698	1.9990
63	1.2951	1.6694	1.9983
64	1.2949	1.6690	1.9977
65	1.2947	1.6686	1.9971
66	1.2945	1.6683	1.9966
67	1.2943	1.6679	1.9960
68	1.2941	1.6676	1.9955
69	1.2939	1.6672	1.9949
70	1.2938	1.6669	1.9944
71	1.2936	1.6666	1.9939
72	1.2934	1.6663	1.9935
73	1.2933	1.6660	1.9930
74	1.2931	1.6657	1.9925
75	1.2929	1.6654	1.9921
76	1.2928	1.6652	1.9917
77	1.2926	1.6649	1.9913
78	1.2925	1.6646	1.9908
79	1.2924	1.6644	1.9905
80	1.2922	1.6641	1.9901
81	1.2921	1.6639	1.9897
82	1.2920	1.6636	1.9893
83	1.2918	1.6634	1.9890
84	1.2917	1.6632	1.9886
85	1.2916	1.6630	1.9883
86	1.2915	1.6628	1.9879
87	1.2914	1.6626	1.9876
88	1.2912	1.6624	1.9873
89	1.2911	1.6622	1.987
90	1.291	1.6623	1.9867
91	1.2909	1.6618	1.9864
92	1.2908	1.6616	1.9861
93	1.2907	1.6614	1.9858
94	1.2906	1.6612	1.9855
95	1.2905	1.6611	1.9853
96	1.2904	1.6609	1.985
97	1.2903	1.6607	1.9847
98	1.2902	1.6606	1.9845
99	1.2902	1.6604	1.9842
100	1.2901	1.6602	1.984

Sumber: Data primer yang diolah 2017



**LAMPIRAN 2**  
**Identitas Responden**



## A. IDENTITAS RESPONDEN

Nama : (Boleh Di Isi, Boleh Tidak)

Umur :

1. Jenis kelamin :
  - a. Laki-laki
  - b. Perempuan
2. Usia Anda Saat Ini :
  - a. 25 - 34 Tahun
  - b. 35 - 44 Tahun
  - c. 45 – 54 Tahun
  - d. > 54 Tahun
3. Pendidikan Terakhir :
  - a. S1
  - b. S2
  - c. S3

## B. PETUNJUK PENGISIAN

Berikanlah tanda (√) pada jawaban yang Saudara/ i kehendaki!

**SS** : Sangat Setuju

**S** : Setuju

**N** : Netral

**TS** : Tidak Setuju

**STS** : Sangat Tidak Setuju



**LAMPIRAN 3**  
**Pengisian Kuesioner**

## 1. Pelatihan

No.	Pernyataan	SS	S	N	TS	STS
1	Menurut saya pelatihan yang diadakan sudah sesuai dengan tujuan					
2	Saya memahami setiap materi yang diberikan					
3	Metode yang diberikan sesuai dengan tujuan					
4	Pelatihan yang saya ikuti sesuai dengan bidang pekerjaan saya					
5	Menurut saya pelatihan yang diselenggarakan memiliki sasaran yang jelas dan bermanfaat					

## 2. Disiplin

No.	Pernyataan	SS	S	N	TS	STS
1	Saya selalu hadir tepat waktu					
2	Saya bekerja sesuai dengan standart yang ditentukan					
3	Saya mentaati segala peraturan yang berlaku					
4	Saya melaksanakan pekerjaan sesuai dengan kewenangan dan tanggung jawab yang telah ditentukan					
5	Saya menggunakan peralatan kantor Dinas Kesehatan dengan baik					

### 3. Pengawasan Kerja

No.	Pernyataan	SS	S	N	TS	STS
1	Instansi menetapkan standart pengawasan yang efektif dan efisien					
2	Instansi melakukan penilaian pekerjaan terhadap pegawai					
3	Hasil kerja saya menjadi tolak ukur dalam pekerjaan					
4	Instansi melakukan perbandingan antara standarisasi kerja dengan pegawai					
5	Apabila saya melakukan penyimpangan maka akan memperbaikinya					

### 4. Kinerja Pegawai

No	Pernyataan	SS	S	N	TS	STS
1	Saya selalu menunjukkan kualitas kerja dengan jarang melakukan kesalahan pekerjaan					
2	Saya mampu menyelesaikan tugas dengan tepat waktu					
3	Saya memiliki inisiatif dalam melaksanakan pekerjaan sehari-hari					
4	Pekerjaan yang saya kerjakan saat ini sesuai dengan kemampuan saya					
5	Saya dapat berkomunikasi dengan baik saat menyelesaikan pekerjaan					

# **LAMPIRAN 4**

## **Rekapitulasi Kuesioner**



NO	X1.1	X1.2	X1.3	X1.4	X1.5	X1	X2.1	X2.2	X2.3	X2.4	X2.5	X2	X3.1	X3.2	X3.3	X3.4	X3.5	X3	Y1	Y2	Y3	Y4	Y5	Y
1	4	4	5	4	4	21	5	4	4	5	4	22	5	5	4	4	5	23	5	4	4	4	5	22
2	5	5	4	4	5	23	4	5	4	5	5	23	4	4	4	5	5	22	4	4	5	5	4	22
3	4	4	4	4	4	20	5	4	4	4	4	21	4	4	4	4	4	20	4	4	4	5	4	21
4	3	4	4	4	4	19	4	3	4	5	4	20	4	4	4	5	5	22	4	4	4	5	5	22
5	4	4	3	3	4	18	3	4	3	4	4	18	3	3	3	4	4	17	3	3	4	4	3	17
6	4	5	4	5	5	23	5	4	5	5	5	24	5	4	5	4	5	23	4	5	5	4	4	22
7	3	4	5	4	4	20	4	3	4	4	4	19	5	5	4	4	4	22	5	4	4	4	5	22
8	3	4	4	4	4	19	5	3	4	4	4	20	4	4	4	4	4	20	4	4	4	4	4	20
9	3	3	2	3	3	14	3	3	3	3	3	15	3	2	3	3	3	14	2	3	3	4	2	14
10	2	3	3	4	3	15	4	2	4	4	3	17	3	3	4	3	4	17	3	4	3	3	3	16
11	4	4	5	5	4	22	5	4	5	5	4	23	4	5	5	5	5	24	5	5	4	4	5	23
12	5	4	5	5	4	23	5	5	5	4	4	23	5	5	5	4	4	23	5	5	4	4	4	22
13	5	5	4	5	5	24	4	5	5	5	5	24	4	4	5	5	5	23	4	5	5	4	4	22
14	5	4	5	4	4	22	5	5	4	5	4	23	5	5	4	5	5	24	5	4	4	4	5	22
15	5	3	4	4	3	19	5	5	4	4	3	21	4	4	4	4	4	20	4	4	3	4	4	19
16	5	5	5	4	5	24	4	5	4	3	5	21	4	5	4	4	3	20	5	4	5	4	5	23
17	4	4	4	4	4	20	5	4	4	4	4	21	4	4	4	4	4	20	4	4	4	4	4	20
18	5	4	4	4	4	21	5	5	4	3	4	21	4	4	4	5	3	20	4	4	4	4	4	20
19	5	4	3	3	4	19	4	5	3	5	4	21	3	3	3	4	5	18	3	3	4	3	3	16
20	4	4	4	4	4	20	5	4	4	4	4	21	3	4	4	4	4	19	4	4	4	4	4	20
21	5	5	5	4	5	24	5	5	4	4	5	23	5	5	4	5	4	23	5	4	5	4	5	23
22	4	4	4	4	4	20	4	4	4	4	4	20	4	4	4	5	4	21	4	4	4	4	4	20
23	5	5	5	4	5	24	5	5	4	5	5	24	5	5	4	5	5	24	5	4	5	5	5	24
24	4	4	5	4	4	21	4	4	4	4	4	20	5	5	4	5	4	23	5	4	4	4	5	22
25	5	4	4	4	4	21	5	5	4	5	4	23	4	4	4	5	5	22	4	4	4	4	4	20
26	4	4	3	4	4	19	4	4	4	3	4	19	4	3	4	3	3	17	3	4	4	4	3	18
27	4	4	4	4	4	20	4	4	4	5	4	21	4	4	4	5	5	22	4	4	4	4	4	20
28	3	4	3	3	4	17	5	3	3	5	4	20	5	3	3	4	5	20	3	3	4	5	3	18
29	4	5	5	4	5	23	4	4	4	4	5	21	4	5	4	4	4	21	5	4	5	4	5	23
30	4	3	4	4	3	18	5	4	4	4	3	20	4	4	4	5	4	21	4	4	3	3	4	18
31	5	5	4	4	5	23	4	5	4	5	5	23	5	4	4	5	5	23	4	4	5	4	4	21
32	4	4	4	5	4	21	5	4	5	4	4	22	5	4	5	4	4	22	4	5	4	4	4	21
33	5	5	5	4	5	24	4	5	4	4	5	22	5	5	4	4	4	22	5	4	5	4	5	23
34	4	4	4	4	4	20	5	4	4	4	4	21	5	4	4	4	4	21	4	4	4	4	4	20
35	5	5	5	4	5	24	4	5	4	3	5	21	5	5	4	3	3	20	5	4	5	4	5	23
36	4	4	3	4	4	19	4	4	4	4	4	20	3	3	4	5	4	19	3	4	4	3	3	17
37	5	5	5	5	5	25	5	5	5	5	5	25	5	5	5	5	5	25	5	5	5	5	5	25
38	5	5	5	4	5	24	5	5	4	4	5	23	4	5	4	4	4	21	5	4	5	4	5	23
39	4	4	4	3	4	19	5	4	3	2	4	18	4	4	3	3	2	16	4	3	4	4	4	19
40	5	4	4	4	4	21	4	5	4	3	4	20	5	4	4	3	3	19	4	4	4	3	4	19
41	4	4	5	4	4	21	5	4	4	5	4	22	5	5	4	4	5	23	5	4	4	4	5	22
42	5	5	4	4	5	23	4	5	4	5	5	23	4	4	4	5	5	22	4	4	5	5	4	22
43	4	4	4	4	4	20	5	4	4	4	4	21	4	4	4	4	4	20	4	4	4	5	4	21
44	3	4	4	4	4	19	4	3	4	5	4	20	4	4	4	5	5	22	4	4	4	5	4	21
45	4	4	3	3	4	18	3	4	3	4	4	18	3	3	3	4	4	17	3	3	4	4	3	17
46	4	5	4	5	5	23	5	4	5	5	5	24	5	4	5	4	5	23	4	5	5	4	4	22
47	3	4	5	4	4	20	4	3	4	5	4	20	5	5	4	5	5	24	5	4	4	4	5	22
48	3	4	4	4	4	19	5	3	4	4	4	20	4	4	4	4	4	20	4	4	4	4	4	20
49	3	3	2	3	3	14	3	3	3	4	3	16	3	2	3	4	4	16	2	3	3	4	2	14
50	2	3	3	4	3	15	4	2	4	4	3	17	3	3	4	4	4	18	3	4	3	4	3	17
51	4	4	5	5	4	22	5	4	5	5	4	23	4	5	5	3	3	20	5	5	4	4	5	23
52	5	4	5	5	4	23	5	5	5	5	4	24	5	5	5	5	4	24	5	5	4	3	5	22
53	5	5	4	5	5	24	4	5	5	4	5	23	4	4	5	5	5	23	4	5	5	5	4	23
54	5	4	5	4	4	22	5	5	4	5	4	23	5	5	4	4	4	22	5	4	4	4	5	22
55	5	3	4	4	3	19	5	5	4	4	3	21	4	4	4	3	2	17	4	4	3	4	4	19
56	5	5	5	4	5	24	4	5	4	5	5	23	4	5	4	3	3	19	5	4	5	3	5	22



**LAMPIRAN 6**  
**Hasil Uji Validitas**

## UJI VALIDITAS

### 1. Pelatihan

CORRELATIONS

/VARIABLES=X1.1 X1.2 X1.3 X1.4 X1.5 X1

/PRINT=TWOTAIL NOSIG

/MISSING=PAIRWISE.

**Correlations**

		X1.1	X1.2	X1.3	X1.4	X1.5	X1
X1.1	Pearson Correlation	1	.536**	.454**	.255	.543**	.754**
	Sig. (2-tailed)		.000	.000	.058	.000	.000
	N	56	56	56	56	56	56
X1.2	Pearson Correlation	.536**	1	.500**	.342**	.957**	.850**
	Sig. (2-tailed)	.000		.000	.010	.000	.000
	N	56	56	56	56	56	56
X1.3	Pearson Correlation	.454**	.500**	1	.519**	.511**	.785**
	Sig. (2-tailed)	.000	.000		.000	.000	.000
	N	56	56	56	56	56	56
X1.4	Pearson Correlation	.255	.342**	.519**	1	.378**	.611**
	Sig. (2-tailed)	.058	.010	.000		.004	.000
	N	56	56	56	56	56	56
X1.5	Pearson Correlation	.543**	.957**	.511**	.378**	1	.863**
	Sig. (2-tailed)	.000	.000	.000	.004		.000
	N	56	56	56	56	56	56
X1	Pearson Correlation	.754**	.850**	.785**	.611**	.863**	1
	Sig. (2-tailed)	.000	.000	.000	.000	.000	
	N	56	56	56	56	56	56

\*\* . Correlation is significant at the 0.01 level (2-tailed).



## 2. Disiplin

CORRELATIONS  
 /VARIABLES=X2.1 X2.2 X2.3 X2.4 X2.5 X2  
 /PRINT=TWOTAIL NOSIG  
 /MISSING=PAIRWISE.

Correlations

		X2.1	X2.2	X2.3	X2.4	X2.5	X2
X2.1	Pearson Correlation	1	.226	.452**	.171	.045	.567**
	Sig. (2-tailed)		.094	.000	.207	.740	.000
	N	56	56	56	56	56	56
X2.2	Pearson Correlation	.226	1	.255	.070	.536**	.698**
	Sig. (2-tailed)	.094		.058	.609	.000	.000
	N	56	56	56	56	56	56
X2.3	Pearson Correlation	.452**	.255	1	.326*	.342**	.697**
	Sig. (2-tailed)	.000	.058		.014	.010	.000
	N	56	56	56	56	56	56
X2.4	Pearson Correlation	.171	.070	.326*	1	.224	.563**
	Sig. (2-tailed)	.207	.609	.014		.098	.000
	N	56	56	56	56	56	56
X2.5	Pearson Correlation	.045	.536**	.342**	.224	1	.674**
	Sig. (2-tailed)	.740	.000	.010	.098		.000
	N	56	56	56	56	56	56
X2	Pearson Correlation	.567**	.698**	.697**	.563**	.674**	1
	Sig. (2-tailed)	.000	.000	.000	.000	.000	
	N	56	56	56	56	56	56

\*\* . Correlation is significant at the 0.01 level (2-tailed).

\* . Correlation is significant at the 0.05 level (2-tailed).

### 3. Pengawasan Kerja

CORRELATIONS

/VARIABLES=X3.1 X3.2 X3.3 X3.4 X3.5 X3

/PRINT=TWOTAIL NOSIG

/MISSING=PAIRWISE.

Correlations

		X3.1	X3.2	X3.3	X3.4	X3.5	X3
X3.1	Pearson Correlation	1	.688**	.435**	.161	.203	.721**
	Sig. (2-tailed)		.000	.001	.235	.133	.000
	N	56	56	56	56	56	56
X3.2	Pearson Correlation	.688**	1	.519**	.203	.082	.724**
	Sig. (2-tailed)	.000		.000	.133	.548	.000
	N	56	56	56	56	56	56
X3.3	Pearson Correlation	.435**	.519**	1	.249	.230	.665**
	Sig. (2-tailed)	.001	.000		.064	.088	.000
	N	56	56	56	56	56	56
X3.4	Pearson Correlation	.161	.203	.249	1	.688**	.679**
	Sig. (2-tailed)	.235	.133	.064		.000	.000
	N	56	56	56	56	56	56
X3.5	Pearson Correlation	.203	.082	.230	.688**	1	.659**
	Sig. (2-tailed)	.133	.548	.088	.000		.000
	N	56	56	56	56	56	56
X3	Pearson Correlation	.721**	.724**	.665**	.679**	.659**	1
	Sig. (2-tailed)	.000	.000	.000	.000	.000	
	N	56	56	56	56	56	56

\*\* . Correlation is significant at the 0.01 level (2-tailed).

## 4. Kinerja Pegawai

CORRELATIONS  
 /VARIABLES=Y1 Y2 Y3 Y4 Y5 Y  
 /PRINT=TWOTAIL NOSIG  
 /MISSING=PAIRWISE.

Correlations

		Y1	Y2	Y3	Y4	Y5	Y
Y1	Pearson Correlation	1	.519**	.500**	.065	.971**	.901**
	Sig. (2-tailed)		.000	.000	.635	.000	.000
	N	56	56	56	56	56	56
Y2	Pearson Correlation	.519**	1	.342**	.050	.478**	.649**
	Sig. (2-tailed)	.000		.010	.715	.000	.000
	N	56	56	56	56	56	56
Y3	Pearson Correlation	.500**	.342**	1	.290*	.500**	.724**
	Sig. (2-tailed)	.000	.010		.030	.000	.000
	N	56	56	56	56	56	56
Y4	Pearson Correlation	.065	.050	.290*	1	.106	.367**
	Sig. (2-tailed)	.635	.715	.030		.436	.005
	N	56	56	56	56	56	56
Y5	Pearson Correlation	.971**	.478**	.500**	.106	1	.901**
	Sig. (2-tailed)	.000	.000	.000	.436		.000
	N	56	56	56	56	56	56
Y	Pearson Correlation	.901**	.649**	.724**	.367**	.901**	1
	Sig. (2-tailed)	.000	.000	.000	.005	.000	
	N	56	56	56	56	56	56

\*\* . Correlation is significant at the 0.01 level (2-tailed).

\* . Correlation is significant at the 0.05 level (2-tailed).



## **KUISIONER PENELITIAN**

JUDUL PENELITIAN : PENGARUH PELATIHAN, DISIPLIN, DAN PENGAWASAN KERJA TERHADAP KINERJA PEGAWAI PADA DINAS KESEHATAN DI KABUPATEN BONDOWOSO.

Kepada :

Yth. Sdr/ Sdri

Dilokasi

Dengan hormat,

Kuesioner ini ditujukan untuk membantu pengumpulan data primer penelitian guna penyusunan skripsi yang berjudul “PENGARUH PELATIHAN, DISIPLIN, DAN PENGAWASAN KERJA TERHADAP KINERJA PEGAWAI PADA DINAS KESEHATAN DI KABUPATEN BONDOWOSO” yang merupakan salah satu syarat bagi peneliti untuk dapat menyelesaikan Studi Program S1 Jurusan Manajemen Fakultas Ekonomi - Universitas Muhammadiyah Jember.

Untuk itu saya mohon bantuan Saudara/ i untuk bersedia meluangkan waktu mengisi kuesioner ini dengan sebenar-benarnya. Peneliti berjanji akan menjaga kerahasiaan jawaban Saudara/i dan hanya digunakan untuk kepentingan akademis. Atas perhatian dan ketersediaanya, peneliti mengucapkan banyak terima kasih.

Hormat Saya,

**Fitria Dwi Puspita Sari**

**NIM 14 1041 1109**