

LAMPIRAN 1

KUISIONER PENELITIAN



LAMPIRAN 1 : KUISIONER PENELITIAN



KUISIONER PENELITIAN

ANALISIS PENGARUH KECERDASAN EMOSIONAL, DISIPLIN KERJA DAN MOTIVASI
TERHADAP KINERJA KARYAWAN HOTEL ASTON JEMBER

Kepada :

Yth. Bapak/Ibu/Saudara Responden

Di Tempat

Dengan Hormat,

Kuisisioner ini ditujukan untuk membantu pengumpulan data primer penelitian guna menyusun skripsi yang berjudul “Analisis Pengaruh Kecerdasan Emosional, Disiplin Kerja, dan Motivasi Terhadap Kinerja Karyawan Hotel Aston Jember” sebagai salah satu syarat bagi peneliti untuk menyelesaikan studi program S1 Ekonomi Jurusan Manajemen Universitas Muhammadiyah Jember mohon kesediaannya bapak/ibu untuk memberikan pendapat atau tanggapan dengan cara mengisi kuisisioner berikut. Peneliti menjamin rahasia juga jawaban Bapak/Ibu dalam memberikan kebenaran data pada peneliti.

Atas bantuan dan kerjasama Bapak/Ibu saya ucapkan terimakasih.

Hormat Saya,

Wildatus Sholihah

A. IDENTITAS RESPONDEN

Nama :

Usia :

Berilah tanda silang (X) dari pilihan jawaban yang terdapat pada pertanyaan dan jawablah dengan singkat.

PERTANYAAN

1. Jenis Kelamin
 - a. Laki-laki
 - b. Perempuan
2. Usia Anda saat Ini
 - a. 17-25 Tahun
 - b. 26-40 Tahun
 - c. > 40 Tahun
3. Pendidikan Terakhir
 - a. SMA
 - b. D3
 - c. S1
4. Masa Kerja
 - a. 1-2 Tahun
 - b. 2-4 Tahun
 - c. > 4 Tahun

B. PETUNJUK PENGISIAN

Pilihlah salah satu jawaban yang sesuai menurut pendapat Bapak/Ibu dengan memberi tanda (✓) pada pilihan yang tersedia.

Terdapat dua alternative jawaban yang dapat anda pilih

SS	: Sangat Setuju	Skor	: 5
S	: Setuju	Skor	: 4
KS	: Kurang Setuju	Skor	: 3
TS	: Tidak Setuju	Skor	: 2
STS	: Sangat Tidak Setuju	Skor	: 1

1. Kecerdasan Emosional

No	Pernyataan	SS	S	KS	TS	STS
1	Saya memiliki sifat sabar atau menunjukkan sikap frustrasi dalam pekerjaan saya di Hotel Aston Jember					
2	Saya memiliki sikap “kepala dingin” dalam menjalankan pekerjaan di Hotel Aston Jember					
3	Saya percaya diri mampu untuk menyelesaikan pekerjaan di Hotel Aston Jember dengan baik					
4	Saya mempunyai perhatian tentang tingkah laku rekan kerja saya di Hotel Aston Jember					

2. Disiplin Kerja

No	Pernyataan	SS	S	KS	TS	STS
1	Saya tiba di kantor Hotel Aston Jember tepat waktu, dan bila tidak masuk dalam keadaan apapun saya akan memberikan konfirmasi					
2	Saya berhati-hati dalam menggunakan peralatan kantor dan fasilitas Hotel Aston Jember, sehingga peralatan dan aktifitas terhindar dari kerusakan					
3	Tanggung jawab sangat penting bagi saya, sehingga saya menyelesaikan tugas dengan baik dan sesuai prosedur di Hotel Aston Jember					
4	Karena saya mempunyai sikap disiplin yang tinggi, ketaatan pada aturan kantor Hotel Aston Jember selalu saya jalankan					

3. Motivasi

No	Pernyataan	SS	S	KS	TS	STS
1	Saya merasa bahwa dengan bekerja di Hotel Aston Jember, kebutuhan perumahan yang wajar sudah dapat terpenuhi					
2	Saya merasa tenang dalam bekerja karena tersedianya jaminan kesehatan dari Hotel Aston Jember					
3	Bekerja pada Hotel Aston Jember ini, dapat menjamin kehidupan saya di hari tua.					
4	Atasan saya selalu memberikan pujian apabila saya menjalankan tugas pekerjaan di Hotel Aston Jember dengan baik.					

4. Kinerja

No	Pernyataan	SS	S	KS	TS	STS
1	Saya selalu berusaha untuk menyelesaikan tugas di Hotel Aston Jember dengan penuh rasa tanggung jawab untuk mencapai hasil yang maksimal					
2	Dalam menyelesaikan pekerjaan di Hotel Aston Jember saya selalu berinisiatif tanpa menunggu perintah dari pimpinan					
3	Saya dapat mengerjakan pekerjaan di Hotel Aston Jember dengan efektif dan efisien sehingga tidak perlu banyak instruksi dan umpan balik dari atasan saya					
4	Saya selalu terbuka untuk menerima kritik atau saran atas hasil kerja yang saya peroleh di Hotel Aston Jember					



LAMPIRAN 2
REKAPITULASI
KUISIONER

LAMPIRAN 2 : REKAPITULASI KUISIONER

a. Kecerdasan Emosional

No	X1.1	X1.2	X1.3	X1.4	X1
1	5	5	5	5	20
2	4	4	4	4	16
3	5	5	4	4	18
4	4	3	3	3	13
5	5	4	4	4	16
6	4	3	3	3	13
7	3	3	3	3	12
8	4	4	4	4	16
9	5	2	5	5	17
10	4	4	4	4	16
11	4	5	4	5	18
12	4	4	4	4	16
13	5	5	5	5	20
14	5	5	5	5	20
15	3	3	3	3	12
16	4	4	4	4	16
17	5	5	5	5	20
18	4	4	4	4	16
19	4	4	4	3	15
20	4	4	4	4	16
21	5	5	5	5	20
22	4	4	4	4	16
23	4	3	3	3	13
24	4	4	4	4	16
25	5	4	4	4	17
26	4	4	4	4	16
27	4	4	4	4	16
28	4	4	4	5	17
29	5	5	5	5	20
30	4	4	4	4	16
31	4	4	4	4	16
32	4	3	4	3	14
33	5	5	5	5	20
34	4	4	4	4	16
35	4	4	4	3	15
36	4	4	4	4	16
37	5	5	4	4	18
38	5	5	4	4	18
39	5	5	5	5	20
40	4	5	4	5	18

41	5	5	5	5	20
42	5	5	5	5	20
43	2	5	5	5	17
44	4	5	5	4	18
45	4	4	4	4	16
46	5	5	4	4	18
47	4	4	4	4	16
48	4	4	4	4	16
49	4	4	5	5	18
50	4	4	4	4	16
51	4	5	4	5	18
52	5	5	5	5	20
53	5	5	5	5	20
54	2	5	5	5	17
55	4	5	5	4	18
56	4	4	4	4	16
57	5	5	4	4	18
58	5	4	4	4	17
59	4	4	4	4	16
60	4	4	5	5	18
61	5	5	5	5	20
62	5	5	5	4	19
63	2	5	5	5	17
64	4	5	5	4	18
65	4	4	4	4	16
66	5	5	4	4	18
67	5	4	4	4	17
68	4	4	4	4	16
69	4	4	5	5	18
70	5	4	4	4	17
71	4	5	4	5	18
72	5	5	5	5	20
73	5	5	5	4	19
74	2	5	5	5	17
75	4	5	5	4	18
76	4	4	4	4	16
77	5	5	4	4	18
78	5	4	4	4	17
79	4	4	4	4	16
80	4	4	5	5	18
81	5	5	5	5	20
82	4	4	4	4	16
83	5	5	4	4	18
84	4	3	3	3	13
85	5	4	4	4	16

86	4	3	3	3	13
87	3	3	3	3	12
88	4	4	4	4	16
89	5	2	5	5	17
90	4	4	4	4	16
91	4	5	4	5	18
92	4	4	4	4	16
93	5	5	5	5	20
94	5	5	5	5	20
95	3	3	3	3	12
96	4	4	4	4	16
97	5	5	5	5	20
98	4	4	4	4	16
99	4	4	4	3	15
100	4	4	4	4	16
101	5	5	5	5	20
102	4	4	4	4	16
103	4	3	3	3	13
104	4	4	4	4	16
105	5	4	4	4	17
106	4	4	4	4	16
107	4	4	4	4	16
108	4	4	4	5	17
109	5	5	5	5	20
110	4	4	4	4	16
111	4	4	4	4	16
112	4	3	4	3	14
113	5	5	5	5	20
114	4	4	4	4	16
115	4	4	4	3	15
116	4	4	4	4	16
117	5	5	4	4	18
118	5	5	4	4	18

b. Disiplin Kerja

NO	X2.1	X2.2	X2.3	X2.4	X2
1	5	5	5	5	20
2	4	4	4	4	16
3	4	4	5	5	18
4	4	4	4	4	16
5	4	3	3	3	13
6	4	4	4	4	16
7	5	4	4	4	17
8	5	5	5	5	20
9	4	4	4	4	16
10	4	4	4	4	16
11	5	5	5	5	20
12	5	5	5	5	20
13	4	4	5	5	18
14	5	5	5	5	20
15	5	5	5	5	20
16	4	4	4	4	16
17	4	4	4	4	16
18	5	5	2	3	15
19	5	4	4	4	17
20	5	4	4	4	17
21	4	4	4	4	16
22	4	4	4	5	17
23	5	5	5	5	20
24	4	4	4	4	16
25	4	4	4	4	16
26	4	4	4	3	15
27	5	4	4	4	17
28	4	4	4	4	16
29	4	5	5	4	18
30	5	4	4	4	17
31	4	4	4	4	16
32	4	4	4	5	17
33	5	5	5	5	20
34	5	5	2	5	17
35	5	5	4	4	18
36	4	4	4	4	16
37	4	4	5	5	18
38	5	5	4	4	18
39	5	5	5	5	20
40	4	5	4	5	18
41	4	4	4	4	16
42	5	5	4	4	18

43	5	4	4	4	17
44	5	4	4	4	17
45	4	4	4	4	16
46	4	4	4	3	15
47	4	4	4	4	16
48	5	5	5	5	20
49	5	5	4	4	18
50	4	4	4	4	16
51	4	5	4	5	18
52	4	4	4	4	16
53	5	5	4	4	18
54	5	4	4	4	17
55	5	4	4	4	17
56	4	4	4	4	16
57	4	4	4	3	15
58	4	4	4	4	16
59	5	5	5	5	20
60	5	5	4	4	18
61	4	4	4	4	16
62	5	5	4	4	18
63	5	4	4	4	17
64	5	4	4	4	17
65	4	4	4	4	16
66	4	4	4	3	15
67	4	4	4	4	16
68	5	5	5	5	20
69	5	5	4	4	18
70	4	4	4	4	16
71	4	5	4	5	18
72	4	4	4	4	16
73	5	5	4	4	18
74	5	4	4	4	17
75	5	4	4	4	17
76	4	4	4	4	16
77	4	4	4	3	15
78	4	4	4	4	16
79	5	5	5	5	20
80	5	5	4	4	18
81	5	5	5	5	20
82	4	4	4	4	16
83	4	4	5	5	18
84	4	4	4	4	16
85	4	3	3	3	13
86	4	4	4	4	16
87	5	4	4	4	17

88	5	5	5	5	20
89	4	4	4	4	16
90	4	4	4	4	16
91	5	5	5	5	20
92	5	5	5	5	20
93	4	4	5	5	18
94	5	5	5	5	20
95	5	5	5	5	20
96	4	4	4	4	16
97	4	4	4	4	16
98	5	5	2	3	15
99	5	4	4	4	17
100	5	4	4	4	17
101	4	4	4	4	16
102	4	4	4	5	17
103	5	5	5	5	20
104	4	4	4	4	16
105	4	4	4	4	16
106	4	4	4	3	15
107	5	4	4	4	17
108	4	4	4	4	16
109	4	5	5	4	18
110	5	4	4	4	17
111	4	4	4	4	16
112	4	4	4	5	17
113	5	5	5	5	20
114	5	5	2	5	17
115	5	5	4	4	18
116	4	4	4	4	16
117	4	4	5	5	18
118	5	5	4	4	18

c. Motivasi

NO	X3.1	X3.2	X3.3	X3.4	X3
1	5	5	5	5	20
2	4	4	4	5	17
3	4	5	4	5	18
4	4	4	4	4	16
5	5	4	4	4	17
6	5	5	5	5	20
7	3	4	4	5	16
8	4	4	4	4	16
9	4	4	4	4	16
10	5	5	5	5	20
11	4	4	4	3	15
12	4	4	4	4	16
13	5	5	5	5	20
14	5	5	5	5	20
15	4	3	3	3	13
16	4	4	4	3	15
17	3	4	5	5	17
18	5	4	4	4	17
19	5	4	3	4	16
20	4	4	4	5	17
21	5	5	5	5	20
22	5	5	4	2	16
23	4	4	4	4	16
24	4	4	4	3	15
25	5	4	4	4	17
26	5	4	4	4	17
27	4	4	4	3	15
28	4	4	4	4	16
29	5	4	4	5	18
30	5	5	4	4	18
31	4	4	4	4	16
32	4	4	4	3	15
33	5	5	5	5	20
34	4	4	4	4	16
35	4	4	4	4	16
36	4	4	4	5	17
37	4	5	4	5	18
38	5	4	4	4	17
39	5	5	5	5	20
40	5	4	4	5	18
41	4	4	4	4	16
42	5	5	5	5	20

43	5	4	4	4	17
44	4	4	4	3	15
45	4	4	4	4	16
46	5	5	5	5	20
47	5	5	5	5	20
48	4	5	5	5	19
49	4	4	5	5	18
50	5	4	4	4	17
51	5	4	4	5	18
52	4	4	4	4	16
53	5	5	5	5	20
54	5	4	4	4	17
55	4	4	4	3	15
56	4	4	4	4	16
57	5	5	5	5	20
58	5	5	5	5	20
59	4	5	5	5	19
60	4	4	5	5	18
61	4	4	4	4	16
62	5	5	5	5	20
63	5	4	4	4	17
64	4	4	4	3	15
65	4	4	4	4	16
66	5	5	5	5	20
67	5	5	5	5	20
68	4	5	5	5	19
69	4	4	5	5	18
70	5	4	4	4	17
71	5	4	4	5	18
72	4	4	4	4	16
73	5	5	5	5	20
74	5	4	4	4	17
75	4	4	4	3	15
76	4	4	4	4	16
77	5	5	5	5	20
78	5	5	5	5	20
79	4	5	5	5	19
80	4	4	5	5	18
81	5	5	5	5	20
82	4	4	4	5	17
83	4	5	4	5	18
84	4	4	4	4	16
85	5	4	4	4	17
86	5	5	5	5	20
87	3	4	4	5	16

88	4	4	4	4	16
89	4	4	4	4	16
90	5	5	5	5	20
91	4	4	4	3	15
92	4	4	4	4	16
93	5	5	5	5	20
94	5	5	5	5	20
95	4	3	3	3	13
96	4	4	4	3	15
97	3	4	5	5	17
98	5	4	4	4	17
99	5	4	3	4	16
100	4	4	4	5	17
101	5	5	5	5	20
102	5	5	4	2	16
103	4	4	4	4	16
104	4	4	4	3	15
105	5	4	4	4	17
106	5	4	4	4	17
107	4	4	4	3	15
108	4	4	4	4	16
109	5	4	4	5	18
110	5	5	4	4	18
111	4	4	4	4	16
112	4	4	4	3	15
113	5	5	5	5	20
114	4	4	4	4	16
115	4	4	4	4	16
116	4	4	4	5	17
117	4	5	4	5	18
118	5	4	4	4	17

d. Kinerja Karyawan

NO	Y1	Y2	Y3	Y4	Y
1	5	5	5	5	20
2	4	4	4	4	16
3	4	5	4	5	18
4	4	4	4	4	16
5	4	4	4	4	16
6	4	4	4	4	16
7	4	4	4	4	16
8	4	4	4	4	16
9	4	4	4	4	16
10	5	5	5	5	20
11	4	4	4	4	16
12	4	4	4	4	16
13	5	5	5	5	20
14	5	5	5	5	20
15	4	4	4	4	16
16	4	4	4	4	16
17	4	4	4	4	16
18	4	4	4	4	16
19	4	4	4	4	16
20	4	4	4	5	17
21	5	5	5	5	20
22	4	4	4	4	16
23	4	4	4	4	16
24	4	4	4	4	16
25	5	4	4	4	17
26	5	4	4	4	17
27	4	4	4	4	16
28	4	4	4	4	16
29	4	4	5	5	18
30	5	4	4	4	17
31	4	4	4	4	16
32	4	4	4	3	15
33	5	4	5	5	19
34	4	4	5	4	17
35	5	4	4	4	17
36	4	4	4	4	16
37	4	5	4	5	18
38	5	4	4	4	17
39	5	5	5	5	20
40	5	4	4	5	18
41	4	4	4	5	17
42	5	4	4	5	18

43	5	4	4	4	17
44	4	4	4	4	16
45	4	4	4	4	16
46	5	5	5	5	20
47	5	5	4	4	18
48	4	5	5	5	19
49	4	4	5	5	18
50	5	4	4	4	17
51	5	4	4	5	18
52	4	4	4	5	17
53	5	4	4	5	18
54	5	4	4	4	17
55	4	4	4	4	16
56	4	4	4	4	16
57	5	5	5	5	20
58	5	5	4	4	18
59	4	5	5	5	19
60	4	4	5	5	18
61	4	4	4	5	17
62	5	4	4	5	18
63	5	4	4	4	17
64	4	4	4	4	16
65	4	4	4	4	16
66	5	5	5	5	20
67	5	5	4	4	18
68	4	5	5	5	19
69	4	4	5	5	18
70	5	4	4	4	17
71	5	4	4	5	18
72	4	4	4	5	17
73	5	4	4	5	18
74	5	4	4	4	17
75	4	4	4	4	16
76	4	4	4	4	16
77	5	5	5	5	20
78	5	5	4	4	18
79	4	5	5	5	19
80	4	4	5	5	18
81	5	5	5	5	20
82	4	4	4	4	16
83	4	5	4	5	18
84	4	4	4	4	16
85	4	4	4	4	16
86	4	4	4	4	16
87	4	4	4	4	16

88	4	4	4	4	16
89	4	4	4	4	16
90	5	5	5	5	20
91	4	4	4	4	16
92	4	4	4	4	16
93	5	5	5	5	20
94	5	5	5	5	20
95	4	4	4	4	16
96	4	4	4	4	16
97	4	4	4	4	16
98	4	4	4	4	16
99	4	4	4	4	16
100	4	4	4	5	17
101	5	5	5	5	20
102	4	4	4	4	16
103	4	4	4	4	16
104	4	4	4	4	16
105	5	4	4	4	17
106	5	4	4	4	17
107	4	4	4	4	16
108	4	4	4	4	16
109	4	4	5	5	18
110	5	4	4	4	17
111	4	4	4	4	16
112	4	4	4	3	15
113	5	4	5	5	19
114	4	4	5	4	17
115	5	4	4	4	17
116	4	4	4	4	16
117	4	5	4	5	18
118	5	4	4	4	17



LAMPIRAN 3
FREKUENSI PERNYATAAN
RESPONDEN

LAMPIRAN 3 : FREKUENSI PERNYATAAN RESPONDEN

a. Kecerdasan Emosional

Statistics

		X1.1	X1.2	X1.3	X1.4	X1
N	Valid	118	118	118	118	118
	Missing	0	0	0	0	0
Mean		4.26	4.25	4.23	4.19	16.92
Median		4.00	4.00	4.00	4.00	17.00
Mode		4	4	4	4	16
Sum		503	502	499	494	1996

X1.1

		Frequency	Percent	Valid Percent	Cumulative Percent
Valid	2	4	3.4	3.4	3.4
	3	4	3.4	3.4	6.8
	4	67	56.8	56.8	63.6
	5	43	36.4	36.4	100.0
	Total	118	100.0	100.0	

X1.2

		Frequency	Percent	Valid Percent	Cumulative Percent
Valid	2	2	1.7	1.7	1.7
	3	12	10.2	10.2	11.9
	4	58	49.2	49.2	61.0
	5	46	39.0	39.0	100.0
	Total	118	100.0	100.0	

X1.3

	Frequency	Percent	Valid Percent	Cumulative Percent
3	10	8.5	8.5	8.5
4	71	60.2	60.2	68.6
5	37	31.4	31.4	100.0
Total	118	100.0	100.0	

X1.4

	Frequency	Percent	Valid Percent	Cumulative Percent
3	16	13.6	13.6	13.6
4	64	54.2	54.2	67.8
5	38	32.2	32.2	100.0
Total	118	100.0	100.0	

b. Disiplin Kerja

Statistics

	X2.1	X2.2	X2.3	X2.4	X2
N Valid	118	118	118	118	118
Missing	0	0	0	0	0
Mean	4.47	4.34	4.16	4.22	17.19
Median	4.00	4.00	4.00	4.00	17.00
Mode	4	4	4	4	16
Sum	527	512	491	498	2028

X2.1

	Frequency	Percent	Valid Percent	Cumulative Percent
4	63	53.4	53.4	53.4
5	55	46.6	46.6	100.0
Total	118	100.0	100.0	

X2.2

	Frequency	Percent	Valid Percent	Cumulative Percent
3	2	1.7	1.7	1.7
4	74	62.7	62.7	64.4
5	42	35.6	35.6	100.0
Total	118	100.0	100.0	

X2.3

	Frequency	Percent	Valid Percent	Cumulative Percent
2	4	3.4	3.4	3.4
3	2	1.7	1.7	5.1
4	83	70.3	70.3	75.4
5	29	24.6	24.6	100.0
Total	118	100.0	100.0	

X2.4

	Frequency	Percent	Valid Percent	Cumulative Percent
3	10	8.5	8.5	8.5
4	72	61.0	61.0	69.5
5	36	30.5	30.5	100.0
Total	118	100.0	100.0	

c. Motivasi

Statistics

		X3.1	X3.2	X3.3	X3.4	X3
N	Valid	118	118	118	118	118
	Missing	0	0	0	0	0
Mean		4.42	4.31	4.28	4.29	17.31
Median		4.00	4.00	4.00	4.00	17.00

Mode	4	4	4	5	16
Sum	522	509	505	506	2042

X3.1

	Frequency	Percent	Valid Percent	Cumulative Percent
3	4	3.4	3.4	3.4
4	60	50.8	50.8	54.2
5	54	45.8	45.8	100.0
Total	118	100.0	100.0	

X3.2

	Frequency	Percent	Valid Percent	Cumulative Percent
3	2	1.7	1.7	1.7
4	77	65.3	65.3	66.9
5	39	33.1	33.1	100.0
Total	118	100.0	100.0	

X3.3

	Frequency	Percent	Valid Percent	Cumulative Percent
3	4	3.4	3.4	3.4
4	77	65.3	65.3	68.6
5	37	31.4	31.4	100.0
Total	118	100.0	100.0	

X3.4

	Frequency	Percent	Valid Percent	Cumulative Percent
2	2	1.7	1.7	1.7
3	16	13.6	13.6	15.3
4	46	39.0	39.0	54.2
5	54	45.8	45.8	100.0

Total	118	100.0	100.0
-------	-----	-------	-------

d. Kinerja Karyawan

Statistics

		Y1	Y2	Y3	Y4	Y
N	Valid	118	118	118	118	118
	Missing	0	0	0	0	0
Mean		4.37	4.23	4.25	4.36	17.20
Median		4.00	4.00	4.00	4.00	17.00
Mode		4	4	4	4	16
Sum		516	499	501	514	2030

Y1

	Frequency	Percent	Valid Percent	Cumulative Percent
4	74	62.7	62.7	62.7
Valid 5	44	37.3	37.3	100.0
Total	118	100.0	100.0	

Y2

	Frequency	Percent	Valid Percent	Cumulative Percent
4	91	77.1	77.1	77.1
Valid 5	27	22.9	22.9	100.0
Total	118	100.0	100.0	

Y3

	Frequency	Percent	Valid Percent	Cumulative Percent
4	89	75.4	75.4	75.4
Valid 5	29	24.6	24.6	100.0
Total	118	100.0	100.0	

Y4

	Frequency	Percent	Valid Percent	Cumulative Percent
3	2	1.7	1.7	1.7
Valid 4	72	61.0	61.0	62.7
5	44	37.3	37.3	100.0
Total	118	100.0	100.0	



LAMPIRAN 4

HASIL UJI VALIDITAS



LAMPIRAN 4 : HASIL UJI VALIDITAS

a. Kecerdasan Emosional

		Correlations				
		X1.1	X1.2	X1.3	X1.4	X1
X1.1	Pearson Correlation	1	.303**	.294**	.253**	.595**
	Sig. (2-tailed)		.001	.001	.006	.000
	N	118	118	118	118	118
X1.2	Pearson Correlation	.303**	1	.617**	.600**	.818**
	Sig. (2-tailed)	.001		.000	.000	.000
	N	118	118	118	118	118
X1.3	Pearson Correlation	.294**	.617**	1	.797**	.857**
	Sig. (2-tailed)	.001	.000		.000	.000
	N	118	118	118	118	118
X1.4	Pearson Correlation	.253**	.600**	.797**	1	.842**
	Sig. (2-tailed)	.006	.000	.000		.000
	N	118	118	118	118	118
X1	Pearson Correlation	.595**	.818**	.857**	.842**	1
	Sig. (2-tailed)	.000	.000	.000	.000	
	N	118	118	118	118	118

** . Correlation is significant at the 0.01 level (2-tailed).

b. Disiplin Kerja

Correlations

	X2.1	X2.2	X2.3	X2.4	X2
X2.1 Pearson Correlation	1	.614**	.115	.258**	.635**
X2.1 Sig. (2-tailed)		.000	.213	.005	.000
X2.1 N	118	118	118	118	118
X2.2 Pearson Correlation	.614**	1	.289**	.491**	.786**
X2.2 Sig. (2-tailed)	.000		.002	.000	.000
X2.2 N	118	118	118	118	118
X2.3 Pearson Correlation	.115	.289**	1	.590**	.713**
X2.3 Sig. (2-tailed)	.213	.002		.000	.000
X2.3 N	118	118	118	118	118
X2.4 Pearson Correlation	.258**	.491**	.590**	1	.813**
X2.4 Sig. (2-tailed)	.005	.000	.000		.000
X2.4 N	118	118	118	118	118
X2 Pearson Correlation	.635**	.786**	.713**	.813**	1
X2 Sig. (2-tailed)	.000	.000	.000	.000	
X2 N	118	118	118	118	118

** . Correlation is significant at the 0.01 level (2-tailed).

c. Motivasi

Correlations

	X3.1	X3.2	X3.3	X3.4	X3
X3.1 Pearson Correlation	1	.466**	.264**	.191*	.596**
X3.1 Sig. (2-tailed)		.000	.004	.038	.000
X3.1 N	118	118	118	118	118
X3.2 Pearson Correlation	.466**	1	.741**	.499**	.845**
X3.2 Sig. (2-tailed)	.000		.000	.000	.000
X3.2 N	118	118	118	118	118
X3.3 Pearson Correlation	.264**	.741**	1	.634**	.842**
X3.3 Sig. (2-tailed)	.004	.000		.000	.000
X3.3 N	118	118	118	118	118
X3.4 Pearson Correlation	.191*	.499**	.634**	1	.802**
X3.4 Sig. (2-tailed)	.038	.000	.000		.000
X3.4 N	118	118	118	118	118
X3 Pearson Correlation	.596**	.845**	.842**	.802**	1
X3 Sig. (2-tailed)	.000	.000	.000	.000	
X3 N	118	118	118	118	118

** . Correlation is significant at the 0.01 level (2-tailed).

* . Correlation is significant at the 0.05 level (2-tailed).

d. Kinerja Karyawan

Correlations

		Y1	Y2	Y3	Y4	Y
Y1	Pearson Correlation	1	.373**	.252**	.285**	.637**
	Sig. (2-tailed)		.000	.006	.002	.000
	N	118	118	118	118	118
Y2	Pearson Correlation	.373**	1	.579**	.527**	.797**
	Sig. (2-tailed)	.000		.000	.000	.000
	N	118	118	118	118	118
Y3	Pearson Correlation	.252**	.579**	1	.640**	.800**
	Sig. (2-tailed)	.006	.000		.000	.000
	N	118	118	118	118	118
Y4	Pearson Correlation	.285**	.527**	.640**	1	.816**
	Sig. (2-tailed)	.002	.000	.000		.000
	N	118	118	118	118	118
Y	Pearson Correlation	.637**	.797**	.800**	.816**	1
	Sig. (2-tailed)	.000	.000	.000	.000	
	N	118	118	118	118	118

** . Correlation is significant at the 0.01 level (2-tailed).

LAMPIRAN 5

HASIL UJI RELIABILITAS



LAMPIRAN 5 : HASIL UJI RELIABILITAS

1. Kecerdasan Emosional (X1)

Case Processing Summary

		N	%
Cases	Valid	118	100.0
	Excluded ^a	0	.0
	Total	118	100.0

a. Listwise deletion based on all variables in the procedure.

Reliability Statistics

Cronbach's Alpha	N of Items
.807	5

2. Disiplin Kerja (X2)

Case Processing Summary

		N	%
Cases	Valid	118	100.0
	Excluded ^a	0	.0
	Total	118	100.0

a. Listwise deletion based on all variables in the procedure.

Reliability Statistics

Cronbach's Alpha	N of Items
.793	5

3. Motivasi (X3)

Case Processing Summary

		N	%
Cases	Valid	118	100.0
	Excluded ^a	0	.0
	Total	118	100.0

a. Listwise deletion based on all variables in the procedure.

Reliability Statistics

Cronbach's Alpha	N of Items
.802	5

4. Kinerja Karyawan (Y)

Case Processing Summary

		N	%
Cases	Valid	118	100.0
	Excluded ^a	0	.0
	Total	118	100.0

a. Listwise deletion based on all variables in the procedure.

Reliability Statistics

Cronbach's Alpha	N of Items
.802	5



LAMPIRAN 6
HASIL UJI REGRESI, UJI
ASUMSI KLASIK DAN UJI
HIPOTESIS

LAMPIRAN 6 : HASIL UJI REGRESI, UJI ASUMSI KLASIK DAN UJI HIPOTESIS

Variables Entered/Removed^a

Model	Variables Entered	Variables Removed	Method
1	X3, X2, X1 ^b	.	Enter

a. Dependent Variable: Y

b. All requested variables entered.

Model Summary^b

Model	R	R Square	Adjusted R Square	Std. Error of the Estimate	Change Statistics					Durbin-Watson
					R Square Change	F Change	df1	df2	Sig. F Change	
1	.877 ^a	.770	.764	.686	.770	127.012	3	114	.000	2.214

a. Predictors: (Constant), X3, X2, X1

b. Dependent Variable: Y

ANOVA^a

Model		Sum of Squares	df	Mean Square	F	Sig.
1	Regression	179.435	3	59.812	127.012	.000 ^b
	Residual	53.684	114	.471		
	Total	233.119	117			

a. Dependent Variable: Y

b. Predictors: (Constant), X3, X2, X1

Coefficients^a

Model	Unstandardized Coefficients		Standardized Coefficients	t	Sig.	Correlations			Collinearity Statistics	
	B	Std. Error	Beta			Zero-order	Partial	Part	Tolerance	VIF
	(Constant)	2.471	.900							
X1	.142	.035	.206	4.028	.000	.570	.353	.181	.769	1.300
X2	.145	.039	.168	3.707	.000	.243	.328	.167	.988	1.012
X3	.568	.040	.729	14.260	.000	.839	.800	.641	.774	1.292

a. Dependent Variable: Y

Collinearity Diagnostics^a

Model	Dimension	Eigenvalue	Condition Index	Variance Proportions			
				(Constant)	X1	X2	X3
1	1	3.978	1.000	.00	.00	.00	.00
	2	.012	18.567	.03	.35	.36	.08
	3	.007	24.608	.01	.65	.07	.69
	4	.003	33.919	.96	.00	.57	.23

a. Dependent Variable: Y

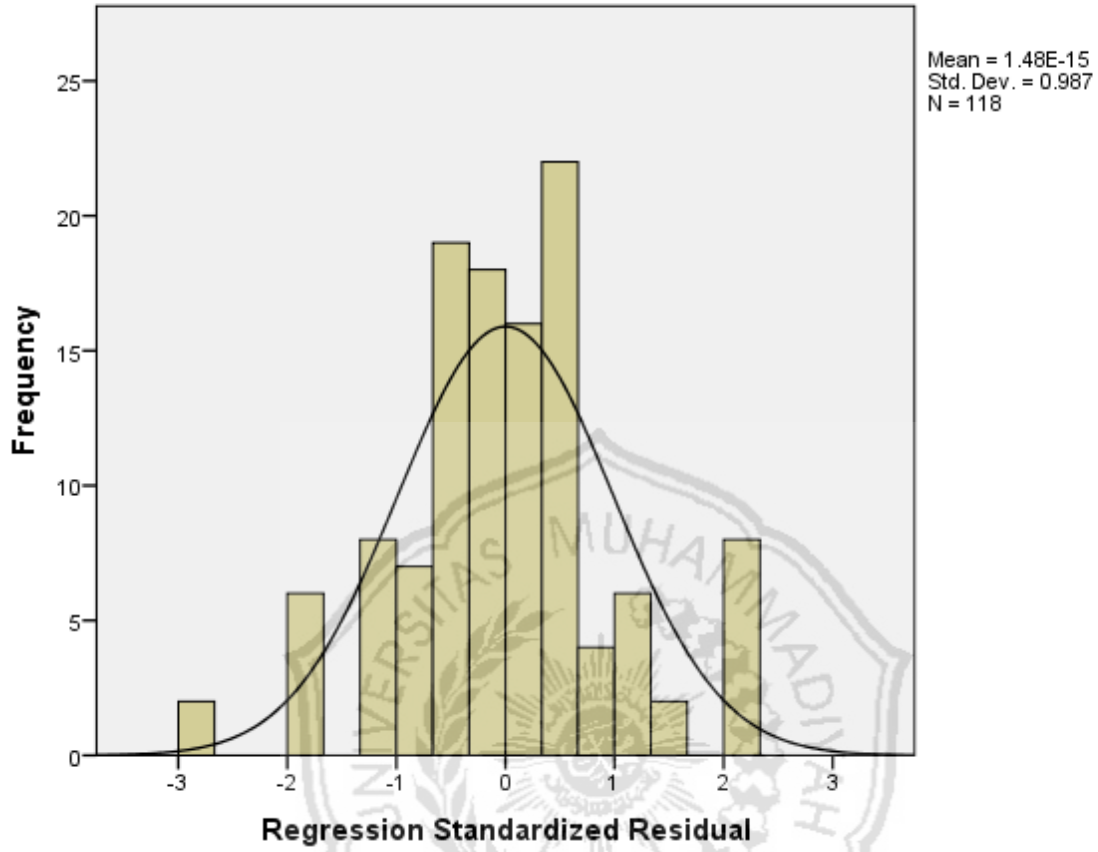
Residuals Statistics^a

	Minimum	Maximum	Mean	Std. Deviation	N
Predicted Value	14.47	19.58	17.20	1.238	118
Std. Predicted Value	-2.211	1.920	.000	1.000	118
Standard Error of Predicted Value	.065	.227	.120	.039	118
Adjusted Predicted Value	14.28	19.62	17.20	1.244	118
Residual	-2.007	1.567	.000	.677	118
Std. Residual	-2.924	2.283	.000	.987	118
Stud. Residual	-3.093	2.371	.001	1.016	118
Deleted Residual	-2.245	1.724	.001	.718	118
Stud. Deleted Residual	-3.217	2.421	.000	1.031	118
Mahal. Distance	.060	11.852	2.975	2.590	118
Cook's Distance	.000	.284	.015	.044	118
Centered Leverage Value	.001	.101	.025	.022	118

a. Dependent Variable: Y

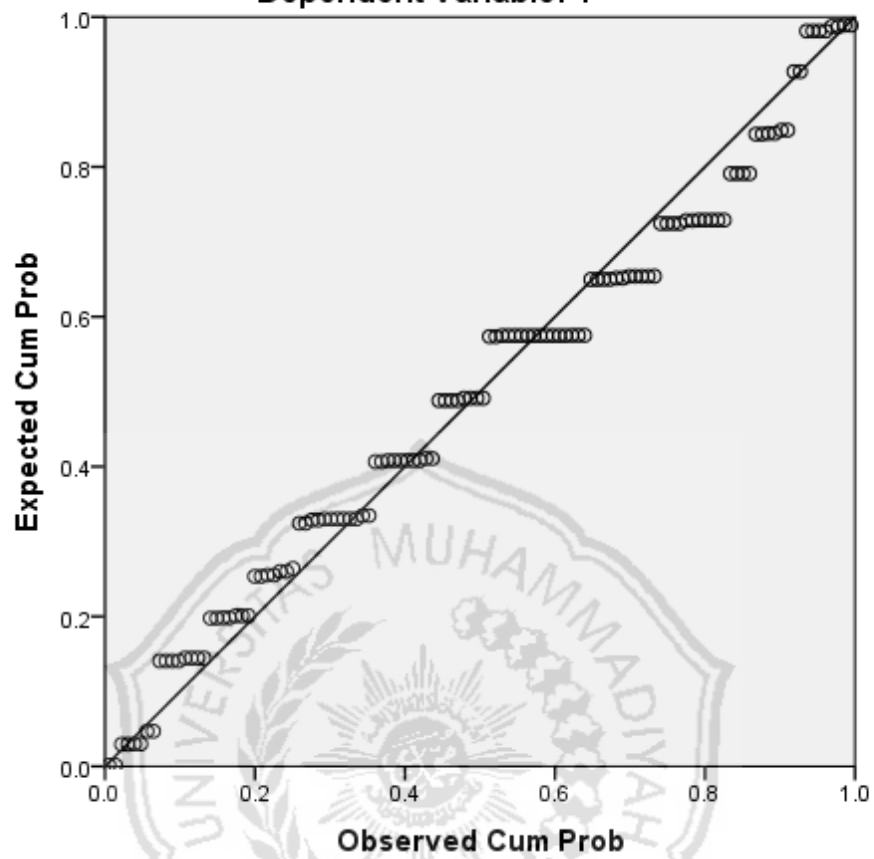
Histogram

Dependent Variable: Y



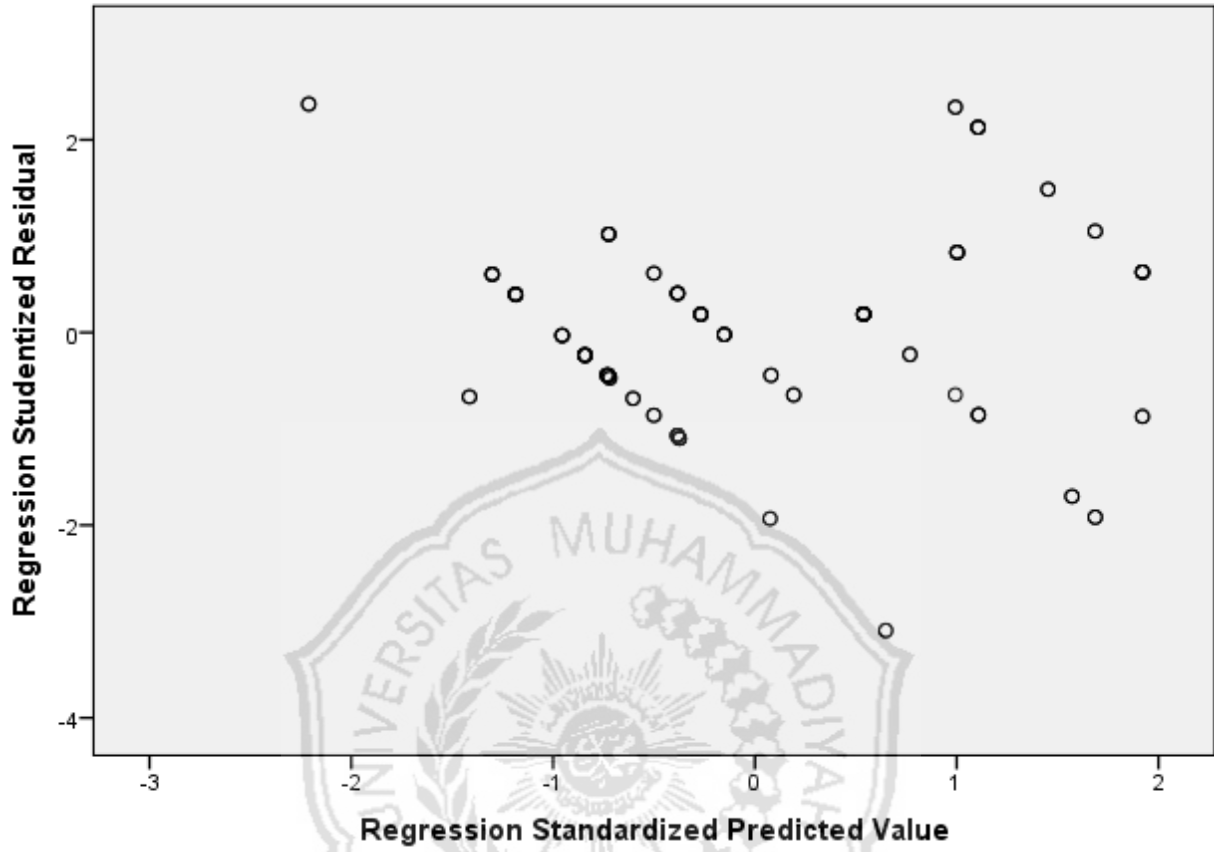
Normal P-P Plot of Regression Standardized Residual

Dependent Variable: Y



Scatterplot

Dependent Variable: Y



The logo of Universitas Muhammadiyah Jember is a circular emblem with a scalloped border. It features a central figure, possibly a religious or historical figure, surrounded by a wreath. The text "UNIVERSITAS MUHAMMADIYAH" is written along the top inner edge, and "JEMBER" is written along the bottom inner edge, with two small stars on either side.

LAMPIRAN 7
r TABEL

LAMPIRAN 7 : r TABEL

Tabel r product Moment (Sig = 0,05)							
df	R	df	r	df	r	df	r
1	0.9969	26	0.3739	51	0.2706	76	0.2227
2	0.9500	27	0.3673	52	0.2681	77	0.2213
3	0.8783	28	0.3610	53	0.2656	78	0.2199
4	0.8114	29	0.3550	54	0.2632	79	0.2165
5	0.7545	30	0.3494	55	0.2609	80	0.2162
6	0.7067	31	0.3440	56	0.2586	81	0.2159
7	0.6664	32	0.3388	57	0.2564	82	0.2146
8	0.6319	33	0.3388	58	0.2542	83	0.2133
9	0.6021	34	0.3291	59	0.2521	84	0.2120
10	0.5760	35	0.3246	60	0.2500	85	0.2108
11	0.5529	36	0.3202	61	0.2480	86	0.2096
12	0.5324	37	0.3160	62	0.2461	87	0.2084
13	0.5140	38	0.3120	63	0.2441	88	0.2072
14	0.4973	39	0.3081	64	0.2423	89	0.2061
15	0.4821	40	0.3044	65	0.2404	90	0.2050
16	0.4683	41	0.3008	66	0.2387	91	0.2039
17	0.4555	42	0.2973	67	0.2369	92	0.2028
18	0.4438	43	0.2940	68	0.2352	93	0.2017
19	0.4329	44	0.2907	69	0.2335	94	0.2006
20	0.4227	45	0.2876	70	0.2319	95	0.1996
21	0.4132	46	0.2845	71	0.2303	96	0.1986
22	0.4044	47	0.2816	72	0.2287	97	0.1975
23	0.3961	48	0.2787	73	0.2272	98	0.1966
24	0.3882	49	0.2759	74	0.2257	99	0.1956
25	0.3809	50	0.2732	75	0.2242	100	0.1946

The logo of Universitas Muhammadiyah Jember is a circular emblem with a scalloped border. It features a central figure, possibly a religious or historical figure, surrounded by a wreath. The text "UNIVERSITAS MUHAMMADIYAH" is written along the top inner edge, and "JEMBER" is written along the bottom inner edge, separated by two small stars.

LAMPIRAN 8
t TABEL

LAMPIRAN 8 : t TABEL

Tabel Distribusi t			
Df	0,1	0,05	0,025
1	3.0777	6.3138	12.7062
2	1.8856	2.9200	4.3027
3	1.6377	2.3534	3.1824
4	1.5332	2.1318	2.7764
5	1.4759	2.0150	2.5706
6	1.4398	1.9432	2.4469
7	1.4149	1.8946	2.3646
8	1.3968	1.8595	2.3060
9	1.3830	1.8331	2.2622
10	1.3722	1.8125	2.2281
11	1.3634	1.7959	2.2010
12	1.3562	1.7823	2.1788
13	1.3502	1.7709	2.1604
14	1.3450	1.7613	2.1448
15	1.3406	1.7531	2.1314
16	1.3368	1.7459	2.1199
17	1.3334	1.7396	2.1098
18	1.3304	1.7341	2.1009
19	1.3277	1.7291	2.0930
20	1.3253	1.7247	2.0860
21	1.3232	1.7207	2.0796
22	1.3212	1.7171	2.0739
23	1.3195	1.7139	2.0687
24	1.3178	1.7109	2.0639
25	1.3163	1.7081	2.0595
26	1.3150	1.7056	2.0555
27	1.3137	1.7033	2.0518
28	1.3125	1.7011	2.0484
29	1.3114	1.6991	2.0452
30	1.3104	1.6973	2.0423
31	1.3095	1.6955	2.0395
32	1.3086	1.6939	2.0369
33	1.3077	1.6924	2.0345
34	1.3070	1.6909	2.0322
35	1.3062	1.6896	2.0301
36	1.3055	1.6883	2.0281
37	1.3049	1.6871	2.0262
38	1.3042	1.6860	2.0244
39	1.3036	1.6849	2.0227
40	1.3031	1.6839	2.0211
41	1.3025	1.6829	2.0195
42	1.3020	1.6820	2.0181
43	1.3016	1.6811	2.0167

44	1.3011	1.6802	2.0154
45	1.3006	1.6794	2.0141
46	1.3002	1.6787	2.0129
47	1.2998	1.6779	2.0117
48	1.2994	1.6772	2.0106
49	1.2991	1.6766	2.0096
50	1.2987	1.6759	2.0086
51	1.2984	1.6753	2.0076
52	1.2980	1.6747	2.0066
53	1.2977	1.6741	2.0057
54	1.2974	1.6736	2.0049
55	1.2971	1.6730	2.0040
56	1.2969	1.6725	2.0032
57	1.2966	1.6720	2.0025
58	1.2963	1.6716	2.0017
59	1.2961	1.6711	2.0010
60	1.2958	1.6706	2.0003
61	1.2956	1.6702	1.9996
62	1.2954	1.6698	1.9990
63	1.2951	1.6694	1.9983
64	1.2949	1.6690	1.9977
65	1.2947	1.6686	1.9971
66	1.2945	1.6683	1.9966
67	1.2943	1.6679	1.9960
68	1.2941	1.6676	1.9955
69	1.2939	1.6672	1.9949
70	1.2938	1.6669	1.9944
71	1.2936	1.6666	1.9939
72	1.2934	1.6663	1.9935
73	1.2933	1.6660	1.9930
74	1.2931	1.6657	1.9925
75	1.2929	1.6654	1.9921
76	1.2928	1.6652	1.9917
77	1.2926	1.6649	1.9913
78	1.2925	1.6646	1.9908
79	1.2924	1.6644	1.9905
80	1.2922	1.6641	1.9901
81	1.2921	1.6639	1.9897
82	1.2920	1.6636	1.9893
83	1.2918	1.6634	1.9890
84	1.2917	1.6632	1.9886
85	1.2916	1.6630	1.9883
86	1.2915	1.6628	1.9879
87	1.2914	1.6626	1.9876
88	1.2912	1.6624	1.9873
89	1.2911	1.6622	1.987
90	1.291	1.662	1.9867
91	1.2909	1.6618	1.9864

92	1.2908	1.6616	1.9861
93	1.2907	1.6614	1.9858
94	1.2906	1.6612	1.9855
95	1.2905	1.6611	1.9853
96	1.2904	1.6609	1.985
97	1.2903	1.6607	1.9847
98	1.2902	1.6606	1.9845
99	1.2902	1.6604	1.9842
100	1.2901	1.6602	1.984





LAMPIRAN 9
DOKUMENTASI

LAMPIRAN 9 : DOKUMENTASI



