



LAMPIRAN 1 :
Pengantar Kuesioner

Pengantar Kuesioner



KUESIONER PENELITIAN

**PENGARUH BAURAN PEMASARAN TERHADAP
KEPUASAN PELANGGAN PADA BENGKEL AHASS GONO
MOTOR BALUNG**

Kepada Yth.

Sdr. Pelanggan Bengkel Ahass Gono Motor Balung
di tempat

Berkaitan dengan kegiatan penelitian yang saya lakukan dengan judul “Pengaruh Bauran Pemasaran Terhadap Kepuasan Pelanggan pada Bengkel Ahass Gono Motor Balung” sebagai salah satu syarat untuk memperoleh gelar Sarjana Ekonomi pada Universitas Muhammadiyah Jember, maka dengan ini saya mengharapkan bantuan saudara untuk mengisi daftar pertanyaan yang saya sertakan di bawah ini.

Agar memperoleh masukan yang berarti, saya berharap kuesioner ini diisi dengan keadaan yang sebenarnya. Semua sumber dan data yang diperoleh dijamin kerahasiaannya.

Atas perhatian dan bantuannya saya mengucapkan banyak terima kasih.

M. FARDAN FARDYAN

NIM 14.104.11213



LAMPIRAN 2:
Petunjuk Pengisian
Kuesioner Penelitian

KUESIONER

Petunjuk Pengisian

Berilah penilaian sejujurnya dalam pengisian kuesioner ini dengan mengisi jawaban dan memberikan tanda () pada salah satu jawaban yang tersedia.

a. Data responden

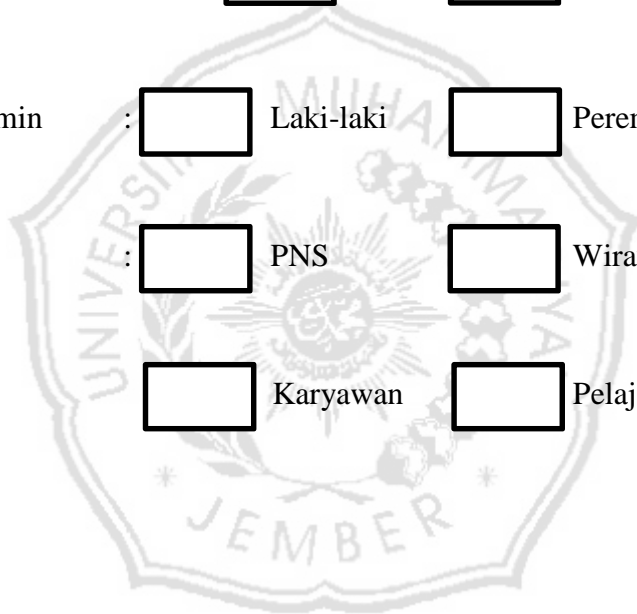
1. No. Responden :

2. Umur : 20-30 31-40 40

3. Jenis kelamin : Laki-laki Perempuan

4. Pekerjaan : PNS Wirausaha

Karyawan Pelajar/Mahasiswa





LAMPIRAN 3:
Kuesioner Penelitian

b. Pertanyaan

Isilah tabel di bawah ini sesuai dengan kondisi yang sebenarnya dengan memberikan tanda () pada salah satu jawaban

Keterangan :

- SS** = Sangat Setuju
- S** = Setuju
- R** = Ragu-Ragu
- TS** = Tidak Setuju
- STS** = Sangat Tidak Setuju

No	Pertanyaan	SS	S	R	TS	STS
	Produk					
1	Produk bengkel Ahass Gono Motor menyediakan bebas dari cacat					
2	Produk bengkel Ahass Gono Motor tidak mudah rusak dan memiliki umur ekonomis yang lama					
3	Produk bengkel Ahass Gono Motor mempunyai ketersediaan dan beragam produk					
	Harga					
1	Harga servis bengkel Ahass Gono Motor sesuai dengan kualitas produk yang disediakan					
2	Kesesuaian harga servis bengkel Ahass Gono Motor dengan kemampuan daya beli					
3	Ahass Gono Motor sekali-kali mengadakan potongan harga (diskon) atau mendapatkan kupon servis gratis					
	Lokasi					
1	Lokasi bengkel Ahass Gono Motor yang terjangkau					
2	Akses menuju bengkel Ahass Gono Motor sangat mudah					

3	Lokasi bengkel Ahas Gono Motor dilalui banyak transportasi					
	Promosi					
1	Papan nama bengkel Ahas Gono Motor terlihat jelas dari jalan besar					
2	Pegawai bengkel Ahas Gono Motor meminta alamat saya untuk dihubungi, untuk penawaran servis					
3	Bengkel Ahas Gono Motor memberikan kupon potongan harga setiap beberapa kali servis di bengkel Ahas Gono Motor					
	Kepuasan Pelanggan					
1	Saya merasa puas dengan produk yang ditawarkan bengkel Ahas Gono Motor					
2	Saya merasa puas dengan harga yang ditawarkan bengkel Ahas Gono Motor					
3	Saya puas dengan pelayanan yang tepat dan cepat diberikan bengkel Ahas Gono Motor					

LAMPIRAN 4 :
Rekapitulasi Kuesioner



Nomer	Produk			Harga				Lokasi			Promosi			Kepuasan Pelanggan						
	X1.1	X1.2	X1.3	X1	X2.1	X2.2	X2.3	X2	X3.1	X3.2	X3.3	X3	X4.1	X4.2	X4.3	X4	Y.1	Y.2	Y.3	Y1
1	5	5	5	15	4	5	5	14	4	5	5	14	5	5	4	14	4	5	5	14
2	4	3	3	10	3	3	3	9	3	3	4	10	4	3	3	10	3	4	3	10
3	3	4	3	10	3	3	4	10	3	3	4	10	3	3	3	9	3	3	3	9
4	4	5	4	13	5	4	4	13	4	4	5	13	4	4	5	13	5	4	4	13
5	5	5	5	15	5	5	5	15	5	5	5	15	5	5	5	15	5	5	5	15
6	5	5	4	14	5	5	5	15	4	5	5	14	5	4	5	14	5	5	4	14
7	4	4	5	13	4	4	4	12	4	4	4	12	4	4	4	12	4	4	4	12
8	4	4	4	12	4	4	4	12	4	4	4	12	4	5	3	12	4	4	4	12
9	4	4	4	12	4	4	4	12	4	4	4	12	4	4	4	12	4	4	4	12
10	4	4	5	13	4	4	5	13	4	4	4	12	5	4	4	13	4	4	5	13
11	4	4	5	13	4	5	5	14	4	5	4	13	4	4	4	12	5	4	4	13
12	4	4	4	12	4	4	4	12	4	4	4	12	4	4	4	12	4	4	4	12
13	4	4	4	12	4	4	4	12	4	4	5	13	4	4	4	12	4	4	4	12
14	5	5	4	14	5	5	5	15	4	5	5	14	5	5	4	14	5	5	4	14
15	4	5	5	14	4	4	4	12	4	5	5	14	4	5	5	14	5	5	4	14
16	4	4	4	12	4	4	4	12	4	4	3	11	4	4	4	12	4	4	4	12
17	5	5	4	14	5	5	5	15	5	5	4	14	4	5	5	14	5	5	4	14
18	5	4	5	14	5	4	4	13	5	5	4	14	4	5	4	13	5	5	4	14
19	5	5	5	15	4	5	5	14	5	5	5	15	5	5	4	14	4	5	5	14
20	4	4	4	12	4	4	4	12	4	4	4	12	4	4	4	12	4	4	4	12
21	4	4	5	13	4	4	4	12	4	4	5	13	5	4	4	13	4	5	4	13
22	5	5	5	15	5	5	5	15	5	5	5	15	5	5	5	15	5	5	5	15
23	4	5	4	13	4	5	4	13	4	4	5	13	4	4	5	13	4	4	5	13
24	4	4	4	12	4	4	4	12	4	4	4	12	4	4	4	12	4	4	4	12

25	3	4	4	11	3	4	4	11	4	3	3	10	4	4	3	11	3	4	4	11
26	2	3	3	8	3	3	3	9	3	4	3	10	3	3	3	9	3	3	4	10
27	4	4	4	12	4	4	5	13	4	4	4	12	4	4	4	12	4	4	4	12
28	4	4	4	12	4	4	4	12	4	4	4	12	4	4	4	12	4	4	4	12
29	4	4	4	12	4	4	4	12	4	4	5	13	4	4	4	12	4	4	4	12
30	5	5	5	15	4	5	5	14	5	5	5	15	5	5	5	15	5	5	5	15
31	4	4	4	12	4	4	5	13	4	3	3	10	4	4	4	12	4	4	4	12
32	4	4	4	12	3	4	4	11	4	4	3	11	4	4	4	12	4	4	4	12
33	5	4	4	13	4	4	5	13	5	4	4	13	4	5	5	14	5	4	4	13
34	5	5	5	14	5	5	5	15	5	5	5	15	5	5	5	15	5	5	5	15
35	4	4	4	12	4	4	4	12	4	4	3	11	4	4	4	12	4	4	4	12
36	4	4	4	12	4	5	4	13	5	4	4	13	4	4	4	12	4	4	4	12
37	4	4	4	12	4	4	4	12	4	3	3	10	4	4	4	12	4	4	4	12
38	5	4	4	13	4	4	5	13	4	4	4	12	5	4	4	13	5	4	4	13
39	4	5	5	14	4	4	5	13	4	4	5	13	4	5	5	14	5	4	4	13
40	5	5	5	15	5	5	5	15	5	5	5	15	5	5	4	14	5	5	5	15
41	4	4	4	12	5	4	4	13	4	4	5	13	4	4	4	12	5	4	4	13
42	4	4	5	13	5	4	4	13	4	4	5	13	4	4	4	12	5	4	4	13
43	4	4	4	12	3	4	4	11	4	4	4	12	4	4	4	12	4	4	4	12
44	5	5	4	14	5	4	4	13	4	4	5	13	4	4	5	13	5	4	4	13
45	5	5	5	15	5	5	4	14	4	5	5	14	5	4	4	13	5	4	5	14
46	4	4	4	12	4	4	4	12	4	4	4	12	5	4	4	13	4	4	4	12
47	5	5	5	15	5	5	5	15	5	5	5	15	5	5	5	15	5	5	5	15
48	4	4	4	12	4	4	5	13	4	4	4	12	4	4	4	12	4	4	4	12
49	4	5	3	12	4	4	4	12	4	4	4	12	4	4	5	13	4	4	4	12
50	5	4	5	14	5	5	4	14	5	5	5	15	5	4	4	13	4	5	5	14



LAMPIRAN 5 :
Frekuensi Pernyataan
Responden

Frekuensi Pernyataan Responden

1. Produk

FREQUENCIES VARIABLES=X1.1 X1.2 X1.3 /ORDER=ANALYSIS.

Frequency Table

X1.1

	Frequency	Percent	Valid Percent	Cumulative Percent
2,00	1	2,0	2,0	2,0
3,00	2	4,0	4,0	6,0
Valid 4,00	30	60,0	60,0	66,0
5,00	17	34,0	34,0	100,0
Total	50	100,0	100,0	

X1.2

	Frequency	Percent	Valid Percent	Cumulative Percent
3,00	2	4,0	4,0	4,0
Valid 4,00	30	60,0	60,0	64,0
5,00	18	36,0	36,0	100,0
Total	50	100,0	100,0	

X1.3

	Frequency	Percent	Valid Percent	Cumulative Percent
3,00	4	8,0	8,0	8,0
Valid 4,00	28	56,0	56,0	64,0
5,00	18	36,0	36,0	100,0
Total	50	100,0	100,0	

2. Harga

FREQUENCIES VARIABLES= X2.1 X2.2 X2.3 /ORDER=ANALYSIS.

Frequency Table

X2.1

	Frequency	Percent	Valid Percent	Cumulative Percent
Valid 3,00	6	12,0	12,0	12,0
4,00	29	58,0	58,0	70,0
5,00	15	30,0	30,0	100,0
Total	50	100,0	100,0	

X2.2

	Frequency	Percent	Valid Percent	Cumulative Percent
Valid 3,00	3	6,0	6,0	6,0
4,00	31	62,0	62,0	68,0
5,00	16	32,0	32,0	100,0
Total	50	100,0	100,0	

X2.3

	Frequency	Percent	Valid Percent	Cumulative Percent
Valid 3,00	2	4,0	4,0	4,0
4,00	29	58,0	58,0	62,0
5,00	19	38,0	38,0	100,0
Total	50	100,0	100,0	

3. Lokasi

FREQUENCIES VARIABLES= X3.1 X3.2 X3.3 /ORDER=ANALYSIS.

Frequency Table

X3.1

	Frequency	Percent	Valid Percent	Cumulative Percent
Valid 3,00	3	6,0	6,0	6,0
4,00	35	70,0	70,0	76,0
5,00	12	24,0	24,0	100,0
Total	50	100,0	100,0	

X3.2

	Frequency	Percent	Valid Percent	Cumulative Percent
Valid 3,00	5	10,0	10,0	10,0
4,00	29	58,0	58,0	68,0
5,00	16	32,0	32,0	100,0
Total	50	100,0	100,0	

X3.3

	Frequency	Percent	Valid Percent	Cumulative Percent
Valid 3,00	7	14,0	14,0	14,0
4,00	21	42,0	42,0	56,0
5,00	22	44,0	44,0	100,0
Total	50	100,0	100,0	

4. Promosi

FREQUENCIES VARIABLES= X4.1 X4.2 X4.3 /ORDER=ANALYSIS.

Frequency Table

X4.1

	Frequency	Percent	Valid Percent	Cumulative Percent
Valid 3,00	2	4,0	4,0	4,0
4,00	32	64,0	64,0	68,0
5,00	16	32,0	32,0	100,0
Total	50	100,0	100,0	

X4.2

	Frequency	Percent	Valid Percent	Cumulative Percent
Valid 3,00	3	6,0	6,0	6,0
4,00	32	64,0	64,0	70,0
5,00	15	30,0	30,0	100,0
Total	50	100,0	100,0	

X4.3

	Frequency	Percent	Valid Percent	Cumulative Percent
Valid 3,00	5	10,0	10,0	10,0
4,00	31	62,0	62,0	72,0
5,00	14	28,0	28,0	100,0
Total	50	100,0	100,0	

5. Kepuasan Pelanggan

FREQUENCIES VARIABLES= Y1.1 Y1.2 Y1./ORDER=ANALYSIS.

Frequency Table

Y1.1

	Frequency	Percent	Valid Percent	Cumulative Percent
	3,00	4	8,0	8,0
Valid	4,00	26	52,0	60,0
	5,00	20	40,0	100,0
Total	50	100,0	100,0	

Y1.2

	Frequency	Percent	Valid Percent	Cumulative Percent
	3,00	2	4,0	4,0
Valid	4,00	33	66,0	70,0
	5,00	15	30,0	100,0
Total	50	100,0	100,0	

Y1.3

	Frequency	Percent	Valid Percent	Cumulative Percent
	3,00	2	4,0	4,0
Valid	4,00	36	72,0	76,0
	5,00	12	24,0	100,0
Total	50	100,0	100,0	



LAMPIRAN 6 : **Uji Validitas**

Uji Validitas

1. Produk

```

CORRELATIONS
/VARIABLES=X1.1 X1.2 X1.3 X1
/PRINT=TWOTAIL NOSIG
/MISSING=PAIRWISE.
    
```

Correlations

		Correlations			
		X1.1	X1.2	X1.3	X1
X1.1	Pearson Correlation	1	,634**	,550**	,876**
	Sig. (2-tailed)		,000	,000	,000
	N	50	50	50	50
X1.2	Pearson Correlation	,634**	1	,458**	,817**
	Sig. (2-tailed)	,000		,000	,000
	N	50	50	50	50
X1.3	Pearson Correlation	,550**	,458**	1	,802**
	Sig. (2-tailed)	,000	,001		,000
	N	50	50	50	50
X1	Pearson Correlation	,876**	,817**	,802**	1
	Sig. (2-tailed)	,000	,000	,000	
	N	50	50	50	50

** . Correlation is significant at the 0.01 level (2-tailed).

2. Harga

```

CORRELATIONS
/VARIABLES=X2.1 X2.2 X2.3 X2
/PRINT=TWOTAIL NOSIG
/MISSING=PAIRWISE.
  
```

Correlations

		Correlations			
		X2.1	X2.2	X2.3	X2
X2.1	Pearson Correlation	1	,613**	,404**	,821**
	Sig. (2-tailed)		,000	,004	,000
	N	50	50	50	50
X2.2	Pearson Correlation	,613**	1	,621**	,887**
	Sig. (2-tailed)	,000		,000	,000
	N	50	50	50	50
X2.3	Pearson Correlation	,404**	,621**	1	,796**
	Sig. (2-tailed)	,004	,000		,000
	N	50	50	50	50
X2	Pearson Correlation	,821**	,887**	,796**	1
	Sig. (2-tailed)	,000	,000	,000	
	N	50	50	50	50

** . Correlation is significant at the 0.01 level (2-tailed).

3. Lokasi

```

CORRELATIONS
/VARIABLES=X3.1 X3.2 X3.3 X3
/PRINT=TWOTAIL NOSIG
/MISSING=PAIRWISE.
    
```

Correlations

		Correlations			
		X3.1	X3.2	X3.3	X3
X3.1	Pearson Correlation	1	,636**	,348*	,759**
	Sig. (2-tailed)		,000	,013	,000
	N	50	50	50	50
X3.2	Pearson Correlation	,636**	1	,595**	,895**
	Sig. (2-tailed)	,000		,000	,000
	N	50	50	50	50
X3.3	Pearson Correlation	,348*	,595**	1	,821**
	Sig. (2-tailed)	,013	,000		,000
	N	50	50	50	50
X3	Pearson Correlation	,759**	,895**	,821**	1
	Sig. (2-tailed)	,000	,000	,000	
	N	50	50	50	50

** Correlation is significant at the 0.01 level (2-tailed).

* Correlation is significant at the 0,05 level (2-tailed).

4. Promosi

```

CORRELATIONS
/VARIABLES=X4.1 X4.2 X4.3 X4
/PRINT=TWOTAIL NOSIG
/MISSING=PAIRWISE.
    
```

Correlations

		Correlations			
		X4.1	X4.2	X4.3	X4
X4.1	Pearson Correlation	1	,524**	,350*	,762**
	Sig. (2-tailed)		,000	,013	,000
	N	50	50	50	50
X4.2	Pearson Correlation	,524**	1	,545**	,854**
	Sig. (2-tailed)	,000		,000	,000
	N	50	50	50	50
X4.3	Pearson Correlation	,350*	,545**	1	,799**
	Sig. (2-tailed)	,013	,000		,000
	N	50	50	50	50
X4	Pearson Correlation	,762**	,854**	,799**	1
	Sig. (2-tailed)	,000	,000	,000	
	N	50	50	50	50

** Correlation is significant at the 0.01 level (2-tailed).

* Correlation is significant at the 0,05 level (2-tailed).

5. Kepuasan Pelanggan

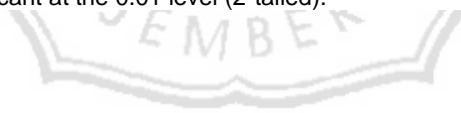
```

CORRELATIONS
/VARIABLES=Y1.1 Y1.2 Y1.3 Y
/PRINT=TWOTAIL NOSIG
/MISSING=PAIRWISE.
  
```

Correlations

		Correlations			
		Y.1	Y.2	Y.3	Y
Y.1	Pearson Correlation	1	,551**	,385**	,820**
	Sig. (2-tailed)		,000	,006	,000
	N	50	50	50	50
Y.2	Pearson Correlation	,551**	1	,579**	,860**
	Sig. (2-tailed)	,000		,000	,000
	N	50	50	50	50
Y.3	Pearson Correlation	,385**	,579**	1	,773**
	Sig. (2-tailed)	,006	,000		,000
	N	50	50	50	50
Y	Pearson Correlation	,820**	,860**	,773**	1
	Sig. (2-tailed)	,000	,000	,000	
	N	50	50	50	50

** . Correlation is significant at the 0.01 level (2-tailed).





LAMPIRAN 7 :
Hasil Uji Reliabilitas

Uji Reliabilitas

1. Produk

```
RELIABILITY  
/VARIABLES=X1.1 X1.2 X1.3 X1  
/SCALE('ALL VARIABLES') ALL  
/MODEL=ALPHA.
```

Reliability

Scale: ALL VARIABLES

Case Processing Summary

		N	%
Cases	Valid	50	100,0
	Excluded ^a	0	,0
	Total	50	100,0

a. Listwise deletion based on all variables in the procedure.

Reliability Statistics

Cronbach's Alpha	N of Items
,842	4

2. Harga

```
RELIABILITY  
/VARIABLES=X2.1 X2.2 X2.3 X2  
/SCALE('ALL VARIABLES') ALL  
/MODEL=ALPHA.
```

Reliability

Scale: ALL VARIABLES

Case Processing Summary

		N	%
Cases	Valid	50	100,0
	Excluded ^a	0	,0
	Total	50	100,0

a. Listwise deletion based on all variables in the procedure.

Reliability Statistics

Cronbach's Alpha	N of Items
,840	4

3. Lokasi

```
RELIABILITY  
/VARIABLES=X3.1 X3.2 X3.3 X3  
/SCALE('ALL VARIABLES') ALL  
/MODEL=ALPHA.
```

Reliability

Scale: ALL VARIABLES

Case Processing Summary

		N	%
Cases	Valid	50	100,0
	Excluded ^a	0	,0
	Total	50	100,0

a. Listwise deletion based on all variables in the procedure.

Reliability Statistics

Cronbach's Alpha	N of Items
,836	4

4. Promosi

```
RELIABILITY  
/VARIABLES=X4.1 X4.2 X4.3 X4  
/SCALE('ALL VARIABLES') ALL  
/MODEL=ALPHA.
```

Reliability

Scale: ALL VARIABLES

Case Processing Summary

		N	%
Cases	Valid	50	100,0
	Excluded ^a	0	,0
	Total	50	100,0

a. Listwise deletion based on all variables in the procedure.

Reliability Statistics

Cronbach's Alpha	N of Items
,828	4

5. Kepuasan Pelanggan

```
RELIABILITY  
/VARIABLES=Y1.1 Y1.2 Y1.3 Y1  
/SCALE('ALL VARIABLES') ALL  
/MODEL=ALPHA.
```

Reliability

Scale: ALL VARIABLES

Case Processing Summary

		N	%
Cases	Valid	50	100,0
	Excluded ^a	0	,0
	Total	50	100,0

a. Listwise deletion based on all variables in the procedure.

Reliability Statistics

Cronbach's Alpha	N of Items
,833	4



LAMPIRAN 8:
Hasil Uji Regresi, Uji
Asumsi Klasik, dan Uji
Hipotesis

```

REGRESSION
  /DESCRIPTIVES MEAN STDDEV CORR SIG N
  /MISSING LISTWISE
  /STATISTICS COEFF OUTS CI(95) BCOV R ANOVA COLLIN TOL CHANGE ZPP
  /CRITERIA=PIN(.05) POUT(.10)
  /NOORIGIN
  /DEPENDENT Y1
  /METHOD=ENTER X1 X2 X3 X4
  /SCATTERPLOT=( *ZPRED , *ZRESID)
  /RESIDUALS DURBIN NORMPROB(ZRESID)
  /CASEWISE PLOT(ZRESID) ALL.

```

Regression

Descriptive Statistics

	Mean	Std. Deviation	N
Y1	12,7800	1,34453	50
X1	12,8400	1,47579	50
X2	12,7800	1,46092	50
X3	12,7000	1,52864	50
X4	12,7000	1,35902	50

Model Summary^b

Model	R	R Square	Adjusted R Square	Std. Error of the Estimate	Change Statistics					Durbin-Watson
					R Square Change	F Change	df1	df2	Sig. F Change	
1	,973 ^a	,947	,942	,32338	,947	200,513	4	45	,000	2,235

a. Predictors: (Constant), X4, X3, X2, X1

b. Dependent Variable: Y1

ANOVA^a

Model		Sum of Squares	df	Mean Square	F	Sig.
1	Regression	83,874	4	20,969	200,513	,000 ^b
	Residual	4,706	45	,105		
	Total	88,580	49			

a. Dependent Variable: Y1

b. Predictors: (Constant), X4, X3, X2, X1

Coefficients ^a								
Model		Unstandardized Coefficients		Standardized Coefficients	t	Sig.	Collinearity Statistics	
		B	Std. Error	Beta			Tolerance	VIF
1	(Constant)	,612	,440		1,390	,171		
	X1	,210	,092	,230	2,280	,027	,116	8,648
	X2	,171	,069	,185	2,462	,018	,208	4,800
	X3	,236	,065	,269	3,610	,001	,213	4,695
	X4	,338	,087	,342	3,886	,000	,153	6,543

a. Dependent Variable: Y



Coefficient Correlations ^a						
Model			X4	X3	X2	X1
1	Correlations	X4	1,000	-,153	-,224	-,549
		X3	-,153	1,000	-,234	-,371
		X2	-,224	-,234	1,000	-,323
		X1	-,549	-,371	-,323	1,000
	Covariances	X4	,008	-,001	-,001	-,004
		X3	-,001	,004	-,001	-,002
		X2	-,001	-,001	,005	-,002
		X1	-,004	-,002	-,002	,008

a. Dependent Variable: Y

Collinearity Diagnostics^a

Model	Dimension	Eigenvalue	Condition Index	Variance Proportions				
				(Constant)	X1	X2	X3	X4
1	1	4,986	1,000	,00	,00	,00	,00	,00
	2	,009	23,327	,93	,01	,01	,03	,00
	3	,002	46,440	,02	,01	,34	,82	,03
	4	,002	51,397	,01	,10	,63	,10	,32
	5	,001	70,684	,04	,88	,02	,05	,64

a. Dependent Variable: Y



Residuals Statistics^a

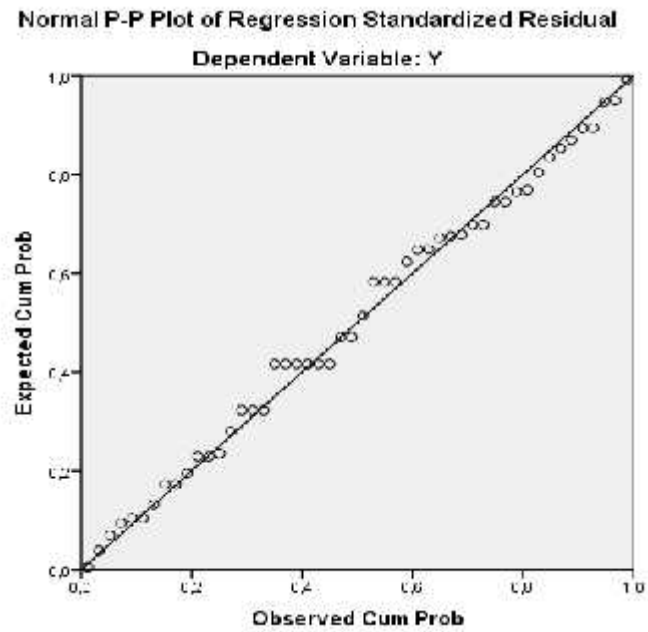
	Minimum	Maximum	Mean	Std. Deviation	N
Predicted Value	9,2311	14,9328	12,7800	1,30833	50
Residual	-,82138	,76890	,00000	,30990	50
Std. Predicted Value	-2,713	1,645	,000	1,000	50
Std. Residual	-2,540	2,378	,000	,958	50

a. Dependent Variable: Y

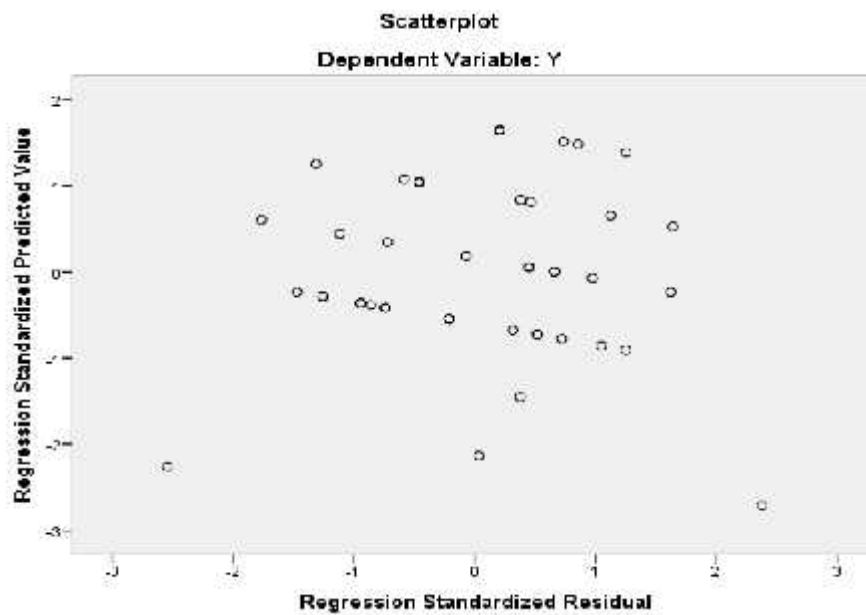


Charts

1. Hasil Uji Normalitas



2. Hasil Uji Heterokedastisitas





**LAMPIRAN 9 :Tabel
Distribusi F, dan Tabel
Distribusi t**

Titik Persentase Distribusi F untuk Probabilita = 0,05

Tabel Distribusi F										
	DF 1									
DF 2	1	2	3	4	5	6	7	8	9	10
1	161.4476	199.5000	215.7073	224.5833	230.1619	233.986	236.7684	238.8827	240.5433	241.8818
2	18.5128	19.0000	19.1643	19.2468	19.2964	19.3295	19.3532	19.371	19.3848	19.3959
3	10.1280	9.5521	9.2766	9.1172	9.0135	8.9406	8.8867	8.8452	8.8123	8.7855
4	7.7086	6.9443	6.5914	6.3882	6.2561	6.1631	6.0942	6.041	5.9988	5.9644
5	6.6079	5.7861	5.4095	5.1922	5.0503	4.9503	4.8759	4.8183	4.7725	4.7351
6	5.9874	5.1433	4.7571	4.5337	4.3874	4.2839	4.2067	4.1468	4.099	4.06
7	5.5914	4.7374	4.3468	4.1203	3.9715	3.866	3.787	3.7257	3.6767	3.6365
8	5.3177	4.4590	4.0662	3.8379	3.6875	3.5806	3.5005	3.4381	3.3881	3.3472
9	5.1174	4.2565	3.8625	3.6331	3.4817	3.3738	3.2927	3.2296	3.1789	3.1373
10	4.9646	4.1028	3.7083	3.4780	3.3258	3.2172	3.1355	3.0717	3.0204	2.9782
11	4.8443	3.9823	3.5874	3.3567	3.2039	3.0946	3.0123	2.948	2.8962	2.8536
12	4.7472	3.8853	3.4903	3.2592	3.1059	2.9961	2.9134	2.8486	2.7964	2.7534
13	4.6672	3.8056	3.4105	3.1791	3.0254	2.9153	2.8321	2.7669	2.7144	2.671

14	4.6001	3.7389	3.3439	3.1122	2.9582	2.8477	2.7642	2.6987	2.6458	2.6022
15	4.5431	3.6823	3.2874	3.0556	2.9013	2.7905	2.7066	2.6408	2.5876	2.5437
16	4.4940	3.6337	3.2389	3.0069	2.8524	2.7413	2.6572	2.5911	2.5377	2.4935
17	4.4513	3.5915	3.1968	2.9647	2.8100	2.6987	2.6143	2.548	2.4943	2.4499
18	4.4139	3.5546	3.1599	2.9277	2.7729	2.6613	2.5767	2.5102	2.4563	2.4117
19	4.3807	3.5219	3.1274	2.8951	2.7401	2.6283	2.5435	2.4768	2.4227	2.3779
20	4.3512	3.4928	3.0984	2.8661	2.7109	2.599	2.514	2.4471	2.3928	2.3479
21	4.3248	3.4668	3.0725	2.8401	2.6848	2.5727	2.4876	2.4205	2.366	2.321
22	4.3009	3.4434	3.0491	2.8167	2.6613	2.5491	2.4638	2.3965	2.3419	2.2967
23	4.2793	3.4221	3.0280	2.7955	2.6400	2.5277	2.4422	2.3748	2.3201	2.2747
24	4.2597	3.4028	3.0088	2.7763	2.6207	2.5082	2.4226	2.3551	2.3002	2.2547
25	4.2417	3.3852	2.9912	2.7587	2.6030	2.4904	2.4047	2.3371	2.2821	2.2365
26	4.2252	3.3690	2.9752	2.7426	2.5868	2.4741	2.3883	2.3205	2.2655	2.2197
27	4.2100	3.3541	2.9604	2.7278	2.5719	2.4591	2.3732	2.3053	2.2501	2.2043
28	4.1960	3.3404	2.9467	2.7141	2.5581	2.4453	2.3593	2.2913	2.236	2.19
29	4.1830	3.3277	2.9340	2.7014	2.5454	2.4324	2.3463	2.2783	2.2229	2.1768
30	4.1709	3.3158	2.9223	2.6896	2.5336	2.4205	2.3343	2.2662	2.2107	2.1646

31	4.1596	3.3048	2.9113	2.6787	2.5225	2.4094	2.3232	2.2549	2.1994	2.1532
32	4.1491	3.2945	2.9011	2.6684	2.5123	2.3991	2.3127	2.2444	2.1888	2.1425
33	4.1393	3.2849	2.8916	2.6589	2.5026	2.3894	2.303	2.2346	2.1789	2.1325
34	4.1300	3.2759	2.8826	2.6499	2.4936	2.3803	2.2938	2.2253	2.1696	2.1231
35	4.1213	3.2674	2.8742	2.6415	2.4851	2.3718	2.2852	2.2167	2.1608	2.1143
36	4.1132	3.2594	2.8663	2.6335	2.4772	2.3638	2.2771	2.2085	2.1526	2.1061
37	4.1055	3.2519	2.8588	2.6261	2.4696	2.3562	2.2695	2.2008	2.1449	2.0982
38	4.0982	3.2448	2.8517	2.6190	2.4625	2.349	2.2623	2.1936	2.1375	2.0909
39	4.0913	3.2381	2.8451	2.6123	2.4558	2.3423	2.2555	2.1867	2.1306	2.0839
40	4.0847	3.2317	2.8387	2.6060	2.4495	2.3359	2.249	2.1802	2.124	2.0772
41	4.0785	3.2257	2.8327	2.6000	2.4434	2.3298	2.2429	2.174	2.1178	2.071
42	4.0727	3.2199	2.8270	2.5943	2.4377	2.324	2.2371	2.1681	2.1119	2.065
43	4.0670	3.2145	2.8216	2.5888	2.4322	2.3185	2.2315	2.1625	2.1062	2.0593
44	4.0617	3.2093	2.8165	2.5837	2.4270	2.3133	2.2263	2.1572	2.1009	2.0539
45	4.0566	3.2043	2.8115	2.5787	2.4221	2.3083	2.2212	2.1521	2.0958	2.0487
46	4.0517	3.1996	2.8068	2.5740	2.4174	2.3035	2.2164	2.1473	2.0909	2.0438
47	4.0471	3.1951	2.8024	2.5695	2.4128	2.299	2.2118	2.1427	2.0862	2.0391

48	4.0427	3.1907	2.7981	2.5652	2.4085	2.2946	2.2074	2.1382	2.0817	2.0346
49	4.0384	3.1866	2.7939	2.5611	2.4044	2.2904	2.2032	2.134	2.0775	2.0303
50	4.0343	3.1826	2.7900	2.5572	2.4004	2.2864	2.1992	2.1299	2.0734	2.0261
51	4.0304	3.1788	2.7862	2.5534	2.3966	2.2826	2.1953	2.126	2.0694	2.0222
52	4.0266	3.1751	2.7826	2.5498	2.3930	2.2789	2.1916	2.1223	2.0656	2.0184
53	4.0230	3.1716	2.7791	2.5463	2.3894	2.2754	2.1881	2.1187	2.062	2.0147
54	4.0195	3.1682	2.7758	2.5429	2.3861	2.272	2.1846	2.1152	2.0585	2.0112
55	4.0162	3.1650	2.7725	2.5397	2.3828	2.2687	2.1813	2.1119	2.0552	2.0078
56	4.0130	3.1619	2.7694	2.5366	2.3797	2.2656	2.1782	2.1087	2.0519	2.0045
57	4.0099	3.1588	2.7664	2.5336	2.3767	2.2625	2.1751	2.1056	2.0488	2.0014
58	4.0069	3.1559	2.7636	2.5307	2.3738	2.2596	2.1721	2.1026	2.0458	1.9983
59	4.0040	3.1531	2.7608	2.5279	2.3710	2.2568	2.1693	2.0997	2.0429	1.9954
60	4.0012	3.1504	2.7581	2.5252	2.3683	2.2541	2.1665	2.097	2.0401	1.9926
61	3.9985	3.1478	2.7555	2.5226	2.3657	2.2514	2.1639	2.0943	2.0374	1.9899
62	3.9959	3.1453	2.7530	2.5201	2.3631	2.2489	2.1613	2.0917	2.0348	1.9872
63	3.9934	3.1428	2.7505	2.5177	2.3607	2.2464	2.1588	2.0892	2.0322	1.9847
64	3.9909	3.1404	2.7482	2.5153	2.3583	2.244	2.1564	2.0868	2.0298	1.9822

65	3.9886	3.1381	2.7459	2.5130	2.3560	2.2417	2.1541	2.0844	2.0274	1.9798
66	3.9863	3.1359	2.7437	2.5108	2.3538	2.2395	2.1518	2.0821	2.0251	1.9775
67	3.9840	3.1338	2.7416	2.5087	2.3517	2.2373	2.1497	2.0799	2.0229	1.9752
68	3.9819	3.1317	2.7395	2.5066	2.3496	2.2352	2.1475	2.0778	2.0207	1.973
69	3.9798	3.1296	2.7375	2.5046	2.3475	2.2332	2.1455	2.0757	2.0186	1.9709
70	3.9778	3.1277	2.7355	2.5027	2.3456	2.2312	2.1435	2.0737	2.0166	1.9689
71	3.9758	3.1258	2.7336	2.5008	2.3437	2.2293	2.1415	2.0717	2.0146	1.9669
72	3.9739	3.1239	2.7318	2.4989	2.3418	2.2274	2.1397	2.0698	2.0127	1.9649
73	3.9720	3.1221	2.7300	2.4971	2.3400	2.2256	2.1378	2.068	2.0108	1.9631
74	3.9702	3.1203	2.7283	2.4954	2.3383	2.2238	2.136	2.0662	2.009	1.9612
75	3.9685	3.1186	2.7266	2.4937	2.3366	2.2221	2.1343	2.0644	2.0073	1.9594
76	3.9668	3.1170	2.7249	2.4920	2.3349	2.2204	2.1326	2.0627	2.0055	1.9577
77	3.9651	3.1154	2.7233	2.4904	2.3333	2.2188	2.131	2.0611	2.0039	1.956
78	3.9635	3.1138	2.7218	2.4889	2.3317	2.2172	2.1294	2.0595	2.0022	1.9544
79	3.9619	3.1123	2.7203	2.4874	2.3302	2.2157	2.1278	2.0579	2.0007	1.9528
80	3.9604	3.1108	2.7188	2.4859	2.3287	2.2142	2.1263	2.0564	1.9991	1.9512
81	3.9589	3.1093	2.7173	2.4844	2.3273	2.2127	2.1248	2.0549	1.9976	1.9497

82	3.9574	3.1079	2.7159	2.4830	2.3259	2.2113	2.1234	2.0534	1.9961	1.9482
83	3.9560	3.1065	2.7146	2.4817	2.3245	2.2099	2.122	2.052	1.9947	1.9468
84	3.9546	3.1052	2.7132	2.4803	2.3231	2.2086	2.1206	2.0506	1.9933	1.9454
85	3.9532	3.1038	2.7119	2.4790	2.3218	2.2072	2.1193	2.0493	1.9919	1.944
86	3.9519	3.1026	2.7106	2.4777	2.3205	2.2059	2.118	2.048	1.9906	1.9426
87	3.9506	3.1013	2.7094	2.4765	2.3193	2.2047	2.1167	2.0467	1.9893	1.9413
88	3.9493	3.1001	2.7082	2.4753	2.3181	2.2034	2.1155	2.0454	1.988	1.94
89	3.9481	3.0989	2.7070	2.4741	2.3169	2.2022	2.1143	2.0442	1.9868	1.9388
90	3.9469	3.0977	2.7058	2.4729	2.3157	2.2011	2.1131	2.043	1.9856	1.9376
91	3.9457	3.0966	2.7047	2.4718	2.3145	2.1999	2.1119	2.0418	1.9844	1.9364
92	3.9445	3.0954	2.7036	2.4707	2.3134	2.1988	2.1108	2.0407	1.9833	1.9352
93	3.9434	3.0943	2.7025	2.4696	2.3123	2.1977	2.1097	2.0395	1.9821	1.9341
94	3.9423	3.0933	2.7014	2.4685	2.3113	2.1966	2.1086	2.0384	1.981	1.9329
95	3.9412	3.0922	2.7004	2.4675	2.3102	2.1955	2.1075	2.0374	1.9799	1.9318
96	3.9402	3.0912	2.6994	2.4665	2.3092	2.1945	2.1065	2.0363	1.9789	1.9308
97	3.9391	3.0902	2.6984	2.4655	2.3082	2.1935	2.1054	2.0353	1.9778	1.9297
98	3.9381	3.0892	2.6974	2.4645	2.3072	2.1925	2.1044	2.0343	1.9768	1.9287

99	3.9371	3.0882	2.6965	2.4636	2.3063	2.1915	2.1035	2.0333	1.9758	1.9277
100	3.9361	3.0873	2.6955	2.4626	2.3053	2.1906	2.1025	2.0323	1.9748	1.9267



Titik Persentase Distribusi t

Tabel Distribusi t			
Df	0,1	0,05	0,025
1	3.0777	6.3138	12.7062
2	1.8856	2.9200	4.3027
3	1.6377	2.3534	3.1824
4	1.5332	2.1318	2.7764
5	1.4759	2.0150	2.5706
6	1.4398	1.9432	2.4469
7	1.4149	1.8946	2.3646
8	1.3968	1.8595	2.3060
9	1.3830	1.8331	2.2622
10	1.3722	1.8125	2.2281
11	1.3634	1.7959	2.2010
12	1.3562	1.7823	2.1788
13	1.3502	1.7709	2.1604
14	1.3450	1.7613	2.1448
15	1.3406	1.7531	2.1314
16	1.3368	1.7459	2.1199
17	1.3334	1.7396	2.1098
18	1.3304	1.7341	2.1009
19	1.3277	1.7291	2.0930
20	1.3253	1.7247	2.0860
21	1.3232	1.7207	2.0796
22	1.3212	1.7171	2.0739
23	1.3195	1.7139	2.0687
24	1.3178	1.7109	2.0639
25	1.3163	1.7081	2.0595
26	1.3150	1.7056	2.0555
27	1.3137	1.7033	2.0518
28	1.3125	1.7011	2.0484
29	1.3114	1.6991	2.0452
30	1.3104	1.6973	2.0423
31	1.3095	1.6955	2.0395
32	1.3086	1.6939	2.0369
33	1.3077	1.6924	2.0345
34	1.3070	1.6909	2.0322
35	1.3062	1.6896	2.0301
36	1.3055	1.6883	2.0281
37	1.3049	1.6871	2.0262
38	1.3042	1.6860	2.0244
39	1.3036	1.6849	2.0227
40	1.3031	1.6839	2.0211
41	1.3025	1.6829	2.0195
42	1.3020	1.6820	2.0181

43	1.3016	1.6811	2.0167
44	1.3011	1.6802	2.0154
45	1.3006	1.6794	2.0141
46	1.3002	1.6787	2.0129
47	1.2998	1.6779	2.0117
48	1.2994	1.6772	2.0106
49	1.2991	1.6766	2.0096
50	1.2987	1.6759	2.0086
51	1.2984	1.6753	2.0076
52	1.2980	1.6747	2.0066
53	1.2977	1.6741	2.0057
54	1.2974	1.6736	2.0049
55	1.2971	1.6730	2.0040
56	1.2969	1.6725	2.0032
57	1.2966	1.6720	2.0025
58	1.2963	1.6716	2.0017
59	1.2961	1.6711	2.0010
60	1.2958	1.6706	2.0003
61	1.2956	1.6702	1.9996
62	1.2954	1.6698	1.9990
63	1.2951	1.6694	1.9983
64	1.2949	1.6690	1.9977
65	1.2947	1.6686	1.9971
66	1.2945	1.6683	1.9966
67	1.2943	1.6679	1.9960
68	1.2941	1.6676	1.9955
69	1.2939	1.6672	1.9949
70	1.2938	1.6669	1.9944
71	1.2936	1.6666	1.9939
72	1.2934	1.6663	1.9935
73	1.2933	1.6660	1.9930
74	1.2931	1.6657	1.9925
75	1.2929	1.6654	1.9921
76	1.2928	1.6652	1.9917
77	1.2926	1.6649	1.9913
78	1.2925	1.6646	1.9908
79	1.2924	1.6644	1.9905
80	1.2922	1.6641	1.9901
81	1.2921	1.6639	1.9897
82	1.2920	1.6636	1.9893
83	1.2918	1.6634	1.9890
84	1.2917	1.6632	1.9886
85	1.2916	1.6630	1.9883
86	1.2915	1.6628	1.9879
87	1.2914	1.6626	1.9876
88	1.2912	1.6624	1.9873
89	1.2911	1.6622	1.987
90	1.291	1.662	1.9867

91	1.2909	1.6618	1.9864
92	1.2908	1.6616	1.9861
93	1.2907	1.6614	1.9858
94	1.2906	1.6612	1.9855
95	1.2905	1.6611	1.9853
96	1.2904	1.6609	1.985
97	1.2903	1.6607	1.9847
98	1.2902	1.6606	1.9845
99	1.2902	1.6604	1.9842
100	1.2901	1.6602	1.984



LAMPIRAN 10 :Foto Dokumentasi



Dokumentasi



