


LAMPIRAN 3

Uji Performa *Prototype* Baterai

3.1 Kondisi Awal Baterai




Lampiran 3.1 Kondisi Awal Baterai

3.2 Charging



Lampiran 3.2 Proses *Charging*

3.3 Proses Charging




Lampiran 3.3 Proses Charging

3.4 Kapasitas Baterai Setelah Charging




Lampiran 3.4 Kapasitas Baterai

3.5 Proses Pengosongan Baterai Menggunakan Beban Lcd




Lampiran 3.5 Proses Pengosongan Baterai Menggunakan Beban Lcd

3.6 Proses Pengosongan Baterai Menggunakan Beban Lcd




Lampiran 3.6 Proses Pengosongan Baterai Menggunakan Beban Lcd

3.7 Tegangan dan Arus Lcd




Lampiran 3.7 Tegangan dan Arus Lcd

3.8 Tegangan Untuk LCD



Lampiran 3.8 Tegangan Lcd

3.9 Pengukuran



Lampiran 3.9 Pengukuran

3.10 Pengukuran



Lampiran 3.10 Pengukuran

3.11 Pengukuran




Lampiran 3.11 Pengukuran

3.12 Pengukuran



Lampiran 3.12 Pengukuran

3.13 Pengukuran



Lampiran 3.13 Pengukuran

3.14 Pengukuran



Lampiran 3.14 Pengukuran

